

Specifications:

规格: **XKB**

Voltage rating: 250V AC/DC

额定电压: 250V AC/DC

Current rating: 7A AC/DC

额定电流: 7A AC/DC

Withstanding voltage: 1500V AC/minute

耐受电压: 1500V AC/分钟

Temperature range: -25°C ~ +85°C

温度范围: -25°C ~ +85°C

Insulation resistance: ≥1000MΩ

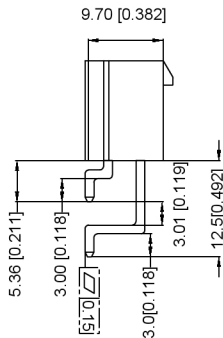
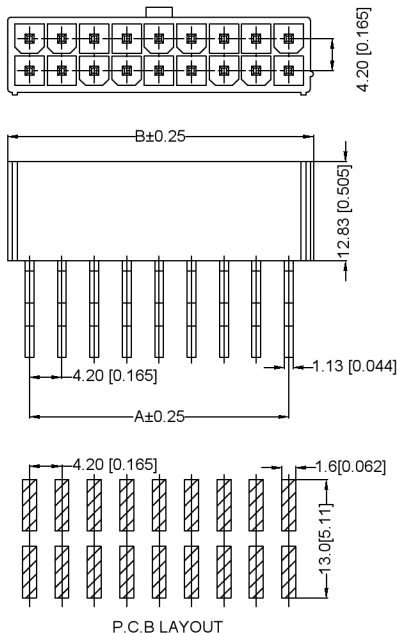
绝缘电阻: ≥1000MΩ

Contact resistance: ≤30mΩ

接触电阻: ≤30mΩ

After environmental testing: ≤20mΩ

环境测试后: ≤20mΩ



X9357 W R S-2*XX X-XX XX XX

Poles	Dimensions(mm)	
	A	B
1	—	5.60
2	4.20	9.80
3	8.40	14.00
4	12.60	18.20
5	16.80	22.40
6	21.00	26.60
7	25.20	30.80
8	29.40	35.00
9	33.60	39.20
10	37.80	43.40
11	42.00	47.60
12	46.20	51.80

- 1 系列
- 2 类别: W-WAFER 类
- 3 外观形态:
R-90*(带脚式)
- 4 成型方式: S-SMT
- 5 PIN 数: 双排-2*XX
自空码-普通规格 A-带定位柱
- 7 材质:
NO-PA66 94V-0
- 8 电镀类别:
SN-镀亮锡(10u")
- 9 颜色:
空码-本色

广东星坤科技股份有限公司

生
發

日
期

文件工程章

REVISIONS
www.heloxkb.com

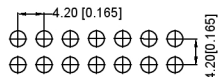
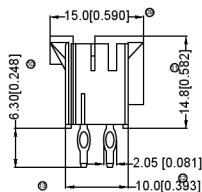
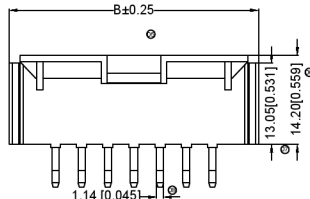
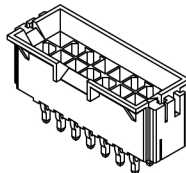
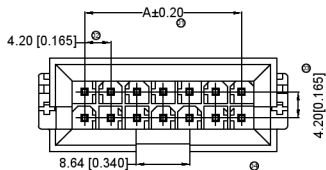
DATE	REVISED	APPROVED	DESCRIPTION

UNSPECIFIED TOLERANCES

DSND	DATE	SCALE: NA	MODEL TYPE:
X9357WRS-2*XX-N0SN			X9357WRS-2*XX-N0SN
DWNN	DATE	VIEW:	PART NO.:
CHKD	DATE	UNIT: mm/mn	4.2 mm Crimp Style Connectors
APPD	DATE	SIZE: A4	DWG NO.:
XKB INDUSTRIAL PRECISION CO., LIMITED			WEIGHT: 1.0g
			SHEET: 1/1
			REVISION: A0

Part No	Material	Material(Pin)	Finish(Terminal)	Suitable XKB Terminal
X9357WRS-2*XX-N0SN	Nylon 66 UL 94V-0	Brass	Tin-Plated	X9357H or 9357T

XKB



Specifications:

规格: XKB
Voltage rating:600V AC/DC
额定电压: 600V AC/DC
Current rating:9A AC/DC
额定电流: 9A AC/DC
Withstanding voltage:1500V AC/minute
耐受电压: 1500V AC/分钟
Temperature range:-25°C~+85°C
温度范围: -25°C~+85°C
Insulation resistance:≥1000MΩ
绝缘电阻: ≥1000MΩ
Contact resistance:≤10mΩ
接触电阻: ≤10mΩ
After environmental testing:≤20mΩ
环境测试后: ≤20兆欧

X9357 W V X-2*XX X-XX SN XX
 ○ ○ ○ ○ ○ ○ ○ ○ ○ ○ ○ ○

- 01 Series No.
 02 Category W-wafer
 03 Weiding Board Angle:V-180°
 04 Weiding Way: Blank-DIP
 05 Row No.-Pin No: 2*xx-Double row
 06 Special NO.
 B-Arrange ushering with positioning column
 07 Material NO-PA66 94V-0/N2-PA66 94V-2
 08 Plating Category
 V All Gold-Plated G Gold-Plated Contact
 S-SilverPlating,"01-G-old Flash,"02-2u","03-3u"
 *05-5u" 10-10u":15-15u" *30-30u":*50-50u"
 N-Plating Nickel 30u",SN-Bright tin plating 70u" SW-F5
 Tin plating
 09 Color Blank-natural color

Poles	Dimensions(mm)	
	A	B
2*07	25.20	40.00
2*08	33.60	48.40
2*09	46.20	61.00

X9357WV-2*XKB-N0SN	Nylon 66 UL 94V-0	Phorpos Bronze	Tin-Plated	X9357HM-B
X9357WV-2*XKB-N2SN	Nylon 66 UL 94V-2	Phorpos Bronze	Tin-Plated	X9357HM-B
PART NO	Material	Material(Pin)	Finish(Pin)	Suitable XKB Terminal

广东星坤科技股份有限公司

生 日期

文件工程章

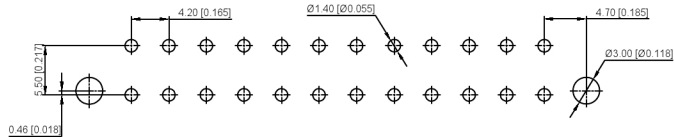
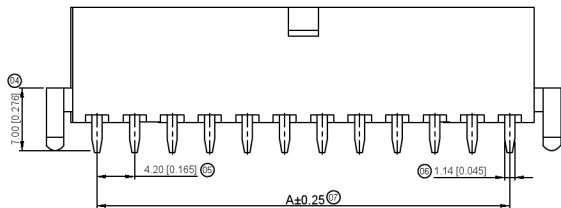
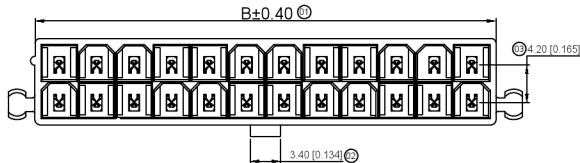
REVISIONS

www.heloxkb.com

DATE	REVISED	APPROVED	DESCRIPTION

UNSPECIFIED TOLERANCES

DSND	DATE	SCALE: NA	MODEL TYPE:
DWNN	DATE	VIEW:	X9357WV-2*XXB-N0SN
CHKD	DATE	UNIT: mm/in	PART NO.: 4.20 mm Crimp Style Connectors
APPD	DATE	SIZE: A4	DWG NO.:
XKB INDUSTRIAL PRECISION CO.,LIMITED			WEIGHT 1.0g
			SHEET 1/1
			REVISION A0



Specifications:

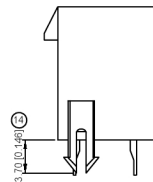
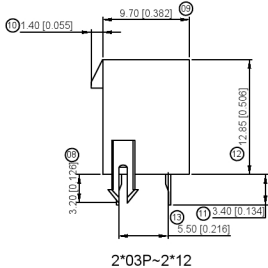
规格:

- Voltage rating:600V AC/DC
- 额定电压: 600V AC/DC
- Current rating:9A AC/DC
- 额定电流: 9A AC/DC
- Withstanding voltage: 1500V AC/minute
- 耐受电压: 1500V AC/分钟
- Temperature range:-25°C+85°C
- 温度范围: -25°C+85°C
- Insulation resistance:≥1000MΩ
- 绝缘电阻: ≥1000MΩ
- Contact resistance:≤10mΩ
- 接触电阻: ≤10mΩ
- After environmental testing:≤20mΩ
- 环境测试后: ≤20兆欧

XKB Connectivity

X9357 W V X 2*XX FS -XX XX XX

- 01 Series No
- 02 Category:W-wafer
- 03 Welding Board Angle:V-Straight 180°
- 04 Welding Way: Blank-DIP
- 05 Row No.-Pin No: 2*XX-Double
- 06 Plug the Pin&Special NO.:
FS-The hollow needle with positioning column
- 07 Material:NO-PA66 94V-0;N2-PA66 94V-2
- 08 Planting Category:SN-Bright tin plating
G30-Contact area Gold plating;30u" min;
Tail area Bright tin plating
- 09 Color:Blank-Natural Color



2*01~2*02P

XKB Connectivity

Poles	Dimensions(mm)		Poles	Dimensions(mm)	
	A	B		A	B
2*01	—	5.60	2*07	25.20	36.80
2*02	4.20	9.80	2*08	29.40	35.00
2*03	8.40	14.00	2*09	33.60	39.20
2*04	12.60	18.20	2*10	37.80	43.40
2*05	16.80	22.40	2*11	42.00	47.60
2*06	21.00	26.60	2*12	46.20	51.80

2*03P~2*12

XKB Connectivity

X9357WV-2*XXFS-NOG30	Nylon 66 UL 94V-2			
X9357WV-2*XXFS-N2SN	Nylon 66 UL 94V-2	Brass	Tin-Plated	X9357H
X9357WV-2*XXFS-N0SN	Nylon 66 UL 94V-0			
PART NO	Material	Material(Pin)	Finish(Pin)	Suitable XKB Terminal

Recommended P.C.B Layout

General Tolerance±0.05

XKB Connectivity

广东星坤科技股份有限公司

生 日期

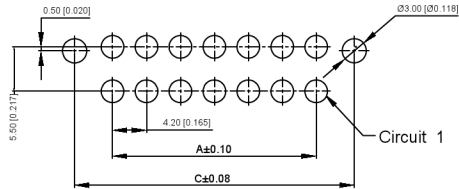
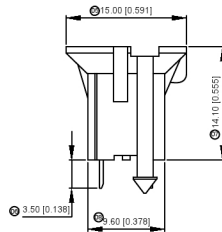
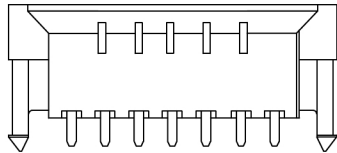
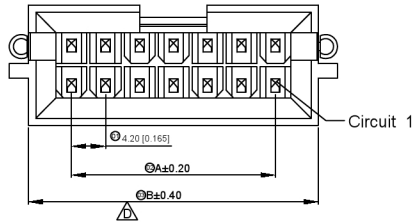
文件工程章

ANGLAR	±5°
L ≤ 4	±0.2
4 < L ≤ 16	±0.3
16 < L ≤ 63	±0.4
L > 63	±0.5

UNSPECIFIED TOLERANCES

DSND	DATE	SCALE: N/A	MODEL TYPE: X9357WV-2*XXFS-XXXX
DWNN	DATE	VIEW: ①	PART NO.: 4.20mm Crimp Style Connector
CHKD	DATE	UNIT: mm/in	DWG NO.:
APPD	DATE	SIZE: A4	
XKB INDUSTRIAL PRECISION CO.,LIMITED			WEIGHT 1.0g
			SHEET 1/1
			REVISION A0

XKB



Specifications:

规格: XKB
Voltage rating: 600V AC/DC
 额定电压: 600V AC/DC
Current rating: 9A AC/DC
 额定电流: 9A AC/DC
Withstanding voltage: 1500V AC/minute
 耐受电压: 1500V AC/分钟
Temperature range: -25°C → +85°C
 温度范围: -25°C → +85°C
Insulation resistance: ≥1000MΩ
 绝缘电阻: ≥1000MΩ
Contact resistance: ≤10mΩ
 接触电阻: ≤10mΩ
After environmental test fig: ≤20mΩ
 环境测试后: ≤20兆欧

X9357 W V X 2 XX HB -XX SN XX
 ① ② ③ ④ ⑤ ⑥ ⑦ ⑧ ⑨ ⑩ ⑪ ⑫ ⑬ ⑭ ⑮ ⑯ ⑰ ⑱ ⑲

- 01 Series No
- 02 Category:W-wafer
- 03 Welding Board Angle:V-Straight 180°
- 04 Welding Way:Blank-DIP
- 05 Row No -Pin No: 2*XX-2*02P-2*12P
- 06 Plug the Pin&Special NO.
- HB-The hollow needle with positioning column arrange ushering
- 07 Material:NO-PA66 94V-0.N2-PA66 94V-7
- 08 Plating Category:SN-Bright tin plating
- 09 Color:Blank-Natural Color

Poles	Dimensions(mm)		Poles	Dimensions(mm)	
	A	B		A	B
2*02	4.20	15.10	2*08	29.40	40.30
2*03	8.40	19.30	2*09	33.60	44.50
2*04	12.60	23.50	2*10	37.80	48.70
2*05	16.80	27.70	2*11	42.00	52.90
2*06	21.00	31.90	2*12	46.20	57.10
2*07	25.20	36.10			

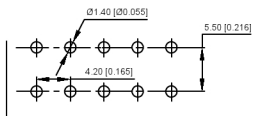
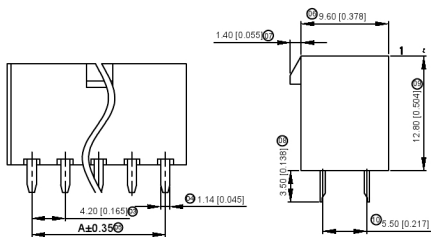
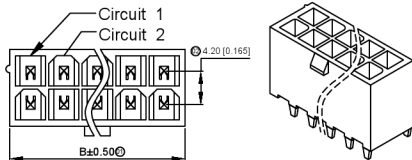
X9357WV-2*XXHB-N0SN	Nylon 66 UL 94V-0	Brass	Tin-Plated	X9357HM-B
X9357WV-2*XXHB-N2SN	Nylon 66 UL 94V-2	Brass	Tin-Plated	X9357HM-B
PART NO	Material	Material(Pin)	Finish(Pin)	Suitable XKB Terminal

广东星坤科技股份有限公司 P.C.B LAYOUT

生	日期
发	
Δ	
文件工程章	

REVISIONS	DATE	REVISED	APPROVED	UNSPECIFIED TOLERANCES

DSND	DATE	SCALE: N/A	MODEL TYPE:
DWNN	DATE	VIEW:	X9357WV-2*XXHB-N0SN
CHKD	DATE	UNIT: mm/in	PART NO.: 2.40mm Crimp Style Connectors
APPD	DATE	SIZE: A4	DWG NO.:
XKB INDUSTRIAL PRECISION CO.,LIMITED			WEIGHT: 1.0g
			SHEET: 1/1
			REVISION: A0



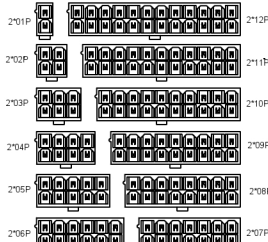
XKB Connectivity

Specifications:

规格: XKB
 Voltage rating:600V AC/DC
 额定电压: 600V AC/DC
 Current rating:9A AC/DC
 额定电流: 9A AC/DC
 Withstanding voltage:1500V AC/minute
 耐受电压: 1500V AC/分钟
 Temperature range:-25℃~+85℃
 温度范围: -25℃~+85℃
 Insulation resistance:≥1000MΩ
 绝缘电阻: ≥1000MΩ
 Contact resistance:≤10mΩ
 接触电阻: ≤10mΩ
 After environmental testing:≤20mΩ
 环境测试后: ≤20mΩ

X9357 WR X-2-XX X-XX XX XX

- 01 Series No. ① ② ③ ④ ⑤ ⑥ ⑦ ⑧ ⑨
- 02 Category W-wafer
- 03 Welding Board Angle V-180°
- 04 Welding Way: Blank-DIP
- 05 Row No.-Pin No: 2*xx-Double
- 06 Plug the Pin&Special NO. HN-The hollow needle
- 07 Material N0-PA66 94V-0 N2-PA66 94V-2
- 08 Planting Category SN-Bright tin plating
- 09 Color:Blank-Natural Color .RD-dark red



XKB Connectivity

Poles	Dimensions(mm)		Poles	Dimensions(mm)	
	A	B		A	B
2*01	—	5.40	2*07	25.20	30.60
2*02	4.20	9.60	2*08	29.40	34.80
2*03	8.40	13.80	2*09	33.60	39.00
2*04	12.60	18.00	2*10	37.80	43.20
2*05	16.80	22.20	2*11	42.00	47.40
2*06	21.00	26.40	2*12	46.20	51.60

XKB Connectivity

X9357WV-2*XXHN-N2SN1	Nylon 66 UL 94V-2			
X9357WV-2*XXHN-NSNRD	Nylon 66 UL 94V-2 Dark Red	Brass	Tin-Plate	X9357H
X9357WV-2*XXHN-N2SN	Nylon 66 UL 94V-2			
X9357WV-2*XXHN-N2SN	Nylon 66 UL 94V-0			
PARE NO	Material	Material(Pin)	Finish(Pin)	Suitable XKB Terminal

广东星坤科技股份有限公司

PLEASE RECOMMENDED LAYOUT

XKB Connectivity

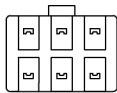
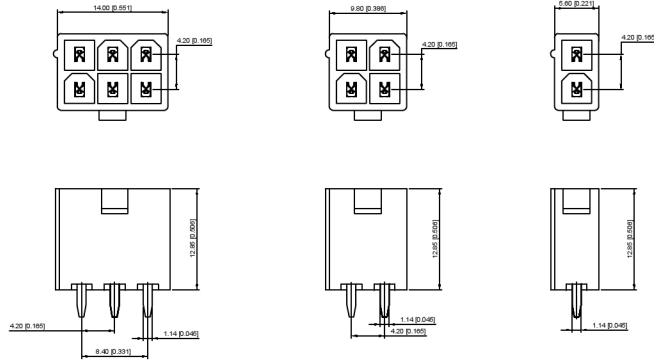
生	日期
發	
Δ	
文件工程章	

REVISIONS
 www.heloxkb.com

XKB	ANGLAR	±5°
	L ≤ 4	±0.2
	4 < L ≤ 16	±0.3
	16 < L ≤ 63	±0.4
	L > 63	±0.5

UNSPECIFIED TOLERANCES

DSND	DATE	SCALE: NA	MODEL TYPE:
DWN	DATE	VIEW:	X9357WV-2*XXHN-N2SN1
CHKD	DATE	UNIT: mm/in	PART NO.: 2.40mm Crimp Style Connectors
APPD	DATE	SIZE: A4	DWG NO.:
XKB INDUSTRIAL PRECISION CO., LIMITED			WEIGHT 1.0g
			SHEET 1/1
			REVISION A0



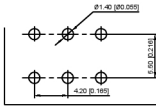
2*03PIN



2*02PIN



2*01PIN



XiB Connectivity

Specifications:

规格: XiB
Voltage rating: 600V AC/DC
 额定电压: 600V AC/DC
Current rating: 9A AC/DC
 额定电流: 9A AC/DC
Withstanding voltage: 1500V AC/minute
 耐受电压: 1500V AC/分钟
Temperature range: -25℃~+85℃
 温度范围: -25℃~+85℃
Insulation resistance: ≥1000MΩ
 绝缘电阻: ≥1000MΩ
Contact resistance: ≤10mΩ
 接触电阻: ≤10mΩ
After environmental test fig: ≤20mΩ
 环境测试后: ≤20兆欧

XiB Connectivity

X9357 WW X 2*XX HS -XX SN XX
 0 0 0 0 0 0 0 0 0 0

- 01 Series No
- 02 Category:W-wafer
- 03 Welding Board Angle V-Straight 180°
- 04 Welding Way :Blank-DIP
- 05 Row No -Pin No :2*XX
- 06 Plug the Pin&Special NO. :
HS-Hollow needle seal
- 07 Material NO-PA66 94V-0 N2-PA66 94V-2
- 08 Plating Category:SN-Bright Tin plating
- 09 Color:Blank-Natural Color

XiB Connectivity

X9357WW-2*XXHS-N2SN	Nylon 66 UL 94V-2	Brass	Tin-Plated	X9357H
X9357WW-2*XXHS-N0SN	Nylon 66 UL 94V-0			
PART NO	Material	Material(Pin)	Finish(Pin)	Suitable XiB Terminal

广东星坤科技股份有限公司

BEST RECOMMENDED LAYOUT

XiB Connectivity

生		日	
发		期	

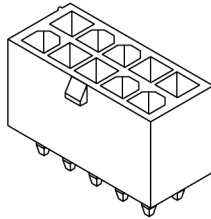
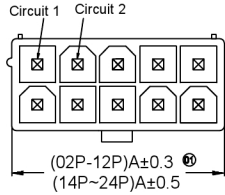
Δ	文件工程章		
MATERIAL	DESCRIPTION	DATE	REVISED APPROVED

REVISIONS: _____ DATE _____ REVISED _____ APPROVED _____
 www.xkb.cn www.hellixkb.com www.hellixkb.com

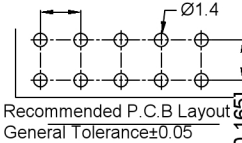
ANGLAR	±5°
L ≤ 4	±0.2
4 < L ≤ 16	±0.3
16 < L ≤ 63	±0.4
L > 63	±0.5

UNSPECIFIED TOLERANCES

DSND	DATE	SCALE: N/A	MODEL TYPE: X9357WWX-2*XXHS -XXSNXX
DWNN	DATE	VIEW:	PART NO.: 4 20mm Crimp Style Connector
CHKD	DATE	UNIT: mm/in	DWG NO.:
APPD	DATE	SIZE: A4	
XKB INDUSTRIAL PRECISION CO., LIMITED			WEIGHT: 1.0g
			SHEET: 1/1
			REVISION: A0

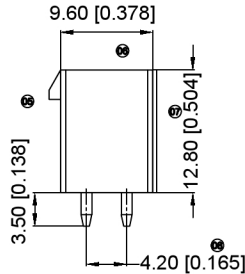
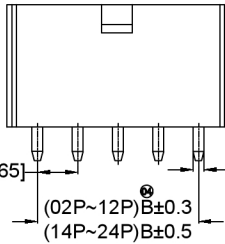


4.20 [0.165]



Recommended P.C.B Layout
General Tolerance±0.05

4.20 [0.165]



Specifications xxb

规格:

Voltage rating: 600V AC/DC

额定电压: 600V AC/DC

Current rating: 9A AC/DC

额定电流: 9A AC/DC

Withstanding voltage: 1500V AC/minute

耐受电压: 1500V AC/分钟

Temperature

range: -25°C +85°C

温度范围: -25°C +85°C

Insulation resistance: ≥100MΩ

绝缘电阻: ≥100MΩ xxb

Contact resistance: ≤10mΩ

接触电阻: ≤10mΩ

After environmental

testing: ≤20mΩ

环境测试后: ≤20兆欧

X9357WVX-2*XXX-XX XXXX

- ①
- ②
- ③
- ④
- ⑤
- ⑥
- ⑦
- ⑧
- ⑨

- 1 Series No.
- 2 Category: W-AFER
- 3 Welding Board Angle: V- Stright 180°
- 4 Weding Way: Blank-DIP
- 5 Row No Pin No: 2*XX-2*01P-2*12P
- 6 Plug the Pin & Special No.:
G-Join The glass fiber 15%
- 7 Material: N0-PAG6 94V-0; N2-PA66 94V-2
9T-PA9T94V-0; 46-PA46 94V-0
- 8 Plating Category: SN-Bright Tin Plating
- 9 Color: Blank-Natural Color BK-Black GY-Gray

Poles	Dimensions(mm)		Poles	Dimensions(mm)	
	A	B		A	B
2*01	5.40	-	2*07	30.60	25.20
2*02	9.60	4.20	2*08	34.80	29.40
2*03	13.80	8.40	2*09	39.00	33.60
2*04	18.00	12.60	2*10	43.20	37.80
2*05	22.20	16.80	2*11	47.40	42.00
2*06	26.40	21.00	2*12	51.60	46.20

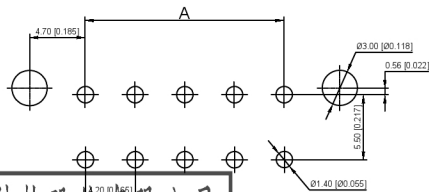
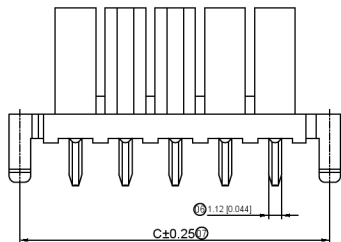
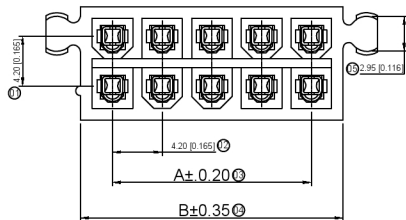
X9357WV-2XX-9T5W	Nylon 9T UL 94V-0	Brass	Matte bn	X9357H	
X9357WV-2*XX-N2V01	Nylon 66 UL 94V-2	Brass	Gold-Flash		
X9357WV-2*XX-N2S1N	Nylon 66 UL 94V-2	Brass	Tin-Plated		
X9357WV-2*XX-G-N2V01	Nylon 66 UL 94V-2 GF15%	Brass	Gold-Flash		
X9357WV-2*XX-G-N2S1N	Nylon 66 UL 94V-2 GF15%	Brass	Tin-Plated		
PART NO	Material	Material(Pin)	Finish(Pin)		Suitable XKB Terminal

广东星坤科技股份有限公司

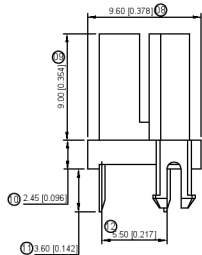
生	日期
发	
Δ	
文件工程章	

XKB			
XKB	ANGLAR	±5°	
	L ≤ 4	±0.2	
	4 < L ≤ 16	±0.3	
	16 < L ≤ 63	±0.4	
	L > 63	±0.5	
UNSPECIFIED TOLERANCES			

DSND	DATE	SCALE: NA	MODEL TYPE:
DWNN	DATE	VIEW:	X9357WV-2*XXX-XXXX
CHKD	DATE	UNIT: mm/in	PART NO.:
APPD	DATE	SIZE: A4	4.2 mm Crimp Style Connectors
			DWG NO.:
XKB INDUSTRIAL PRECISION CO., LIMITED			WEIGHT
			1.0g
			SHEET
			1/1
			REVISION
			A0



Recommended P.C.B Layout
General Tolerance±0.05



Specifications:

规格:
Voltage rating:600V AC/DC
额定电压: 600V AC/DC
Current rating:9A AC/DC
额定电流: 9A AC/DC
Withstanding voltage:1500V AC/minute
耐受电压: 1500V AC/分钟
Temperature range:-25℃+85℃
温度范围: -25℃+85℃
Insulation resistance:≥1000MΩ
绝缘电阻: ≥1000MΩ
Contact resistance:≤10mΩ
接触电阻: ≤10mΩ
After environmental testing:≤20mΩ
环境测试后: ≤20兆欧

X9357 W V X-2'XX S-XX SW

- 01 Series No
- 02 Category:W-wafer
- 03 Welding Board Angle:V-Straight 180°
- 04 Welding Way: Blank-DIP
- 05 Row No.-Pin No: 2'XX-2'02P-2'12P
- 06 Plug the Pin&Special NO. S-With the column
- 07 Material:NO-PA66 94V-0-N2-PA66 94V-2
- 08 Planting Category:SW-Fog Tin plating

Poles	Dimensions(mm)			Poles	Dimensions(mm)		
	A	B	C		A	B	C
2*01	/	5.40	9.40	2*07	25.20	30.60	34.60
2*02	4.20	9.60	13.60	2*08	29.40	34.80	39.80
2*03	8.40	13.80	17.80	2*09	33.60	39.00	43.00
2*04	12.60	18.00	22.00	2*10	37.80	43.20	47.20
2*05	16.80	22.20	26.20	2*11	42.00	47.40	51.40
2*06	21.00	26.40	30.40	2*12	46.20	51.60	55.60

X9357WV-2'XXS-N2SW	Nylon 66 UL 94V-2	Brass	Tin-Plated	X9357H
X9357WV-2'XXS-N0SW	Nylon 66 UL 94V-0			
PART NO	Material	Material(Pin)	Finish(Pin)	Suitable XKB Terminal

广东星坤科技股份有限公司

生 日期

文件工程

REVISIONS

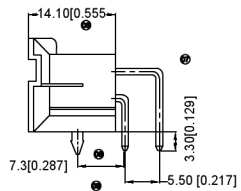
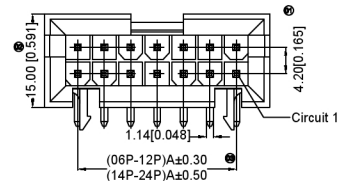
DATE REVISED APPROVED

UNSPECIFIED TOLERANCES

www.xkb.com www.helloxkb.com www.helloxkb.cn

DSND	DATE	SCALE: N/A	MODEL TYPE: X9357WV-2'XXS-XXSW
DWNN	DATE	VIEW: ①	PART NO.: 4.20mm Crimp Style Connector
CHKD	DATE	UNIT: mm/in	DWG NO.:
APPD	DATE	SIZE: A4	
XKB INDUSTRIAL PRECISION CO.,LIMITED			WEIGHT 1.0g SHEET 1/1 REVISION A0

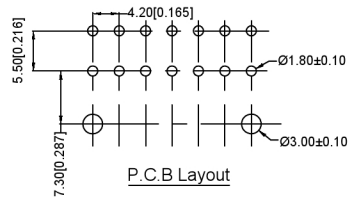
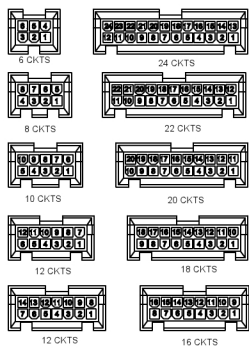
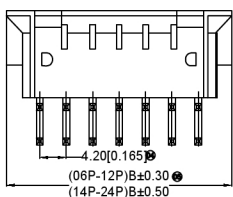
XkB



X9357WR-2*XXB-XXSN-XX

- 01 Series No
- 02 Category:W-wafer
- 03 Welding Board Angle:R-Right Angle90
- 04 Welding Way: Blank-DIP
- 05 Row No. -Pin No: 2*xx-2*03P-2*12P
- 06 Plug the Pin&Special NO.:
- B-A range ushering with positioning column
- 07 Material:NO-PA66 94V-0,N2-PA66 94V-2
- 08 Planting Category:SN-Resistance tin plating
- 09 Color:Blank-Natural Color

Specifications:
 规格: XkB
 Voltage rating:600V AC/DC
 额定电压: 600V AC/DC
 Current rating:9A AC/DC
 额定电流: 9A AC/DC
 Withstanding voltage:1500V AC/minute
 耐受电压: 1500V AC/分钟
 Temperature range:-25℃ +85℃
 温度范围: -25℃ +85℃
 Insulation resistance:≥1000MΩ
 绝缘电阻: ≥1000MΩ
 Contact resistance:≤10mΩ
 接触电阻: ≤10mΩ
 After environmental testing:≤20mΩ
 环境测试后: ≤20mΩ



Poles	Dimensions(mm)	
	A	B
2*03	8.40	19.20
2*04	12.60	23.40
2*05	16.80	27.60
2*06	21.00	31.80
2*07	25.20	36.00
2*08	29.40	40.20
2*09	33.60	44.40
2*10	37.80	48.60
2*11	42.00	52.80
2*12	46.20	57.00

X9357WR-2*XXB-N2SN	Nylon 66 UL 94V-0	Brass	Tin-Plated	X9357HM-B
X9357WR-2*XXB-N2SN	Nylon 66 UL 94V-2			
PART NO	Material	Material(Pin)	Finish(Pin)	Suitable XkB Terminal

广东星坤科技股份有限公司

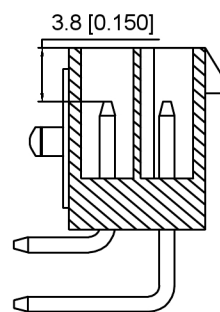
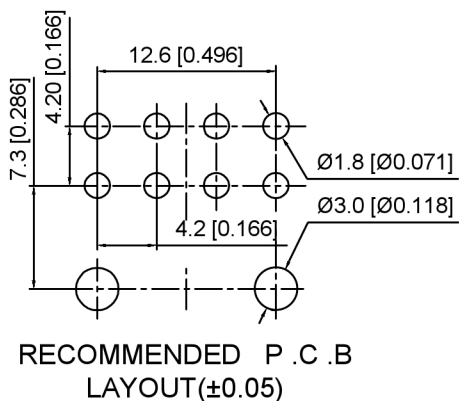
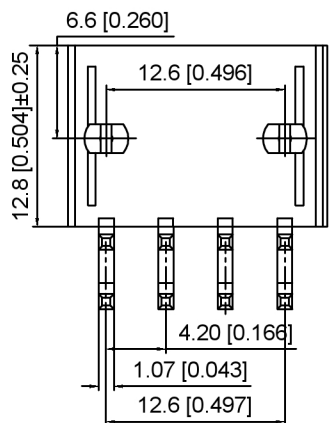
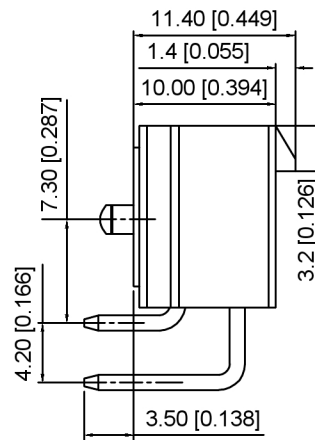
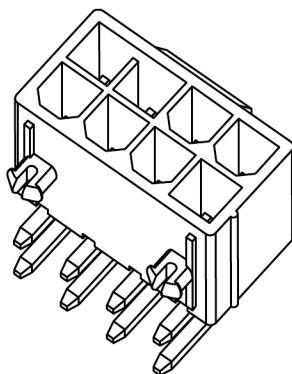
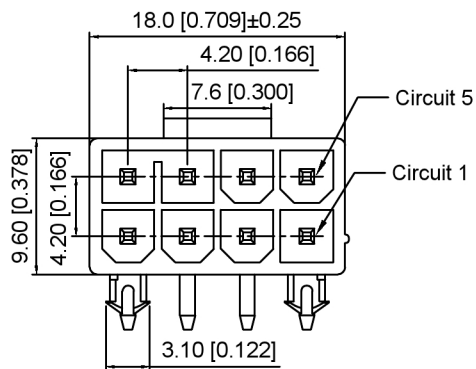
生		日	
期		期	
文件工程章			

REVISIONS

NO.	DATE	REVISED	APPROVED	DESCRIPTION

UNSPECIFIED TOLERANCES

DSND	DATE	SCALE: NA	MODEL TYPE: X9357WR-2*XXB-XXSN
DWNN	DATE	VIEW:	PART NO.: 2.40mm Crimp Style Connectors
CHKD	DATE	UNIT: mm/in	DWG NO.:
APPD	DATE	SIZE: A4	
XKB INDUSTRIAL PRECISION CO.,LIMITED			WEIGHT: 1.0g
			SHEET: 1/1
			REVISION: A0



Specifications:

规格:

Voltage rating: 600V AC/DC

额定电压: 600V AC/DC

Current rating: 7A AC/DC

额定电流: 7A AC/DC

Withstanding voltage: 1500V

AC/minute

耐受电压: 1500V AC/分钟

Temperature range: -25°C - +85°C

温度范围: -25°C - +85°C

Insulation resistance: 1000MΩ min

绝缘电阻: 1000MΩ Min

Contact resistance: 20mΩ Max

接触电阻: 20mΩ Max

X9357 W R - 2xXX EH - LP SW
 ① ② ③ ④ ⑤ ⑥ ⑦

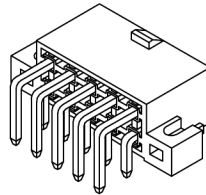
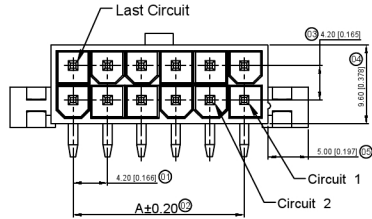
1. Series No
2. Category: W-Wafer
3. Welding Board Angle: R-Straight 90°
4. Row No. Pin No: 2xXX-2x04Pin
5. Type: EH-The last two holes are connected
6. Material: LP-LCP UL94V-0 Black
7. Plating: SW-Matte Tin Plated

X9357WR-2XXEH-LPSW	LCP	Brass	X9357HM-EH
PART NO	Material	Material(Pin)	Suitable XKB Housing

广东星坤科技股份有限公司
 日期
 文件工程章

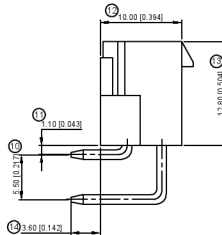
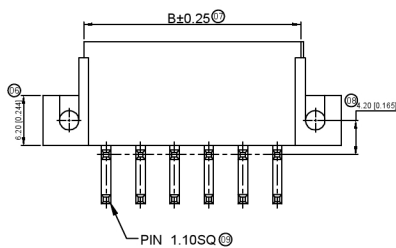
ANGLAR	±5°
L ≤ 4	±0.2
4 < L ≤ 16	±0.3
16 < L ≤ 63	±0.4
L > 63	±0.5
UNSPECIFIED TOLERANCES	

XKIB	DSND	SCALE: N/A	MODEL TYPE:	
	DWN	VIEW:	4.2mm Crimp Style Connector	
	CHKD	UNIT: mm/in	PART NO.:	
	APPD	SIZE: A4	X9357WR-2XXEH-LPSW	
			DWG NO.:	
			X-X9357WR-2XXEH-LPSW	
XKIB INDUSTRIAL PRECISION CO., LIMITED		WEIGHT	SHEET	REVISION
			1/1	A0



Specifications:

- 规格: XKB
 Voltage rating: 600V AC/DC
 额定电压: 600V AC/DC
 Current rating: 9A AC/DC
 额定电流: 9A AC/DC
 Withstanding voltage: 1500V AC/minute
 耐受电压: 1500V AC/分钟
 Temperature range: -25°C~+85°C
 温度范围: -25°C~+85°C
 Insulation resistance: ≥1000MΩ
 绝缘电阻: ≥1000MΩ
 Contact resistance: ≤10mΩ
 接触电阻: ≤10mΩ
 After environmental testing: ≤20mΩ
 环境测试后: ≤20兆欧



X9357 W R X-2 XX ES -XX SN XX

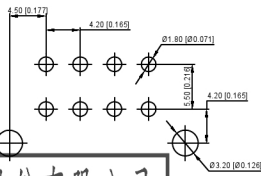
- 01 Series No
- 02 Category:W-wafer
- 03 Welding Board Angle:R-Right Angle 180°
- 04 Welding Way: Blank-DIP
- 05 Row No.:Pin No.: 2'XX-2'01P-2'12P
- 06 Plug the Pin&Special NO.:
- ES-With Ears and Screw Holes
- 07 Material:NO-PA66 94V-0/N2-PA66 94V-2
- 08 Planting Category:SN-Bright tin plating
- 09 Color:Blank-Natural Color

000 000000

Poles	Dimensions(mm)		Poles	Dimensions(mm)	
	A	B		A	B
2*01	—	5.40	2*07	25.20	30.60
2*02	4.20	9.60	2*08	29.40	34.80
2*03	8.40	13.80	2*09	33.60	39.00
2*04	12.60	18.00	2*10	37.80	43.20
2*05	16.80	22.20	2*11	42.00	47.40
2*06	21.00	26.40	2*12	46.20	51.60

000 000000

X9357WR-2'XXES-N0SN	Nylon 66 UL 94V-0	Brass	Tin-Plated	X9357H
X9357WR-2'XXES-N2SN	Nylon 66 UL 94V-2	Brass	Tin-Plated	X9357H
PART NO	Material	Material(Pin)	Finish(Pin)	Suitable XKB Terminal



Recommended Pin B Layout
 General Tolerance±0.10

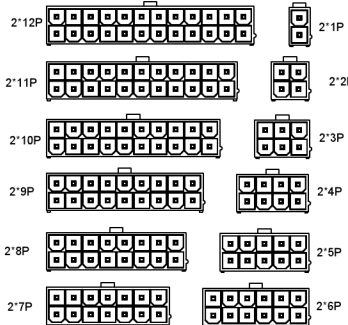
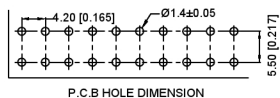
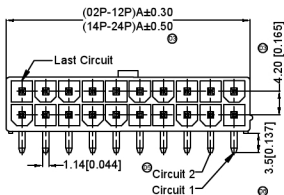
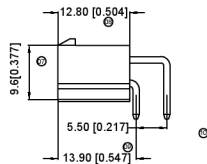
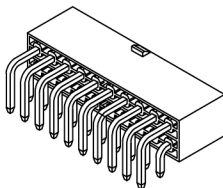
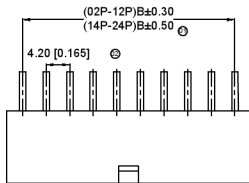
广东星坤科技股份有限公司

生	日期
發	
Δ	
文件工程章	

REVISIONS	DATE	REVISED	APPROVED	UNSPECIFIED TOLERANCES
				ANGLR ±5°
				L ≤ 4 ±0.2
				4 < L ≤ 16 ±0.3
				16 < L ≤ 63 ±0.4
				L > 63 ±0.5

DSND	DATE	SCALE: N/A	MODEL TYPE: X9357WR-2'XXES-N2SN
DWN	DATE	VIEW:	PART NO.: 4.20mm Crimp Style Connector
CHKD	DATE	UNIT: mm/in	DWG NO.:
APPD	DATE	SIZE: A4	
XKB INDUSTRIAL PRECISION CO., LIMITED			WEIGHT 1.0g SHEET 1/1 REVISION A0

XKB



Specifications:

- 规格: XKB
Voltage rating: 600V AC/DC
额定电压: 600V AC/DC
Current rating: 9A AC/DC
额定电流: 9A AC/DC
Withstanding voltage: 1500V AC/minute
耐受电压: 1500V AC/分钟
Temperature range: -25°C +85°C
温度范围: -25°C +85°C
Insulation resistance: ≥1000MΩ
绝缘电阻: ≥1000MΩ
Contact resistance: ≤10mΩ
接触电阻: ≤10mΩ
After environmental test: ≤20mΩ
环境测试后: ≤20mΩ

X9357WR X-2*XX X-XX XX XX
 ①②③④⑤⑥⑦⑧⑨⑩⑪⑫⑬⑭⑮⑯⑰⑱⑲

- 01 Series No
- 02 Category W-wafer
- 03 Welding Board Angle R-90
- 04 Welding Way: Blank-DIP
- 05 Row No -Pin No: 2*xx-Double
- 06 Plug the Pin&Special NO. F-HF
- 07 Material:
 NG-PA66 94V-0;N2-PA66 94V-7
 LP-LCP94V-0 BT-PA6T94V-0-9T-PA9T94V-0
- 08 Planting Category:
 V.All Gold-Plated*01-Gold Flash;
 SN-Bright tin plating 70u"
- 09 Color:Blank-Natural Color BK-Black

Poles	Dimensions(mm)		Poles	Dimensions(mm)	
	A	B		A	B
2*01	5.60	—	2*07	30.80	25.20
2*02	9.80	4.20	2*08	35.00	29.40
2*03	14.00	8.40	2*09	39.20	33.60
2*04	18.20	12.60	2*10	43.40	37.80
2*05	22.40	16.80	2*11	47.60	42.00
2*06	26.60	21.00	2*12	51.80	46.20

X9357WR-2*XXX-N0V01XX	Nylon 66 UL 94V-0	Brass	Gold-Flash	X9357H	1,000P/CS
X9357WR-2*XXX-NGSNXX	Nylon66 UL94V-0	Brass	Tin-Plated		
X9357WR-2*XXX-N2V01XX	Nylon66 UL 94V-2	Brass	Gold-Flash		
X9357WR-2*XXX-N2SNXX	Nylon66 UL 94V-2	Brass	Tin-Plated		
PART NO	Material	Material(Pin)	Finish(Pin)	Suitable XKB	Qty/Bag

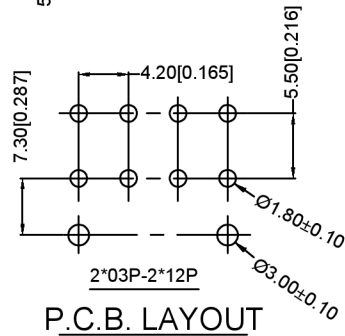
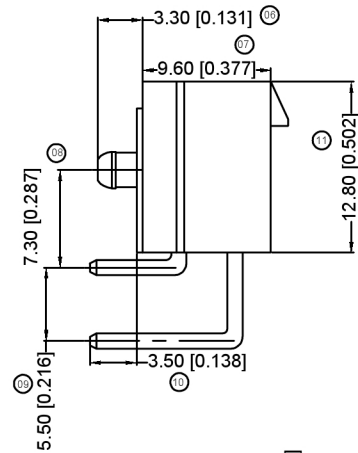
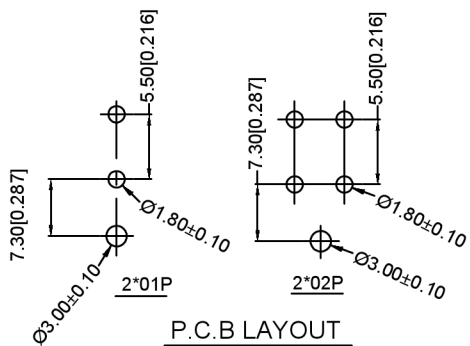
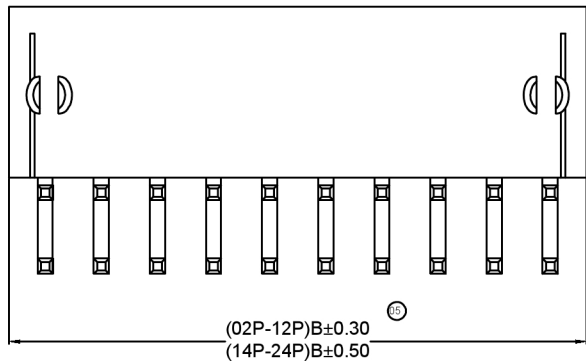
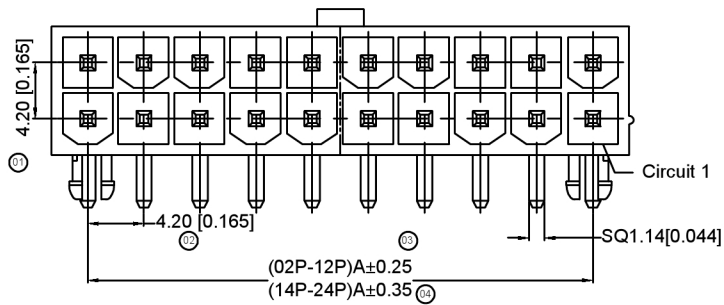
广东星坤科技股份有限公司

生 日期

文件工程章

REVISIONS	DATE	REVISED	APPROVED	UNSPECIFIED TOLERANCES

DSND	DATE	SCALE: N/A	MODEL TYPE: X9357WR-2*XX-XXXX
DWNN	DATE	VIEW:	PART NO.: 4.2 mm Crimp Style Connectors
CHKD	DATE	UNIT: mm/in	DWG NO.:
APPD	DATE	SIZE: A4	
XKB INDUSTRIAL PRECISION CO.,LIMITED			WEIGHT 1.0g SHEET 1/1 REVISION A0




X9357 WR X-2*XX SX-XX SN XX

- 01 Series No.
- 02 Category:W-wafer
- 03 Welding Board Angle:R-90°
- 04 Welding Way: Blank-DIP;
- 05 Row No.-Pin No.: 2*XX-Double row
- 06 Special NO.
- s-With positioning column F-halogen free
- 07 Material:NO-PA6694V-0:N2-PA6694V-2 LP-LCP 94V-0
- 08 Planting Category: SN-Bright tin plating 70u"
- 09 Color: Blank-natural color BK-BLACKBL-BLUE RE-RED

Specifications:
 规格: **XKB**
 Voltage rating:600V AC/DC
 额定电压: 600V AC/DC
 Current rating:9A AC/DC
 额定电流: 9A AC/DC
 Withstanding voltage:1500V AC/minute
 耐受电压: 1500V AC/分钟
 Temperature range:-25℃+85℃
 温度范围: -25℃+85℃
 Insulation resistance:≥1000MΩ
 绝缘电阻: ≥1000MΩ
 Contact resistance:≤10mΩ
 接触电阻: ≤30mΩ
 After environmental test:Rg:≤20mΩ
 环境测试后: ≤20兆欧

Poles	Dimensions(mm)	
	A	B
2*01	---	5.40
2*02	4.20	9.60
2*03	8.40	13.80
2*04	12.60	18.00
2*05	16.80	22.20
2*06	21.00	26.40
2*07	25.20	30.60
2*08	29.40	34.80
2*09	33.60	39.00
2*10	37.80	43.20
2*11	42.00	47.40
2*12	46.20	51.60



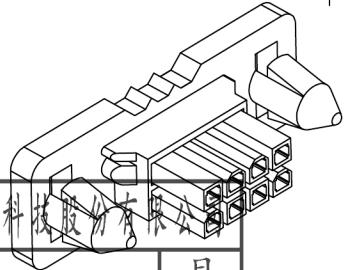
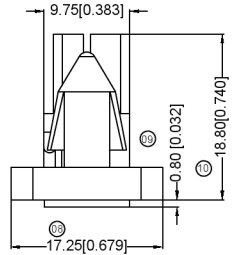
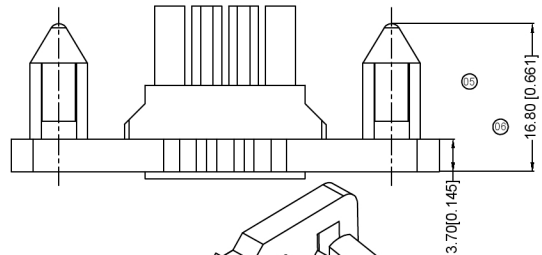
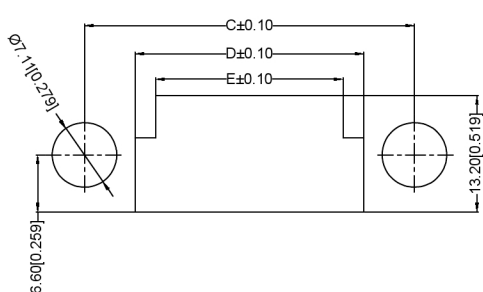
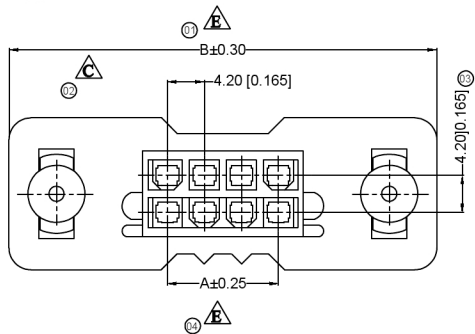
X9357WR-2* XXS-LPSN	LCP UL 94V-0	Brass	Tin- Plated	X9357H
X9357WR-2*XXSF-NOSNBK	Nylon 66 UL 94V-0 Halogen Free			
X9357WR-2*XXS-N0SNXX	Nylon 66 UL 94V-0			
X9357WR-2* XXS-N2SNXX	Nylon 66 UL 94V-2			
PART NO	Material	Material(Pin)	Finish(Pin)	Suitable XKB Terminal

广东星坤科技股份有限公司
 日期
 文件工程章

MARK	DESCRIPTION	DATE	REVISED	APPROVED	UNSPECIFIED TOLERANCES
Δ*					
Δx					
Δ效					

XKB	DSND	DATE	SCALE: N/A	MODEL TYPE:		
	DWN	DATE	VIEW:	PART NO.: 4.20mm Crimp Style Connectors		
	CHKD	DATE	UNIT: mm/in	DWG NO.:		
	APPD	DATE	SIZE: A4			
XKB INDUSTRIAL PRECISION CO., LIMITED				WEIGHT: 1.0g	SHEET: 1/1	REVISION: A0

XX:B



Specifications:
 规格: **XKB**
 Voltage rating: 600V AC/DC
 额定电压: 600V AC/DC
 Current rating: 9A AC/DC
 额定电流: 9A AC/DC
 Withstanding voltage: 1500V AC/minute
 耐受电压: 1500V AC/分钟
 Temperature range: -25°C +85°C
 温度范围: -25°C +85°C
 Insulation resistance: ≥1000MΩ
 绝缘电阻: ≥1000MΩ
 Contact resistance: ≤10mΩ
 接触电阻: ≤10mΩ
 After environmental testing: ≤20mΩ
 环境测试后: ≤20mΩ

X9357 H M-2*XX B-N XX

- 01 Series No.
- 02 Category: H-HSG
- 03 Welding Board Angle: M-Male HGS
- 04 Row No-Pin No.: 2*XX-Double row
- 05 Plug the Pin & special No. B-With the back seat
- 06 Material:
- 07 Color: Blank-natural color

Poles	Dimensions(mm)				
	A	B	C	D	E
4	4.20	40.20	29.20	17.60	12.90
6	8.40	44.40	33.40	21.80	17.10
8	12.60	48.60	37.60	26.00	21.30
10	16.80	52.80	41.80	30.20	25.50
12	21.00	57.00	46.00	34.40	29.70
14	25.20	61.20	50.20	38.60	33.90
16	29.40	65.40	54.40	42.80	38.10
18	33.60	69.60	58.60	47.00	42.30
20	37.80	73.80	62.80	51.20	46.50
22	42.00	78.00	67.00	55.40	50.70
24	46.20	82.20	71.20	59.60	54.90
36	71.40	107.40	96.40	81.50	76.78

X9357H-M-2*XX-N0	Nylon 66 94V-0	X9357TF	X9357HF-B
PART NO	Material	Suitable XBK Terminal	Suitable XBK Terminal

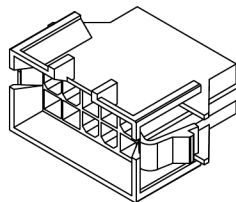
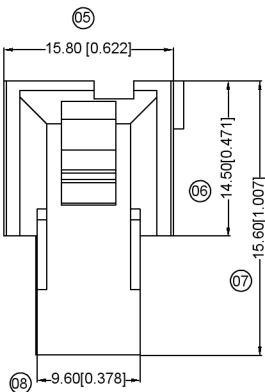
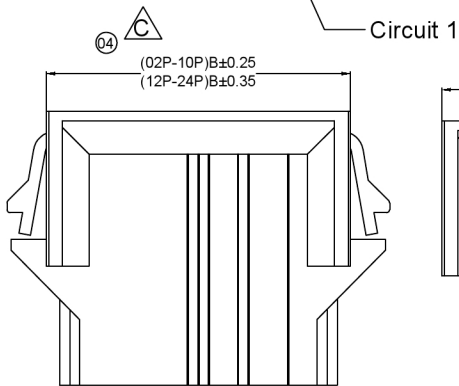
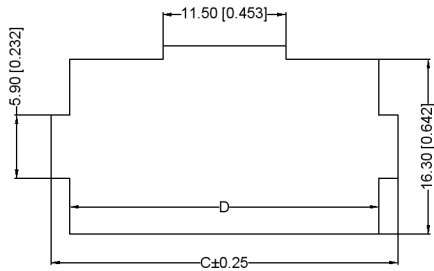
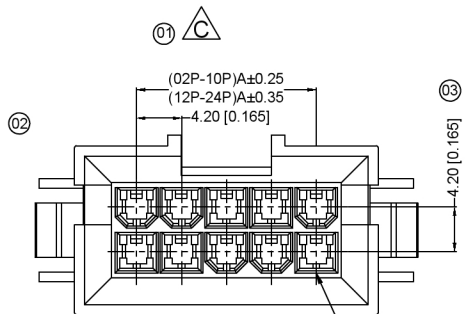
广东星坤科技股份有限公司

生	日期
发	
日期	
文件工程章	

XSND	DATE	SCALE: NA	MODEL TYPE:
DWNN	DATE	VIEW:	X9357H-M-2*XX-B-N0
CHKD	DATE	UNIT: mm/in	PART NO.: 2.40mm Crimp Style Connectors
APPD	DATE	SIZE: A4	DWG NO.:
UNSPECIFIED TOLERANCES			
XKB INDUSTRIAL PRECISION CO., LIMITED			

WEIGHT	SHEET	REVISION
1.0g	1/1	A0

Xi:B



Specifications:

规格: **XKB**
 Voltage rating:600V AC/DC
 额定电压: 60V AC/DC
 Current rating:9A AC/DC
 额定电流: 9A AC/DC
 Withstanding voltage:1500V AC/minute
 耐受电压: 1500V AC/分钟
 Temperature range:-25℃+85℃
 温度范围: -25℃+85℃
 Insulation resistance:≥1000MΩ
 绝缘电阻: ≥1000MΩ
 Contact resistance:≤10mΩ
 接触电阻: ≤10mΩ
 After environmental testing:≤20mΩ
 环境测试后: ≤20mΩ

X9357 H F-2*XX B-NO XX
 ① ② ③ ④ ⑤ ⑥ ⑦

- 01 Series No.
- 02 Category:H-HSG
- 03 Welding Board Angle:
Blank-ordinaryF-Fmale HGS
- 04 Row No.-Pin No.:2*XX-Doublerow
- 05 Plug the Pin & special No.: B-With a trough
- 06 Material:NO-PA66 94V-0
- 07 Color:Blank-natural color

Poles	Dimensions(mm)			
	A	B	C	D
04	4.20	15.80	19.80	16.30
06	8.40	20.00	24.00	20.50
08	12.60	24.20	28.20	24.70
10	16.80	28.40	32.40	28.90
14	25.20	26.80	40.80	37.30
18	33.60	45.20	49.20	45.70
20	37.80	19.40	53.40	49.90
22	46.20	67.80	61.80	58.30

广东星坤科技股份有限公司

生 日期
 發

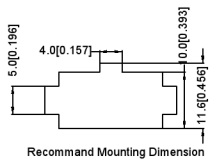
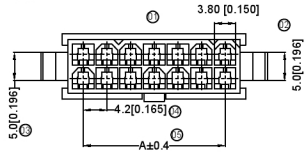
文件工程章
 REVISIONS
 www.heloxkb.com

XKB	ANGLR	±5°
L ≤ 4		±0.2
4 < L ≤ 16		±0.3
16 < L ≤ 63		±0.4
L > 63		±0.5

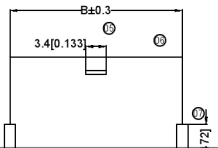
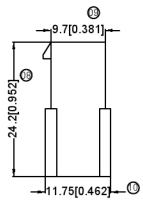
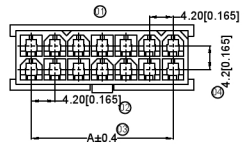
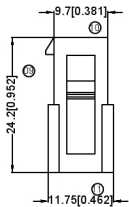
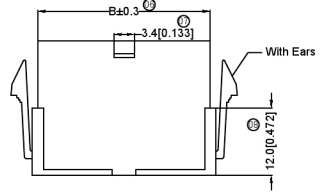
UNSPECIFIED TOLERANCES

X9357HF-2*XKB-NO	Nylon 66 UL 94V-0	9357TM	X9357HM-B	9357WR-B
PART NO	Material	Suitable Xi:B Terminal	Suitable Xi:B Terminal	
DSND	DATE	SCALE: N/A	MODEL TYPE: X9357HF-2*XKB-NO	
DWN	DATE	VIEW:	PART NO.: 2.40mm Crimp Style Connectors	
CHKD	DATE	UNIT: mm/in	DWG NO.:	
APPD	DATE	SIZE: A4		
XKB INDUSTRIAL PRECISION CO.,LIMITED			WEIGHT 1.0g	SHEET 1/1
			REVISION A0	

XKB

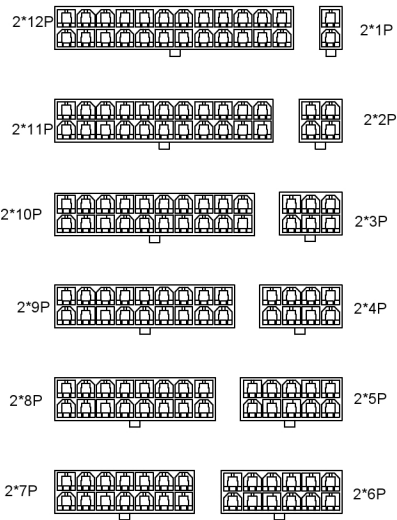


Recommend Mounting Dimension



Poles	Dimensions(mm)		Poles	Dimensions(mm)	
	A	B		A	B
2*01	—	5.60	2*07	25.20	30.80
2*02	4.20	9.80	2*08	29.40	35.00
2*03	8.40	14.00	2*09	33.60	39.20
2*04	12.60	18.20	2*10	37.80	43.40
2*05	16.80	22.40	2*11	42.00	47.60
2*06	21.00	26.60	2*12	46.20	51.80

Specifications:
 规格: XKB
Voltage rating: 600V AC/DC
 额定电压: 600V AC/DC
Current rating: 9A AC/DC
 额定电流: 9A AC/DC
Withstanding voltage: 1500V AC/minute
 耐受电压: 1500V AC/分钟
Temperature range: -25°C +85°C
 温度范围: -25°C +85°C
Insulation resistance: ≥1000MΩ
 绝缘电阻: ≥1000MΩ
Contact resistance: ≤10mΩ
 接触电阻: ≤10mΩ XKB
After environmental testing: ≤20mΩ
 环境测试后: ≤20mΩ



X9357 H F - 2 * XX X - XX XX
 ① ② ③ ④ ⑤

- ① Series No.
- ② Category: H-HSG
- ③ Welding Board Angle: F-Female
- ④ Row No. - Pin No.: 2*XX-2*01P~2*12P
- ⑤ Plug the Pin & special No.:
 I-Without the Wing; G-With the Wing
 ⑥ Material: N0-PA66 94V-0; N2-PA66 94V-2
 ⑦ Color: Blank-Natural Color BK-Black

广东星坤科技股份有限公司

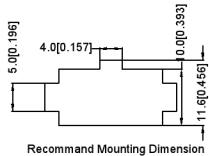
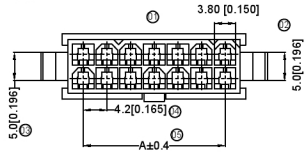
生 日期
 日期
 文件工程章
 REVISIONS
 www.helxkb.com



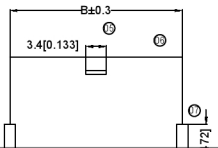
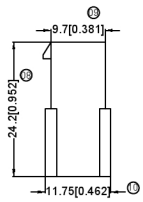
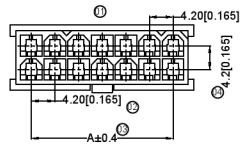
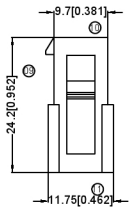
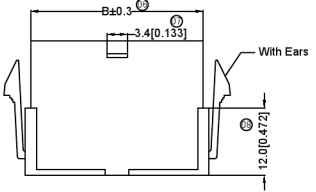
X9357HF-2*XX-N2BK	Nylon 66 94V-2 Black	X9357TM	X9357W Or 9357H	Without Ears
X9357HF-2*XXG-N2	Nylon 66 94V-2			With Ears
X9357HF-2*XXI-N2	Nylon 66 94V-2			Without Ears
X9357HF-2*XXG-N0	Nylon 66 94V-0			With Ears
X9357HF-2*XXI-N0	Nylon 66 94V-0			Without Ears
PART NO	Material			Suitable XKB Terminal

XKB	DSND	DATE	SCALE: NA	MODEL TYPE: X9357HF-2*XXG-N2
ANGLAR ±5°	DWN	DATE	VIEW:	PART NO.: 2.40mm Crimp Style Connectors
L ≤ 4 ±0.2	CHKD	DATE	UNIT: mm/in	DWG NO.:
4 < L ≤ 16 ±0.3	APPD	DATE	SIZE: A4	
16 < L ≤ 63 ±0.4	UNSPECIFIED TOLERANCES			
L > 63 ±0.5	XKB INDUSTRIAL PRECISION CO., LIMITED			
	WEIGHT	SHEET	REVISION	
	1.0g	1/1	A0	

XKB



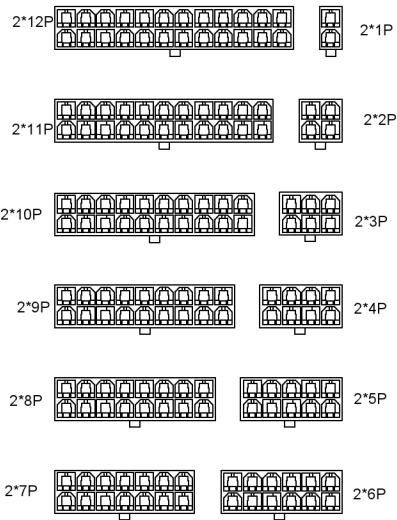
Recommend Mounting Dimension



Poles	Dimensions(mm)		Poles	Dimensions(mm)	
	A	B		A	B
2*01	—	5.60	2*07	25.20	30.80
2*02	4.20	9.80	2*08	29.40	35.00
2*03	8.40	14.00	2*09	33.60	39.20
2*04	12.60	18.20	2*10	37.80	43.40
2*05	16.80	22.40	2*11	42.00	47.60
2*06	21.00	26.60	2*12	46.20	51.80

Specifications:

规格: XKB
 Voltage rating: 600V AC/DC
 额定电压: 600V AC/DC
 Current rating: 9A AC/DC
 额定电流: 9A AC/DC
 Withstanding voltage: 1500V AC/minute
 耐受电压: 1500V AC/分钟
 Temperature range: -25°C +85°C
 温度范围: -25°C +85°C
 Insulation resistance: ≥1000MΩ
 绝缘电阻: ≥1000MΩ
 Contact resistance: ≤10mΩ
 接触电阻: ≤10mΩ XKB
 After environmental testing: ≤20mΩ
 环境测试后: ≤20mΩ



X9357 H F - 2 * XX X - XX XX
 ① ② ③ ④ ⑤

- ① Series No.
- ② Category: H-HSG
- ③ Welding Board Angle: F-Female
- ④ Row No. - Pin No.: 2*XX-2*01P~2*12P
- ⑤ Plug the Pin & special No.:
 I-Without the Wing; G-With the Wing
 ⑥ Material: N0-PA66 94V-0; N2-PA66 94V-2
 ⑦ Color: Blank-Natural Color BK-Black

广东星坤科技股份有限公司

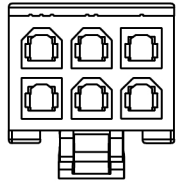
生 日期
 日期
 文件工程章



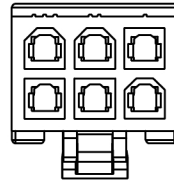
X9357HF-2*XX-N2BK	Nylon 66 94V-2 Black	X9357TM	X9357W Or 9357H	Without Ears
X9357HF-2*XXG-N2	Nylon 66 94V-2			With Ears
X9357HF-2*XXI-N2	Nylon 66 94V-2			Without Ears
X9357HF-2*XXG-N0	Nylon 66 94V-0			With Ears
X9357HF-2*XXI-N0	Nylon 66 94V-0			Without Ears
PART NO	Material			Suitable XKB Terminal

XKB	DSND	DATE	SCALE: NA	MODEL TYPE:
DWNN		DATE	VIEW:	X9357HF-2*XXG-N2
CHKD		DATE	UNIT: mm/in	PART NO.: 2.40mm Crimp Style Connectors
APPD		DATE	SIZE: A4	DWG NO.:
UNSPECIFIED TOLERANCES				WEIGHT
XKB INDUSTRIAL PRECISION CO., LIMITED				SHEET
				REVISION
				1.0g
				1/1
				A0

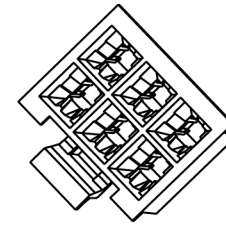
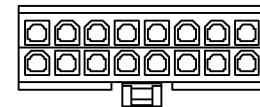
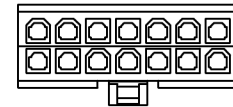
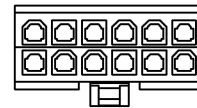
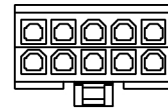
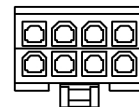
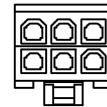
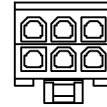
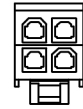
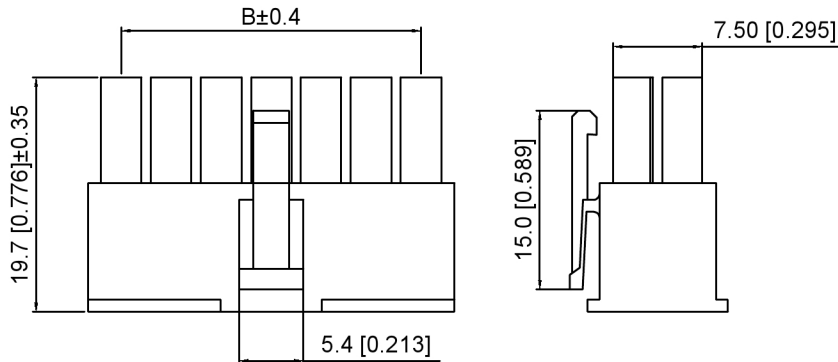
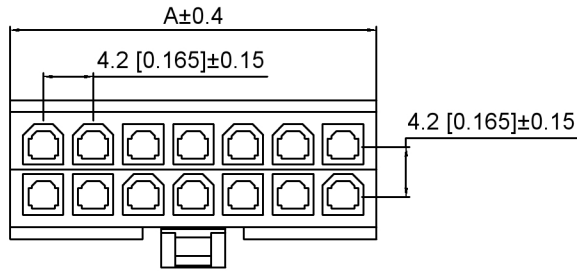
REVISIONS
 www.helxkb.com



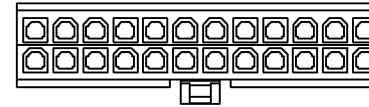
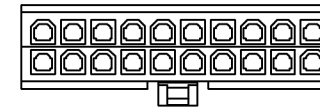
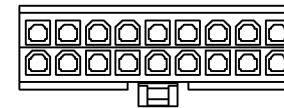
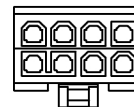
2方4圆



3方3圆



3方5圆



Specifications:

规格:

Voltage rating:250V AC/DC

额定电压: 250V AC/DC

Current rating:7A AC/DC

额定电流: 7A AC/DC

Withstanding voltage:1500V AC/minute

耐受电压: 1500V AC/分钟

Temperature range:-25°C~+85°C

温度范围: -25°C~+85°C

Insulation resistance:1000MΩ min

绝缘电阻: 1000MΩ Min

Contact resistance:20mΩ Max

接触电阻: 20mΩ Max

X9357 H M - 2xXX - N2

① ② ③ ④ ⑤ ⑥

1. Series No

2. Category:H-HSG

3. Category:M-Male Housing

4. Row No.Pin No:2xXX-2x01~2x12P

5. Material:N2-PA66 UL94V-2 White

Poles	Dimensions(mm)	
	A	B
2x01	5.40	/
2x02	9.60	4.20
2x03	13.80	8.40
2x04	18.00	12.60
2x05	22.20	16.80
2x06	26.40	21.00
2x07	30.60	25.20
2x08	34.80	29.40
2x09	39.00	33.60
2x10	43.20	37.80
2x12	51.60	46.20

X9357HM-2xXX-N2	PA66	X9357W-A	X9357TF
PART NO	Material	Suitable XKB Wafer	Suitable XKB Terminal

DSND		SCALE: N/A	MODEL TYPE: 4.2mm Crimp Style Connector
DWN		VIEW:	PART NO.: X9357HM-2xXX-N2
CHKD		UNIT: mm/in	DWG NO.: X-X9357HM-2xXX-N2
APPD		SIZE: A4	



XKB INDUSTRIAL PRECISION CO.,LIMITED

WEIGHT	SHEET	REVISION
	1/1	A0

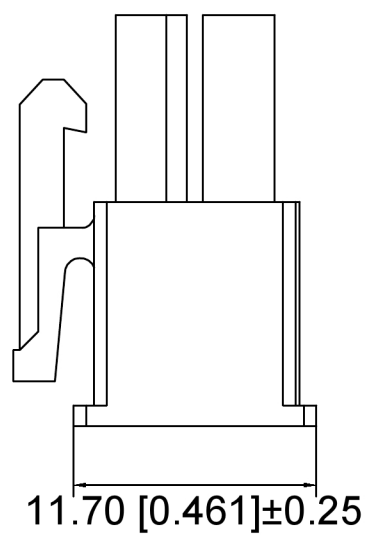
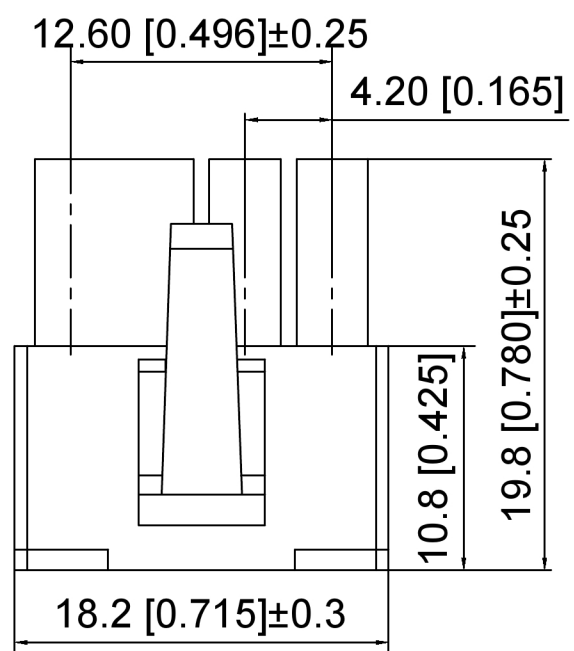
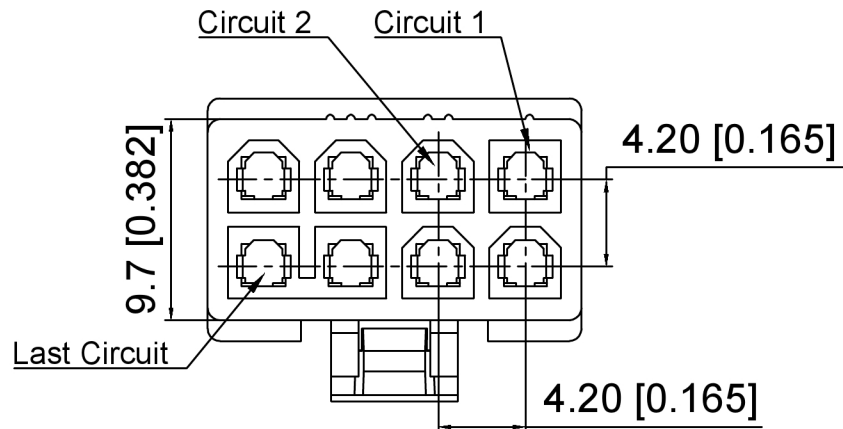
广东星坤科技股份有限公司

Δx		日期
Δx		
Δx		
MARK	DESCRIPTION	DATE

文件工程章

				ANGULAR	±5°
				L ≤ 4	±0.2
				4 < L ≤ 16	±0.3
				16 < L ≤ 63	±0.4
				L > 63	±0.5
				UNSPECIFIED TOLERANCES	

www.helloxkb.com www.helloxkb.cn www.xk-dg.cn



Specifications:
 规格:
Voltage rating:600V AC/DC
 额定电压: 600V AC/DC
Current rating:7A AC/DC
 额定电流: 7A AC/DC
Withstanding voltage:1500V AC/minute
 耐受电压: 1500V AC/分钟
Temperature range:-25℃-+85℃
 温度范围: -25℃-+85℃
Insulation resistance: 1000MΩ min
 绝缘电阻: 1000MΩ Min
Contact resistance:20mΩ Max
 接触电阻: 20mΩ Max

X9357 H M - 2xXX EH - N2
 ① ② ③ ④ ⑤ ⑥

- 1.Series No
- 2.Category:H-HSG
- 3.Category:M-Male housing
- 4.Row No.Pin No:2xXX-2x04Pin
- 5.Type:EH-The last two holes are connected
- 6.Material:N2-PA66 UL94V-2 Black

X9357HM-2xXXEH-N2	PA66	X9357W-EH	X9357TF
PART NO	Material	Suitable XKB Wafer	Suitable XKB Terminal

广东星坤科技股份有限公司

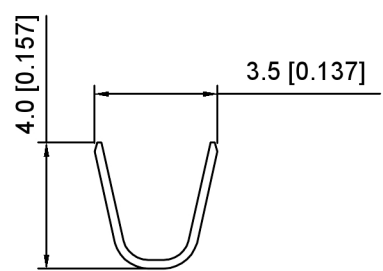
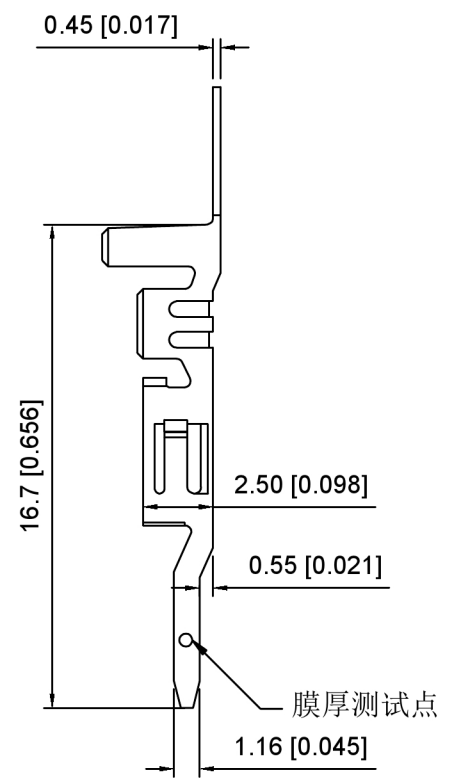
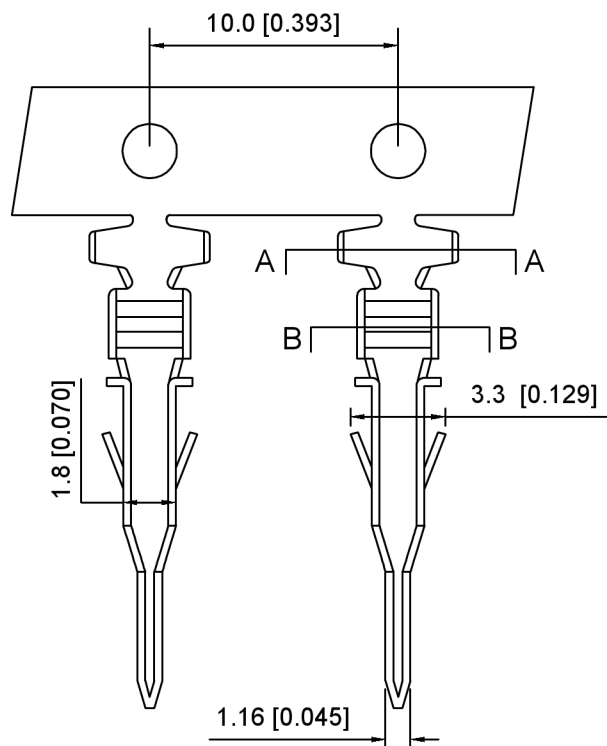
ΔX	日期
ΔX	日期
ΔX	日期

文件工程章

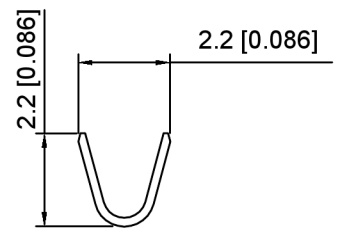
MARK	DESCRIPTION	DATE	REVISED	APPROVED	ANGLAR	±5°
					L ≤ 4	±0.2
					4 < L ≤ 16	±0.3
					16 < L ≤ 63	±0.4
					L > 63	±0.5
					UNSPECIFIED TOLERANCES	



DSND	SCALE: N/A	MODEL TYPE: 4.2mm Crimp Style Connector
DWN	VIEW:	PART NO.: X9357HM-2xXXEH-N2
CHKD	UNIT: mm/in	DWG NO.: X-X9357HM-2xXXEH-N2
APPD	SIZE: A4	
KKB INDUSTRIAL PRECISION CO., LIMITED		WEIGHT
		SHEET
		REVISION
		1/1
		A0



A-A



B-B

Specifications:
 规格:
 Voltage rating: 250V AC/DC
 额定电压: 250V AC/DC
 Current rating: 7A AC/DC
 额定电流: 7A AC/DC
 Withstanding voltage: 500V AC/minute
 耐受电压: 500V AC/分钟
 Temperature range: -25°C~+85°C
 温度范围: -40°C~+105°C
 Insulation resistance: 1000MΩ min
 绝缘电阻: 1000MΩ Min
 Contact resistance: 20mΩ Max
 接触电阻: 20mΩ Max

X9357 T M - B SN -X
 ① ② ③ ④ ⑤ ⑥

1. Series No
2. Category: T-Terminal
3. Category: M-Male Terminal
4. Material: B-Brass
5. Plating: SN-Tin Plated
6. Special No: Blank-Low Feet
H-High Feet

X9357TM-BSN	Brass	AWG#18~22	X9635HF
X9357TM-BSN-H		AWG#16~22	
PART NO	Material	Wrie Range	Suitable XKB Housing

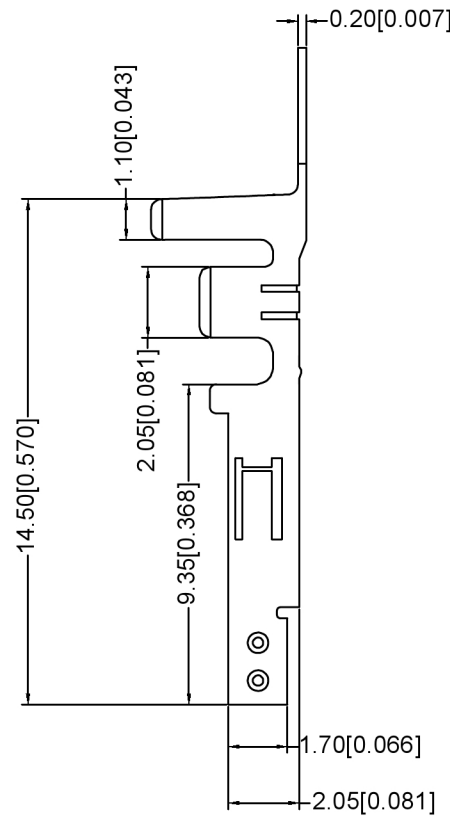
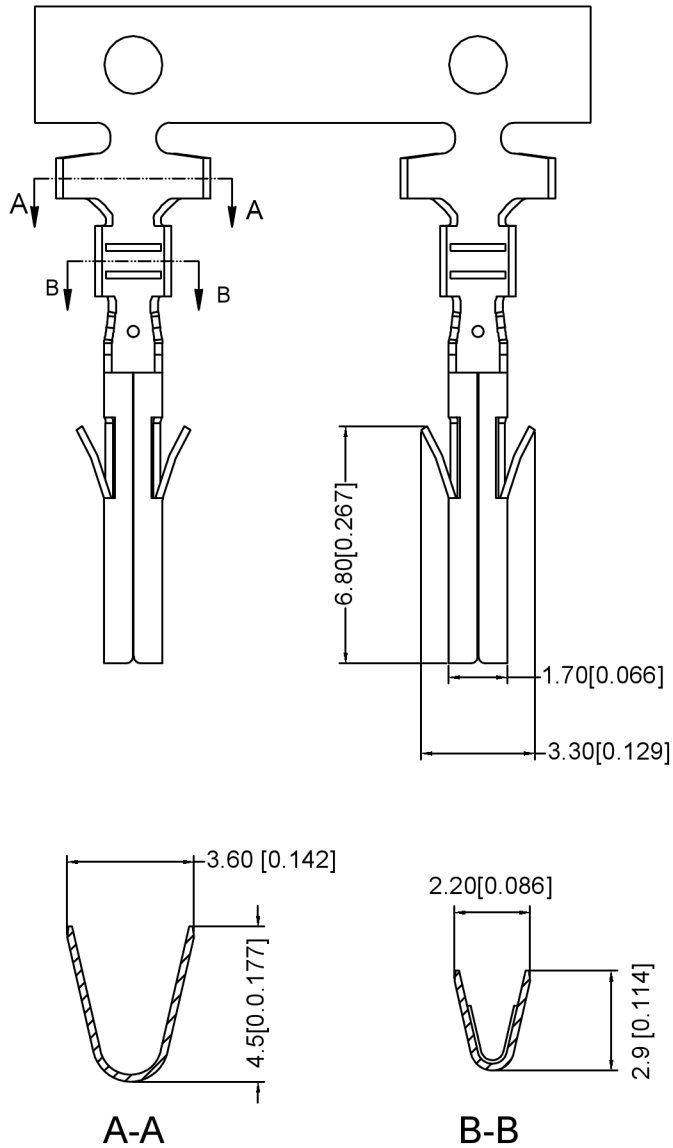
广东星坤科技股份有限公司

ANGLAR	±5°
L ≤ 4	±0.2
4 < L ≤ 16	±0.3
16 < L ≤ 63	±0.4
L > 63	±0.5
UNSPECIFIED TOLERANCES	



DSND		SCALE: N/A	MODEL TYPE: 4.2mm Crimp Style Connector		
DWN		VIEW:	PART NO.: X9357TM-BSN		
CHKD		UNIT: mm/in	DWG NO.: X-X9357TM-BSN		
APPD		SIZE: A4			
XKB INDUSTRIAL PRECISION CO., LIMITED			WEIGHT	SHEET	REVISION
				1/1	A0

文件工程章



Specifications:

规格:

Voltage rating:600V AC/DC

额定电压: 600V AC/DC

Current rating:9A AC/DC

额定电流: 9A AC/DC

Withstanding voltage:1500V AC/minute

耐受电压: 1500V AC/分钟

Temperature range:-25°C-+85°C

温度范围: -25°C-+85°C

Insulation resistance:≥1000MΩ

绝缘电阻: ≥1000MΩ

Contact resistance:≤10mΩ

接触电阻: ≤10mΩ

After environmental testing:≤20mΩ

环境测试后: ≤20兆欧

X9357 T F -X SN X-H
01 02 03 04 05 06 07

01 Series Number

02 Category: T-terminal

03 Shape:F-Female

04 Material:B-Brass; P-Phosphor Bronze

05 Plating style: SN-Bright tin plating

06 Plating method:

Blank-Stamping before plating;

07 Special No: H-High Leads

X9357TF-PSN-H	Phosphor Bronze	AWG#16-24	3.10mm(Max)	Stamping Before Plating :30u" MIN.	X9357HM
X9357TF-BSN-H	Brass			Ni70u"Sn MIN.	
PART NO	Material	Wire Range	Insulation O.D	Finish	Suitable XKB

广东星坤科技股份有限公司

Δ姓 日期
Δx
Δx

MARK DESCRIPTION DATE REVISED APPROVED

文件工程章 REVISIONS

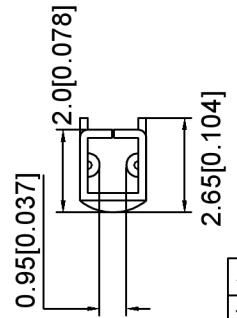
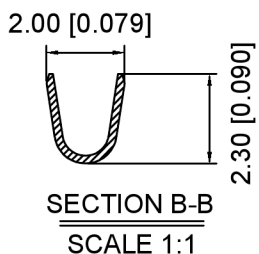
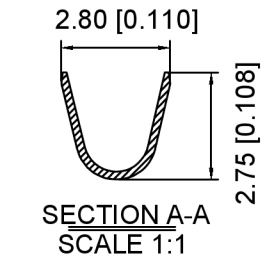
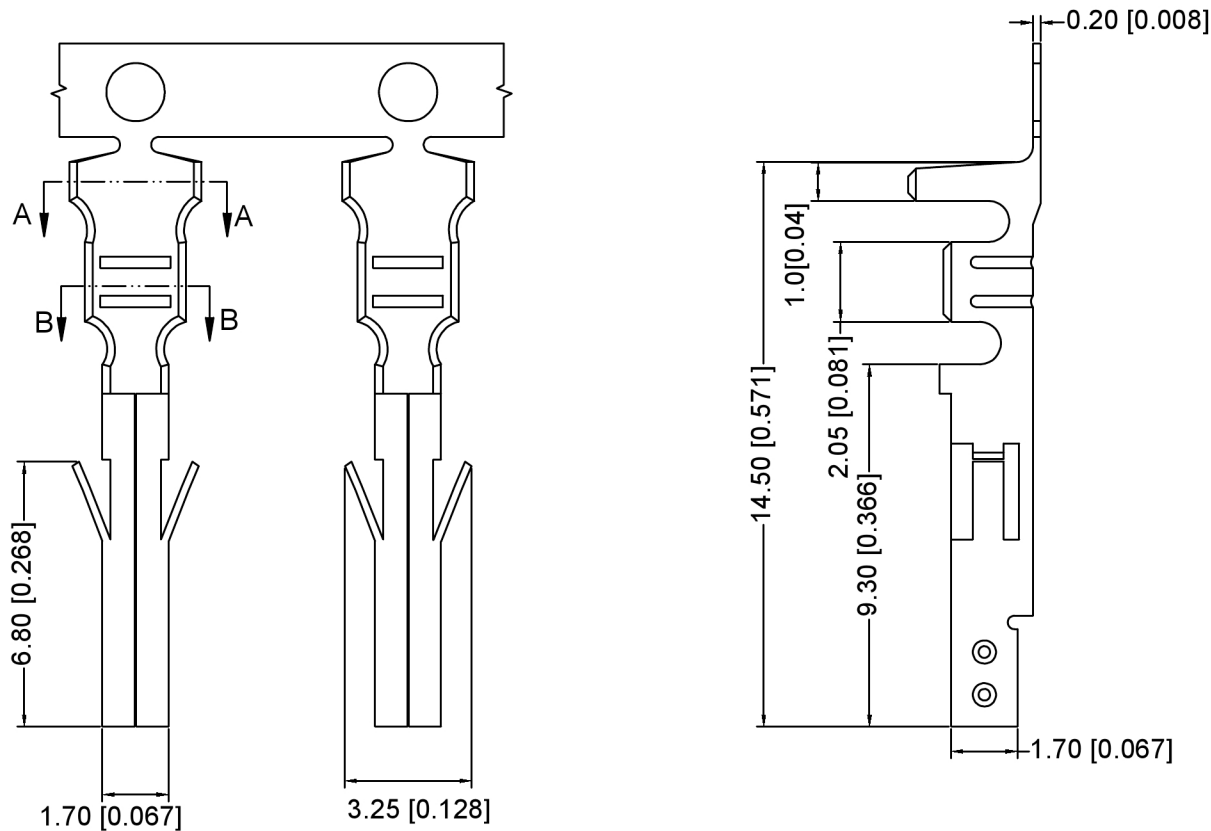
www.helloxkb.com www.helloxkb.cn www.xk-dg.cn

ANGULAR ±5°
L ≤ 4 ±0.2
4 < L ≤ 16 ±0.3
16 < L ≤ 63 ±0.4
L > 63 ±0.5
UNSPECIFIED TOLERANCES

XKLB

DSND	SCALE: N/A	MODEL TYPE: 4.2mm Crimp Style Connector
DWN	VIEW:	PART NO.: X9357TF-BSN-H
CHKD	UNIT: mm/in	DWG NO.: X-X9357TF-BSN-H
APPD	SIZE: A4	WEIGHT SHEET REVISION 1/1 A0

XKB INDUSTRIAL PRECISION CO., LIMITED



Specifications:
 规格:
 Voltage rating:600V AC/DC
 额定电压: 600V AC/DC
 Current rating:9A AC/DC
 额定电流: 9A AC/DC
 Withstanding voltage:1500V AC/minute
 耐受电压: 1500V AC/分钟
 Temperature range:-25℃-+85℃
 温度范围: -25℃-+85℃
 Insulation resistance:≥1000MΩ
 绝缘电阻: ≥1000MΩ
 Contact resistance:≤10mΩ
 接触电阻: ≤10mΩ
 After environmental testing:≤20mΩ
 环境测试后: ≤20兆欧

X9357 T F-X SN X-L
 ① ②③ ④ ⑤ ⑥⑦

- 1 Series Number
- 2 Category: T-terminal
- 3 Shape:F-Female
- 4 Material:B-Brass;P-Phosphor Bronze
- 5 Plating style: SN-Bright tin plating
- 6 Plating method:
Blank-Stamping before plating;
- 7Special No: L-Normal Leads

X9357TF-PSN-L	Phosphor Bronze	AWG#18-24	12.10mm(Max)	Stamping Before Plating :30u" MIN. Ni/0u"Sn MIN	X9357HM
X9357TF-BSN-L	Brass				
PART NO	Material	Wire Range	Insulation O.D.	Finish	Suitable X KB

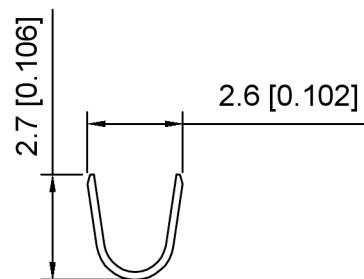
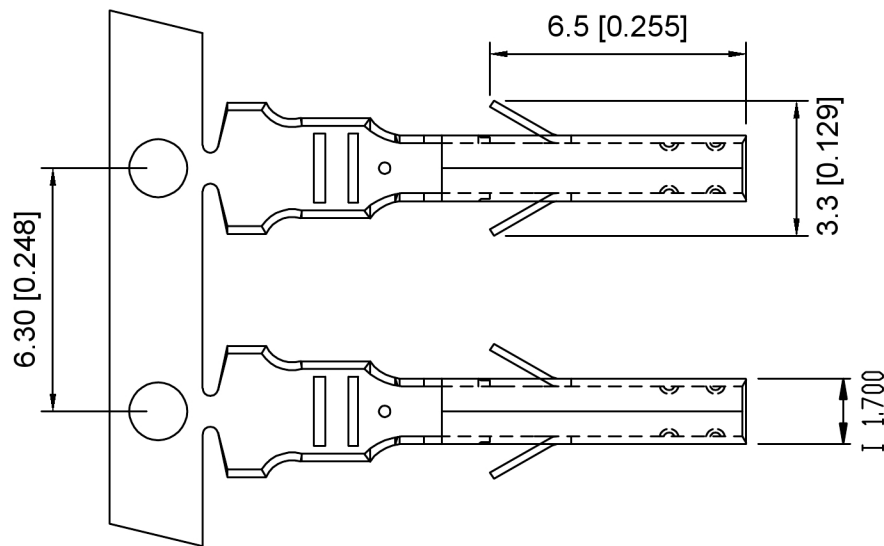
广东星坤科技股份有限公司

Δ	日期
Δ	日期
Δ	日期
MARK	DESCRIPTION
文件	工程章

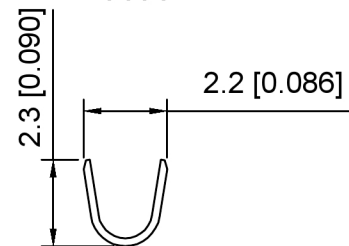
ANGLAR	±5°
L ≤ 4	±0.2
4 < L ≤ 16	±0.3
16 < L ≤ 63	±0.4
L > 63	±0.5
UNSPECIFIED TOLERANCES	



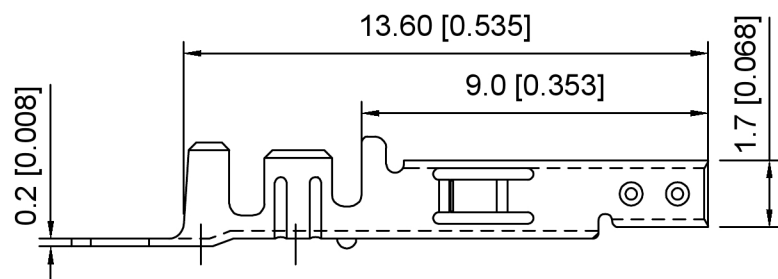
DSND	SCALE: N/A	MODEL TYPE: 4.2mm Crimp Style Connector		
DWN	VIEW:	PART NO.: X9357TF-BSN-L		
CHKD	UNIT: mm/in	DWG NO.: X9357TF-BSN-L		
APPD	SIZE: A4	WEIGHT	SHEET	REVISION
XKB INDUSTRIAL PRECISION CO., LIMITED			1/1	A0



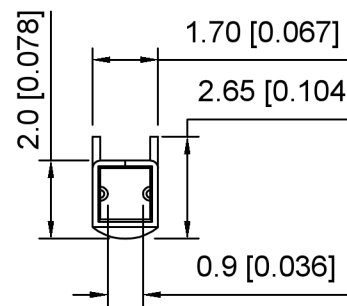
A-A



B-B



A-A B-B



Specifications:

规格:

Voltage rating:600V AC/DC

额定电压: 600V AC/DC

Current rating:9A AC/DC

额定电流: 9A AC/DC

Withstanding voltage:1500V AC/minute

耐受电压: 1500V AC/分钟

Temperature range:-25°C-+85°C

温度范围: -25°C-+85°C

Insulation resistance:1000MΩ min

绝缘电阻: 1000MΩ Min

Contact resistance:10mΩ Max

接触电阻: 10mΩ Max

X9357 T F - B SN - M
 ① ② ③ ④ ⑤ ⑥

1.Series No

2.Category:T-Terminal

3.Category:F-Female Terminal

4.Material:B-Brass

5.Plating:SN-Tin Plated

6.Special No:M-Lower the foot

X9357TF-BSN-M	Brass	AWG#20	X9357H
PART NO	Material	Wire Range	Suitable XKB Housing

广东星坤科技股份有限公司

Δ建	日期
Δ改	日期
ΔX	

文件工程章

DESCRIPTION	DATE	REVISED	APPROVED	ANGLAR	±5°
REVISIONS				L ≤ 4	±0.2
				4 < L ≤ 16	±0.3
				16 < L ≤ 63	±0.4
				L > 63	±0.5
				UNSPECIFIED TOLERANCES	



DSND	SCALE: N/A	MODEL TYPE: 4.2mm Crimp Style Connector
DWN	VIEW:	PART NO.: X9357TF-BSN-M
CHKD	UNIT: mm/in	DWG NO.: X-X9357TF-BSN-M
APPD	SIZE: A4	
XKB INDUSTRIAL PRECISION CO., LIMITED		WEIGHT
		SHEET
		REVISION
		1/1
		A0