

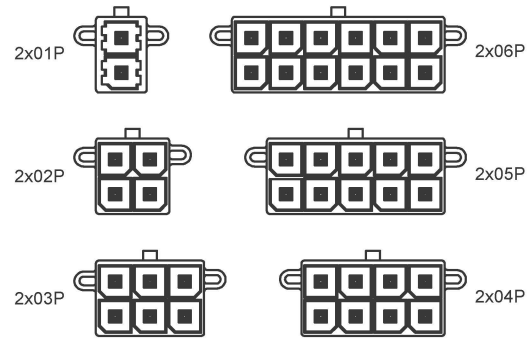
Specifications :

Voltage rating: 600V AC / DC
 Current rating: 23A AC / DC
 Withstanding voltage: 2200V AC/minute
 Temperature range: -40°C~+105°C
 Insulation resistance: ≥1000M Ω
 Contact resistance: ≤2mΩ
 After environmental testing : ≤10mΩ
 Plug the Pin & Special No.: H-High conductive Brass

X5700 W V -2xXX -LP SW
 ① ② ③ ④ ⑤ ⑥

- ① Series No.
- ② Category : W-WAFER
- ③ Welding Board Angle : V-Straight 180°
- ④ Row No.-Pin No.: 2xXX-2x02P~2x06P
- ⑤ Material: LP -LCP 94V-0
- ⑥ Plating Category: SW-Matte Tin Plating

Poles	Dimensions (mm)		
	AB		C
2x01	8.35	12.34	
2x02	12.05	5.70	16.04
2x03	17.75	11.40	21.74
2x04	23.45	17.10	27.44
2x05	29.15	22.80	33.14
2x06	34.85	28.50	38.84



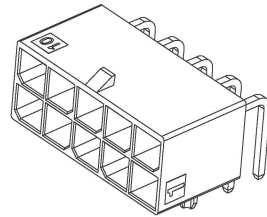
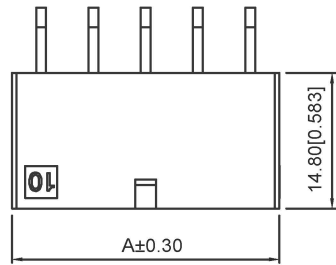
X5700WV-2xXX-LPSW	High conductive Brass	X5700H	X5700T
PART NO	Material	Suitable XKB Terminal	Suitable XKB Terminal

广东星坤科技股份有限公司

生	日期
ΔX	日期
ΔX	日期
ΔX	日期
MARK	文件工程章

units:	mm
tolerance:	
X.X	±0.2mm
X.XX	±0.1mm
X.XXX	±0.05mm
	UNSPECIFIED TOLERANCES

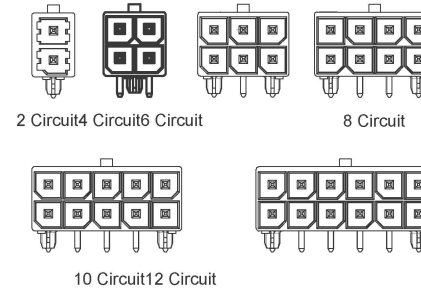
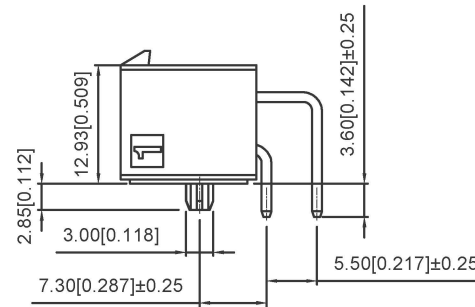
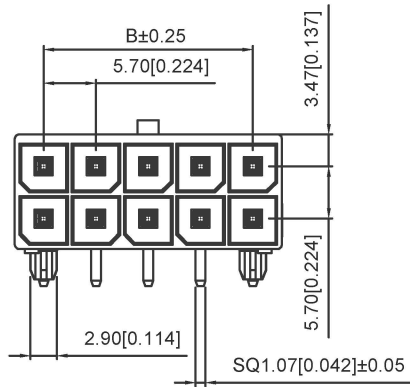
DSND	DATE	SCALE: N/A	MODEL TYPE: Wire to board connector
DWN	DATE	VIEW:	PART NO.:
CHKD	DATE	UNIT: mm/in	DWG NO.:
APPD	DATE	SIZE: A4	X5700WV-2xXX-LPSW
XKB INDUSTRIAL PRECISION CO., LIMITED			WEIGHT · SHEET · REVISION 1.0g 1/1 A0



Poles	Dimensions (mm)	
	AB	
2x01	8.35	
2x02	12.05	5.70
2x03	17.75	11.40
2x04	23.45	17.10
2x05	29.15	22.80
2x06	34.85	28.50

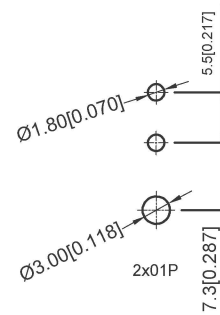
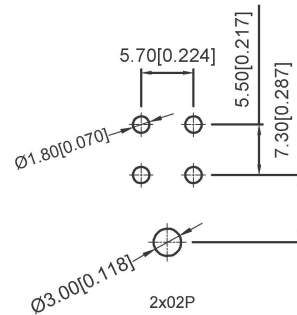
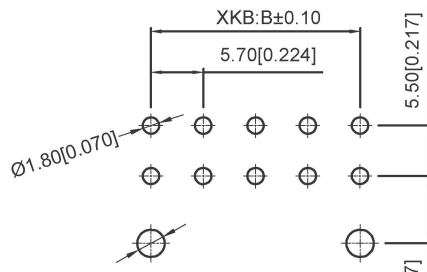
Specifications:

Voltage rating: 600V AC / DC
 Current rating: 16A AC / DC
 Withstanding voltage: 2200V AC/minute
 Temperature range: -40°C~+105°C
 Insulation resistance: ≥1000M Ω
 Contact resistance: ≤2mΩ
 After environmental testing : ≤10mΩ
 Special No.: H-High conductive Brass



X5700 W R -2xXX -LP SW

- ① Series No.
- ② Category : W-WAFER
- ③ Welding Board Angle : R-Straight 90°
- ④ Row No.-Pin No.: 2xXX-2x02P~2x06P
- ⑤ Material: LP -LCP 94V-0
- ⑥ Plating Category: SW-Matte Tin Plating



Recommended P.C.B Layout
 General Tolerance±0.05

X5700WR-2XXX-LPSW	High conductive Brass	X5700H	X5700T
PART NO	Material	Suitable XKB Terminal	Suitable XKB Terminal

广东星坤科技股份有限公司

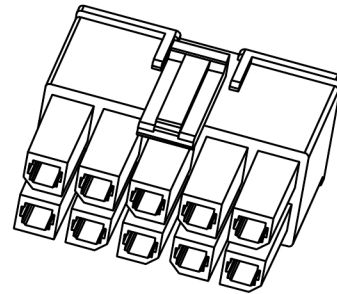
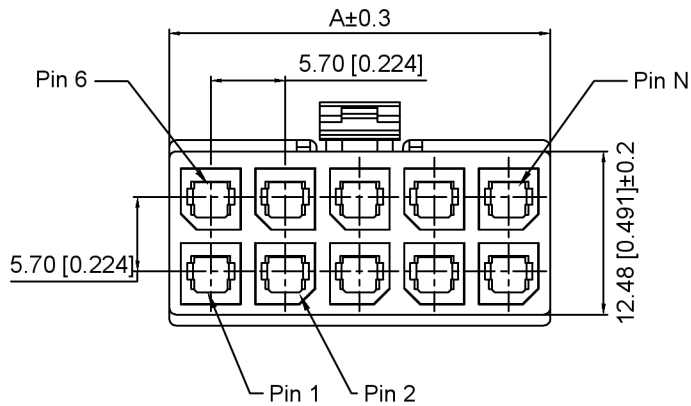
生	日期
效	
文件	工程
章	

DATE	REVISED	APPROVED	UNSPECIFIED TOLERANCES

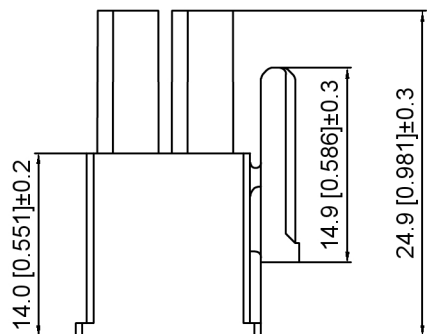
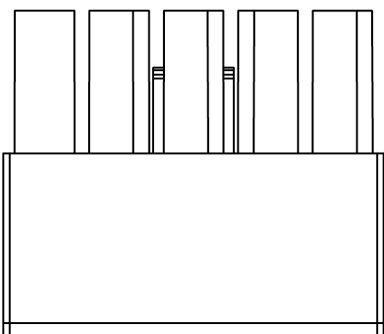
DSND	DATE	SCALE: N/A
DWN	DATE	VIEW:
CHKD	DATE	UNIT: mm/in
APPD	DATE	SIZE: A4

MODEL TYPE: Wire to board connector
PART NO.:
DWG NO.:
X5700WR-2xXX-LPSW
WEIGHT · SHEET · REVISION
1.0g · 1/1 · A0

KKB INDUSTRIAL PRECISION CO., LIMITED

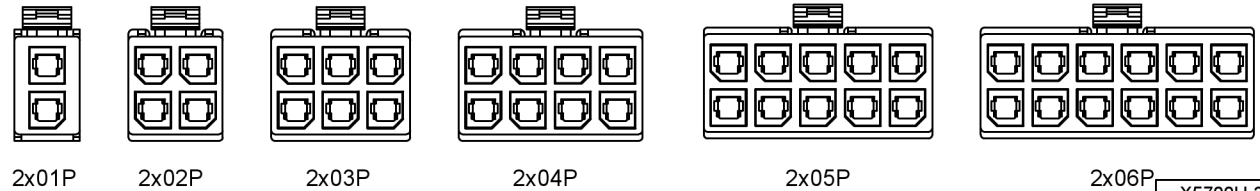


Specifications:
 规格:
 Voltage rating:600V AC/DC
 额定电压: 600V AC/DC
 Current rating:23A AC/DC
 额定电流: 23A AC/DC
 Withstanding voltage:2200V AC/minute
 耐受电压: 2200V AC/分钟
 Temperature range:-40°C+105°C
 温度范围: -40°C+105°C
 Insulation resistance:≥1000MΩ
 绝缘电阻: ≥1000MΩ
 Contact resistance:≤2mΩ
 接触电阻: ≤2mΩ



X5700 H - 2xXX - N0
 ① ② ③ ④

- 1.Series No
- 2.Category:H-HSG
- 3.Row No.Pin No:2xXX-2x01~2x06P
- 4.Material:N0-PA66 94V-0 Black



Poles	Dimensions(mm)
	A
2x01	8.35
2x02	12.05
2x03	17.75
2x04	23.45
2x05	29.15
2x06	34.85

X5700H-2xXX-N0	PA66	X5700W	X5700T
PART NO	Material	Suitable XKB Wafer	Suitable XKB Terminal

广东星坤科技股份有限公司

Δx	日期					ANGULAR	±5°
Δx						L ≤ 4	±0.2
Δx						4 < L ≤ 16	±0.3
MARK	DESCRIPTION	DATE	REVISED	APPROVED		16 < L ≤ 63	±0.4
						L > 63	±0.5

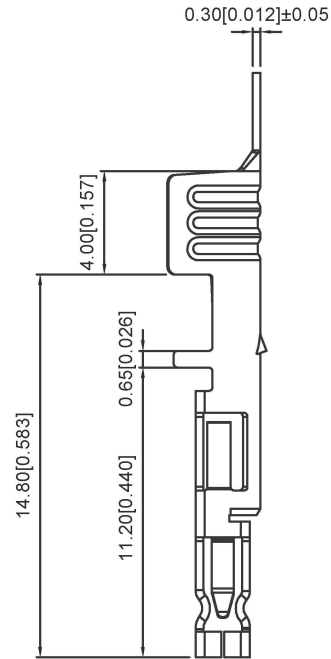
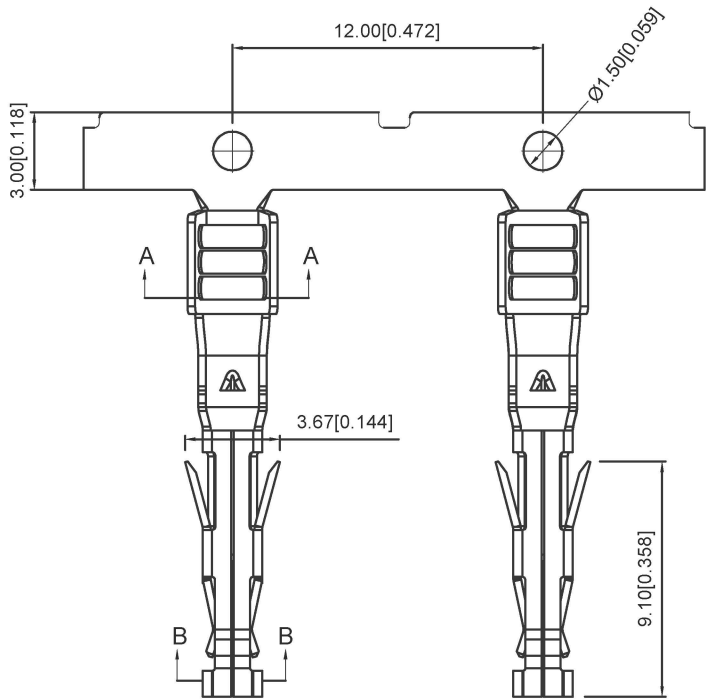


DSND		SCALE: N/A	MODEL TYPE: 5.7mm Crimp Style Connector
DWN		VIEW:	PART NO.: X5700H-2xXX-N0
CHKD		UNIT: mm/in	DWG NO.: X-X5700H-2xXX-N0
APPD		SIZE: A4	

文件工程章

REVISIONS	UNSPECIFIED TOLERANCES
www.helloxkb.com www.helloxkb.cn www.xk-dg.cn	

XKB INDUSTRIAL PRECISION CO.,LIMITED	WEIGHT	SHEET	REVISION
		1/1	A0



Specifications :

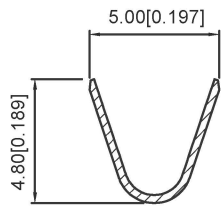
Voltage rating: 600V AC / DC
 Current rating: Table
 Withstanding voltage: 2200V AC/minute
 Temperature range: -40°C~+105°C
 Insulation resistance: ≥1000M Ω
 Contact resistance: ≤5mΩ
 After environmental testing: ≤10mΩ
 Material : High conductive Brass
 Wire Range:AWG#12
 Insulation O.D.: 1.85mm(Max)
 Plating method : Blank-Stamping before plating

X5700 T -PSN -H

- ① ② ③ ④ ⑤

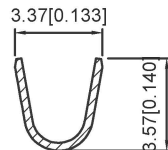
- ① Series Number
- ② Category: T-terminal
- ③ Material: P-Phosphir bronze
- ④ Plating style:
SN-Bright tin plating 100u" Min Sn,Ni 50u"Min
- ⑤ Mold No./Mark/Special No.

H-Height (applicable to12 #)



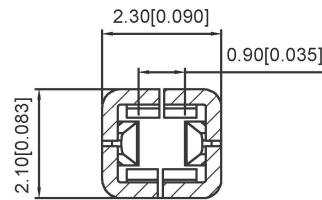
SECTION A-A
SCALE 1:1

CONDUCTOR CRIMP 12 AWG

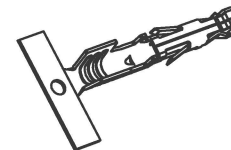


SECTION A-A
SCALE 1:1

CONDUCTOR CRIMP 14/16 AWG



SECTION B-B
SCALE 2:1



Current rating				
Ckt. Size	2	4	6	8~12
AWG &Metric wire size				
12 AWG,4mm ²	21A	18 A	16 A	14 A

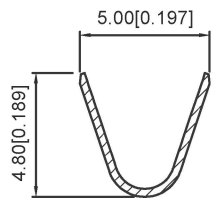
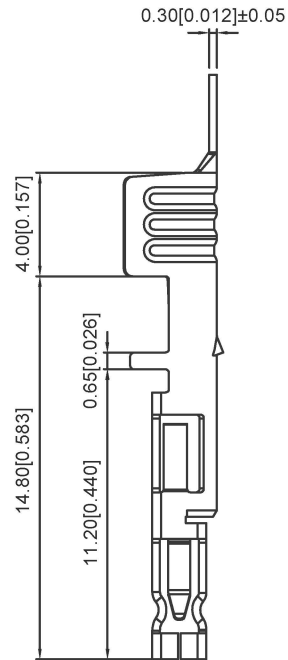
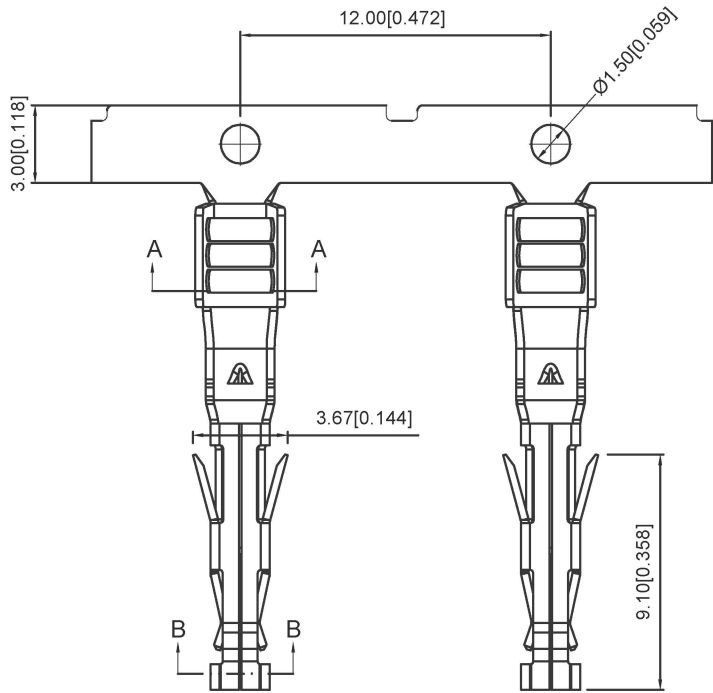
X5700T-PSN-H	High conductive Brass	X5700H	X5700W
PART NO	Material	Suitable XKB Terminal	Suitable XKB Terminal

广东星坤科技股份有限公司

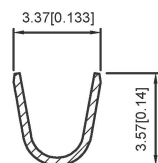
生	日期
ΔX	日期
ΔX	日期
ΔX	日期
MARK	文件工程章

DESCRIPTION	DATE	REVISED	APPROVED	UNSPECIFIED TOLERANCES

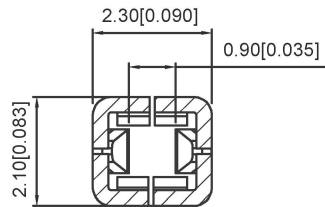
DSND	DATE	SCALE: N/A	MODEL TYPE: Wire to board connector
DWN	DATE	VIEW:	PART NO.:
CHKD	DATE	UNIT: mm/in	DWG NO.: X5700T-XX-X
APPD	DATE	SIZE: A4	
XKB INDUSTRIAL PRECISION CO., LIMITED			WEIGHT · SHEET · REVISION 1.0g 1/1 A0



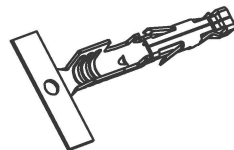
SECTION A-A
SCALE 1:1



SECTION A-A
SCALE 1:1



SECTION B-B
SCALE 2:1



Specifications :

Voltage rating: 600V AC / DC
 Current rating: Table
 Withstanding voltage: 2200V AC/minute
 Temperature range: -40°C~+105°C
 Insulation resistance: ≥1000M Ω
 Contact resistance: ≤5mΩ
 After environmental testing : ≤10mΩ
 Material : High conductive Brass
 Wire Range:AWG#14-16
 Insulation O.D.: 1.85mm(Max)
 Plating method : Blank-Stamping before plating

X5700 T- PSN -L

- ①
- ②
- ③
- ④
- ⑤

- ① Series Number
- ② Category: T-terminal
- ③ Material: P-Phosphir bronze
- ④ Plating style:
SN-Bright tin plating 100u" Min Sn,Ni 50u"Min
- ⑤ Mold No./Mark/Special No.
L- Low foot (applicable to 14#/16 #)

Current rating				
AWG & Metric wire size	Ckt. Size			
	2	4	6	8~12
14 AWG, 2.5mm ²	19 A	15 A	13 A	11 A
16 AWG, 1.5mm ²	15 A	13 A	11 A	10 A

X5700T-PSN-L	High conductive Brass	X5700H	X5700W
PART NO	Material	Suitable XKB Terminal	Suitable XKB Terminal

广东星坤科技股份有限公司

生	日期
ΔX	日期
ΔX	日期
ΔX	日期
MARK	文件工程章

CONDUCTOR CRIMP 14/16 AWG

DESCRIPTION	DATE	REVISED	APPROVED	UNSPECIFIED TOLERANCES

DSND		DATE		SCALE: N/A	MODEL TYPE: Wire to board connector
DWN		DATE		VIEW:	PART NO.:
CHKD		DATE		UNIT: mm/in	DWG NO.: X5700T-XX-X
APPD		DATE		SIZE: A4	
KKB INDUSTRIAL PRECISION CO., LIMITED					WEIGHT · SHEET · REVISION 1.0g · 1/1 · A0