

Specifications:

规格:
 Voltage rating:250V AC/DC
 额定电压: 250V AC/DC
 Current rating:3A AC/DC
 额定电流: 3A AC/DC
 Withstanding voltage:1000V AC/minute
 耐受电压: 1000V AC/分钟
 Temperature range:-25℃~+85℃
 温度范围: -25℃~+85℃
 Insulation resistance:≥1000MΩ
 绝缘电阻: ≥1000MΩ
 Contact resistance:≤30mΩ
 接触电阻: ≤30mΩ
 After environmental testing:≤40mΩ
 环境测试后: ≤40兆欧

X2011 W V X-XX A HF-XX XX XX

① ② ③ ④ ⑤ ⑥ ⑦ ⑧ ⑨ ⑩

- 1.Series No
- 2.Category:W-WAFER
- 3.Welding Board Angle:V-Straight 180°
- 4.Welding Way:Blank-DIP
- 5.Row No-Pin No:XX-02P~16P
- 6.Plug the Pin&Special No:A-Without Baffle
- 7.HF-Halogen Free
- 8.Material:NO-PA66 UL 94V-0;LCP 94V-0
- 9.Plating Category:SN-Bright Tin Plating
SW-Matte Tin Plating
- 10.Color:Blank-Natural Color

poles	Dimensions(mm)			poles	Dimensions(mm)		
	A	B	C		A	B	C
2	2.00	6.00	4.75	10	18.00	22.00	20.75
3	4.00	8.00	6.75	11	20.00	24.00	22.75
4	6.00	10.00	8.75	12	22.00	26.00	24.75
5	8.00	12.00	10.75	13	24.00	28.00	26.75
6	10.00	14.00	12.75	14	26.00	30.00	28.75
7	12.00	16.00	14.75	15	28.00	32.00	30.75
8	14.00	18.00	16.75	16	30.00	34.00	32.75
9	16.00	20.00	18.75				

X2011WV-XXA-LPSW	LCP 94V-0	Brass	Matte Tin-Plated	X2011h
X2011WV-XXAHF-N0SN	PA66 UL 94V-0 Halogen Free		Tin-Plated	
X2011WV-XXA-N0SN	PA66 UL 94V-0			
PART NO	Material	Material(pin)	Finish(pin)	Suitable XKB Terminal

广东星坤科技股份有限公司
 Recommended PCB Layout,
 General Tolerance:±0.05

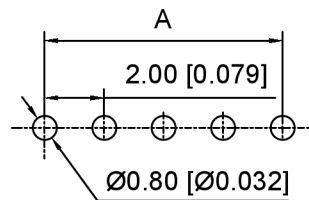
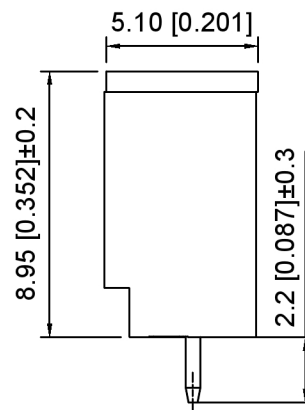
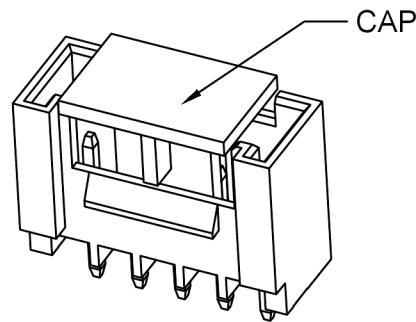
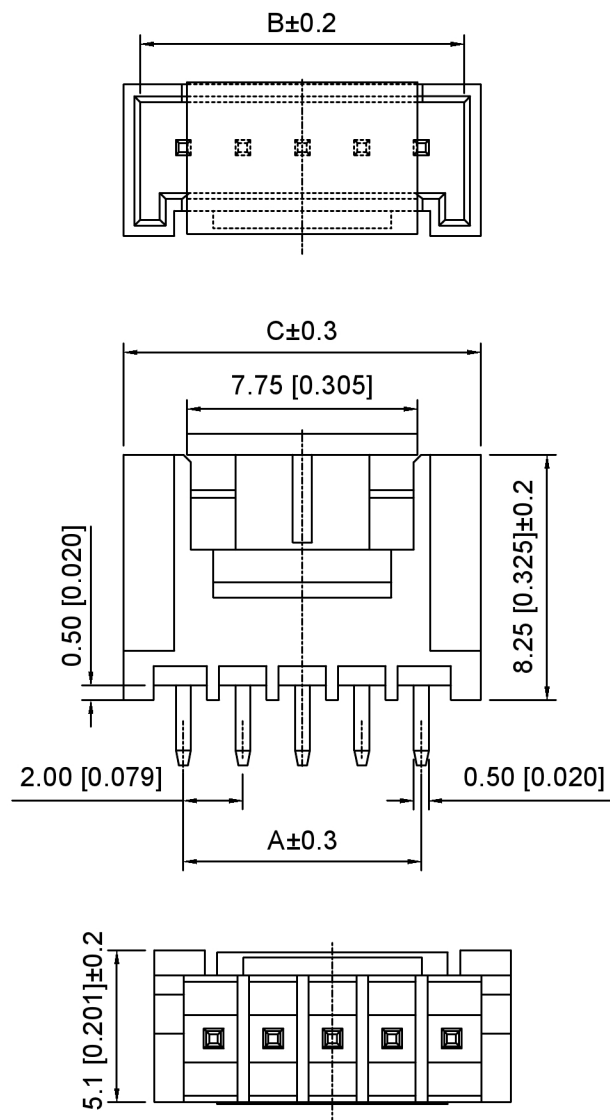
生效日期	文件工程章	DESCRIPTION	DATE	REVISED	APPROVED	UNSPECIFIED TOLERANCES

units:	mm
tolerance:	
X.X	±0.2mm
X.XX	±0.1mm
X.XXX	±0.05mm

DSND	DATE	SCALE: N/A
DWN	DATE	VIEW:
CHKD	DATE	UNIT: mm/in
APPD	DATE	SIZE: A4

MODEL TYPE:	WEIGHT	SHEET	REVISION
Wire to board connector	1.0g	1/1	A0
PART NO.: 2.00mm Crimp Style Connectors			
DWG NO.: X2011WV-XXAXX-XXXX			

KKB INDUSTRIAL PRECISION CO., LIMITED



Recommended PCB Layout(Top view)
Tolerance:±0.05mm

Specifications:

规格:
Voltage rating:250V AC/DC
额定电压: 250V AC/DC
Current rating:2A AC/DC
额定电流: 2A AC/DC
Withstanding voltage:1000V AC/minute
耐受电压: 1000V AC/分钟
Temperature range:-25℃~+105℃
温度范围: -25℃~+105℃
Insulation resistance:≥1000MΩ
绝缘电阻: ≥1000MΩ
Contact resistance:≤20mΩ
接触电阻: ≤20mΩ

X2011 W V - XX A R - LP SN
① ② ③ ④ ⑤ ⑥ ⑦ ⑧

1. Series No
2. Category:W-Wafer
3. Welding Board Angle:V-Stright 180°
4. Row No.Pin No:XX-02~16Pin
5. Special No:A-Without Baffle
6. Special No:R-DIP 2.2mm
7. Material:LP-LCP UL94V-0 ,Natural
CAP: LCP UL94V-0 ,Natural
8. Plating:SN- Tin Plated

Poles	Dimensions (mm)			Poles	Dimensions (mm)		
	A	B	C		A	B	C
02	2.00	4.90	6.00	10	18.00	20.90	22.00
03	4.00	6.90	8.00	11	20.00	22.90	24.00
04	6.00	8.90	10.00	12	22.00	24.90	26.00
05	8.00	10.90	12.00	13	24.00	26.90	28.00
06	10.00	12.90	14.00	14	26.00	28.90	30.00
07	12.00	14.90	16.00	15	28.00	30.90	32.00
08	14.00	16.90	18.00	16	30.00	32.90	34.00
09	16.00	18.90	20.00				

X2011WV-XXAR-LPSN	LCP	Brass	X2011H-A
PART NO	Material	Material(Pin)	Suitable XKB Housing

DSND	SCALE: N/A	MODEL TYPE: 2.0mm Crimp Style Connector
DWN	VIEW:	PART NO.: X2011WV-XXAR-LPSN
CHKD	UNIT: mm/in	DWG NO.: X-X2011WV-XXAR-LPSN
APPD	SIZE: A4	WEIGHT SHEET REVISION
		1/1 A0

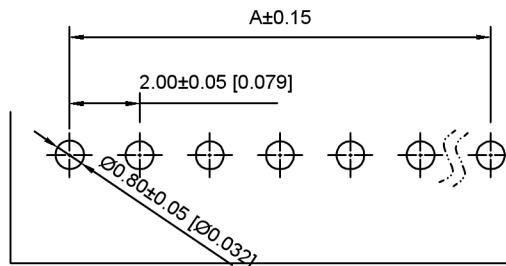
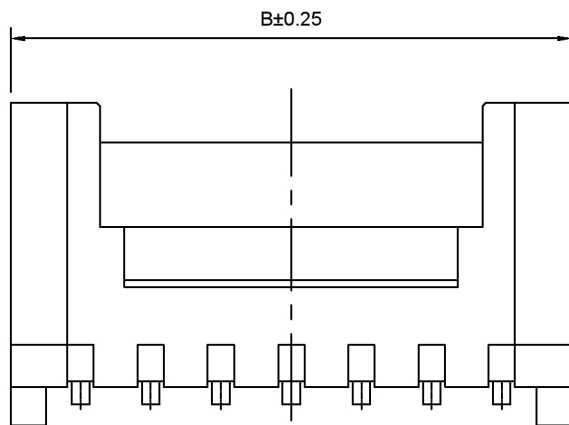
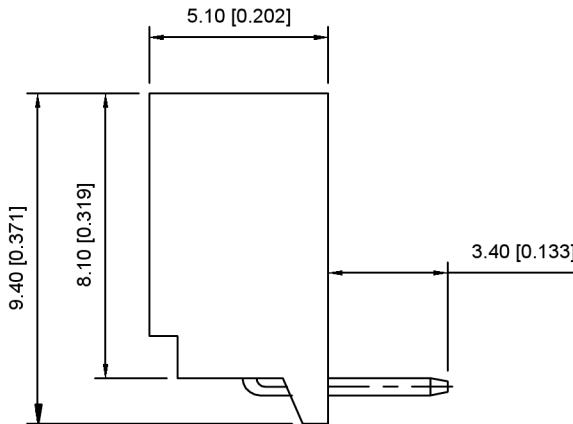
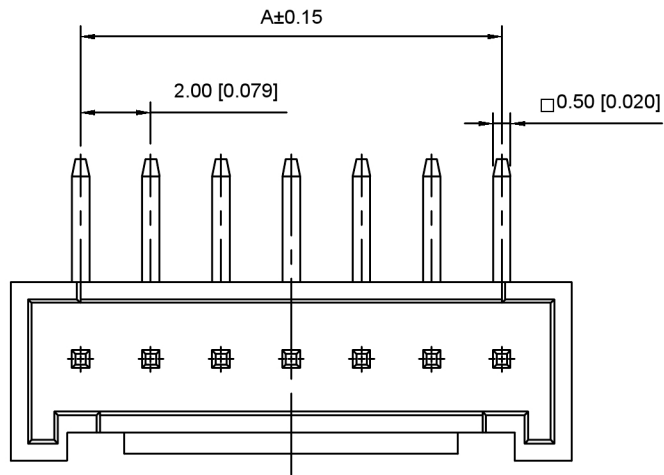


XKB INDUSTRIAL PRECISION CO., LIMITED

广东星坤科技股份有限公司

文件工程章

MARK	DESCRIPTION	DATE	REVISED	APPROVED	ANGLAR	±5°
△					L ≤ 4	±0.2
△					4 < L ≤ 16	±0.3
△					16 < L ≤ 63	±0.4
					L > 63	±0.5
					UNSPECIFIED TOLERANCES	



P.C.B. Layout

Specifications:

规格:

1. Voltage rating: 125VAC/DC
额定电压: 125V AC/DC
 2. Current rating: 2A AC/DC
额定电流: 2A AC/DC
 3. Withstanding voltage: 1000V AC/minute
耐受电压: ≥1000V AC/分钟
 4. Temperature range: -25°C~+85°C
温度范围: -25°C~+85°C
 5. Insulation resistance: 1000MΩMIN
绝缘电阻: ≥1000MΩ
 6. Contact resistance: 20mΩMax
接触电阻: 20mΩ
 7. Applicable Wire: AWG#22~#30
适用线规: AWG#22~#30
- Material:**
材料:
8. Rubber core: PA66 UL94V-2
胶芯: PA66 UL94V-2
 9. Contact PIN: Brass
接触针: 黄铜

X2011 W R -XX A - N0 SN
① ② ③ ④ ⑤ ⑥ ⑦

- ① Series No.
- ② Category: W-wafer
- ③ Welding Board Angle: R- Straight 90°
- ④ Row No.-Pin No.: XX-2P~16P
- ⑤ Plug the Pin&Special NO:A: With Link Stopper DIP-3.2
- ⑥ Material: N0-Nylon PA66 UL94V-2
- ⑦ Planting Category: SN-Tin Plating

Poles	DIM.A	DIM.B
2P	2.0	6.0
3P	4.0	8.0
4P	6.0	10.0
5P	8.0	12.0
6P	10.0	14.0
7P	12.0	16.0
8P	14.0	18.0
9P	16.0	20.0
10P	18.0	22.0
11P	20.0	24.0
12P	22.0	26.0
13P	24.0	28.0
14P	26.0	30.0
15P	28.0	32.0
16P	30.0	34.0

X2011WR-XXA-N0SN	PA66 UL 94V-2	Brass	Tin-plated	2011H
PART NO	Material	Material(pin)	Finish(pin)	Suitable XKB Housing

DSND	SCALE: N/A	MODEL TYPE: Wire to board connector
DWN	VIEW:	PART NO.: X2011WR-XXA-N0SN
CHKD	UNIT: mm/in	DWG NO.: X-X2011WR-XXA-N0SN
APPD	SIZE: A4	WEIGHT
XKB INDUSTRIAL PRECISION CO., LIMITED		SHEET
		REVISION
		1/1
		A0

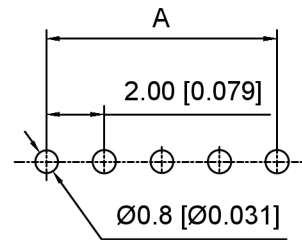
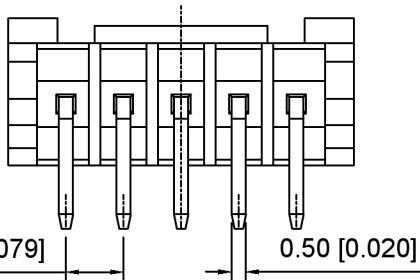
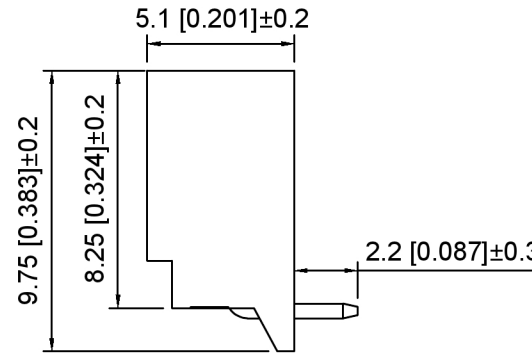
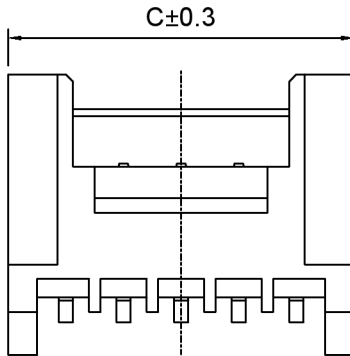
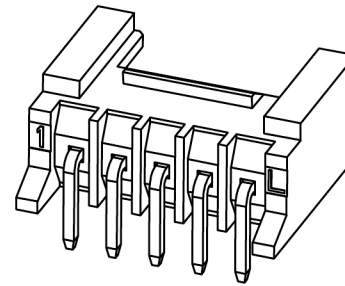
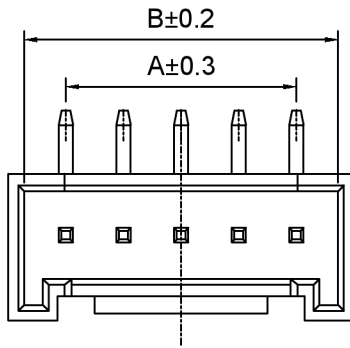


广东星坤科技股份有限公司

ΔX		
ΔX		日期
ΔX		日期
MARK	DESCRIPTION	DATE
	REVISED	APPROVED

文件工程章

ANGLAR	±5°
L ≤ 4	±0.2
4 < L ≤ 16	±0.3
16 < L ≤ 63	±0.4
L > 63	±0.5
UNSPECIFIED TOLERANCES	



Recommended PCB Layout(Top view)
Tolerance:±0.05mm

Specifications:
规格:
Voltage rating:250V AC/DC
额定电压: 250V AC/DC
Current rating:2A AC/DC
额定电流: 2A AC/DC
Withstanding voltage:1000V AC/minute
耐受电压: 1000V AC/分钟
Temperature range:-25°C~+105°C
温度范围: -25°C~+105°C
Insulation resistance:≥1000MΩ
绝缘电阻: ≥1000MΩ
Contact resistance:≤20mΩ
接触电阻: ≤20mΩ

X2011 W R - XX A R - LP SN

① ② ③ ④ ⑤ ⑥ ⑦ ⑧

- 1.Series No
- 2.Category:W-Wafer
- 3.Welding Board Angle:R-Straight 90°
- 4.Row No.Pin No:XX-02~16Pin
- 5.Special No:A-With Baffle
- 6.Special No:R-DIP 2.2mm
- 7.Material:LP-LCP UL94V-0 ,Natural
- 8.Plating:SN- Tin Plated

Poles	Dimensions (mm)			Poles	Dimensions (mm)		
	A	B	C		A	B	C
02	2.00	4.90	6.00	10	18.00	20.90	22.00
03	4.00	6.90	8.00	11	20.00	22.90	24.00
04	6.00	8.90	10.00	12	22.00	24.90	26.00
05	8.00	10.90	12.00	13	24.00	26.90	28.00
06	10.00	12.90	14.00	14	26.00	28.90	30.00
07	12.00	14.90	16.00	15	28.00	30.90	32.00
08	14.00	16.90	18.00	16	30.00	32.90	34.00
09	16.00	18.90	20.00				

X2011WR-XXAR-LPSN	LCP	Brass	X2011H-A
PART NO	Material	Material(Pin)	Suitable XKB Housing

DSND		SCALE: N/A	MODEL TYPE: 2.0mm Crimp Style Connector
DWN		VIEW:	PART NO.: X2011WR-XXAR-LPSN
CHKD		UNIT: mm/in	DWG NO.: X-X2011WR-XXAR-LPSN
APPD		SIZE: A4	WEIGHT SHEET REVISION 1/1 A0



XKB INDUSTRIAL PRECISION CO., LIMITED

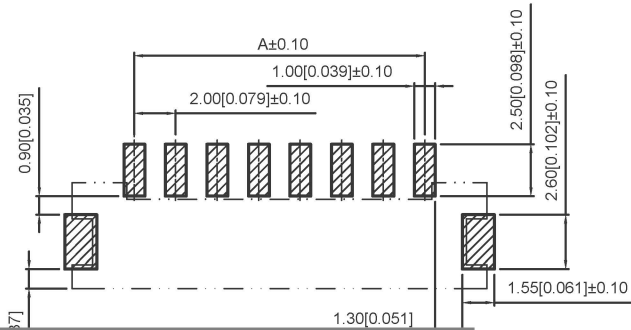
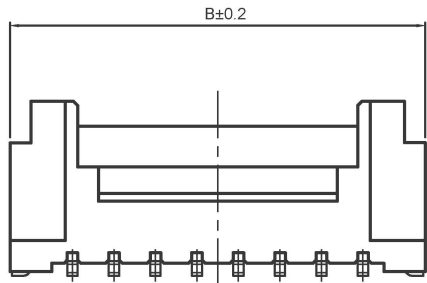
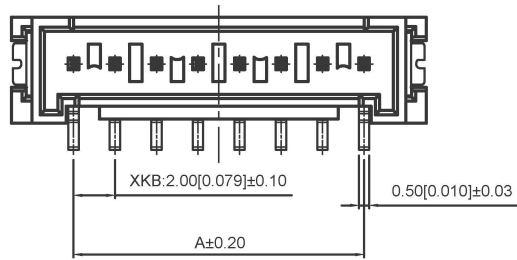
广东星坤科技股份有限公司

文件工程章

MARK	DESCRIPTION	DATE	REVISED	APPROVED	UNSPECIFIED TOLERANCES
ANGLAR					±5°
L ≤ 4					±0.2
4 < L ≤ 16					±0.3
16 < L ≤ 63					±0.4
L > 63					±0.5

REVISIONS

www.helloxkb.com www.helloxkb.cn www.xk-dg.cn



Specifications:

规格:
 Voltage rating: 250V AC/DC
 额定电压: 250V AC/DC
 Current rating: 3A AC/DC
 额定电流: 3A AC/DC
 Withstanding voltage: 1000V AC/minute
 耐受电压: 1000V AC/分钟
 Temperature range: -25°C~+85°C
 温度范围: -25°C~+85°C
 Insulation resistance: ≥1000MΩ
 绝缘电阻: ≥1000MΩ
 Contact resistance: ≤30mΩ
 接触电阻: ≤30mΩ
 After environmental testing: ≤40mΩ
 环境测试后: ≤40兆欧

X2011 W V S-XX A-9T SN XX

① ② ③ ④ ⑤ ⑥ ⑦ ⑧ ⑨

1. Series No
2. Category: W-WAFER
3. Welding Board Angle: V-Straight 180°
4. Welding Way: S-SMT
5. Row No-Pin No: XX-02P~16P
6. Plug the Pin&Special No: A-With Located Block
7. Material: 9T: PA9T UL 94V-0
8. Plating Category: SN-Bright Tin Plating
9. Color: Blank-Natural Color

poles	Dimensions(mm)		poles	Dimensions(mm)	
	A	B		A	B
2	2.00	8.00	10	18.00	24.00
3	4.00	10.00	11	20.00	26.00
4	6.00	12.00	12	22.00	28.00
5	8.00	14.00	13	24.00	30.00
6	10.00	16.00	14	26.00	32.00
7	12.00	18.00	15	28.00	34.00
8	14.00	20.00	16	30.00	36.00
9	16.00	22.00			

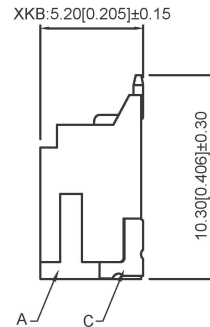
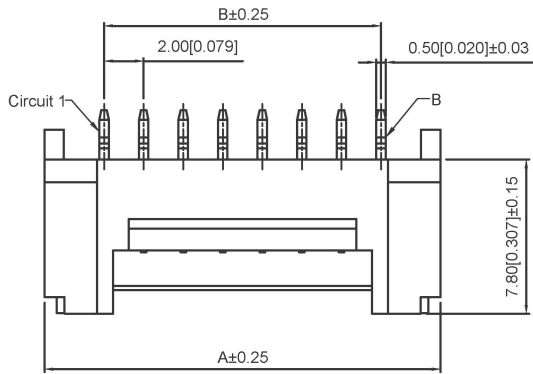
X2011WVS-XXA-9TSN	PA9T UL 94V-0	Brass	Phosphor Bronze	Tin-Plated	X2011H-A
PART NO	Material	Material(pin)	Material(Solder Tab)	Finish(Pin and Solder tab)	Suitable XKB Terminal

广东星坤科技股份有限公司

生 日期
 ΔX 日期
 ΔX
 MARK 文件工程章

DESCRIPTION	DATE	REVISED	APPROVED	units: mm
				tolerance: X.X ±0.2mm
				X.XX ±0.1mm
				X.XXX ±0.05mm
				UNSPECIFIED TOLERANCES

DSND		DATE		SCALE: N/A	MODEL TYPE: Wire to board connector
DWN		DATE		VIEW:	PART NO.: 2.00mm Crimp Style Connectors
CHKD		DATE		UNIT: mm/in	DWG NO.: X2011WVS-XXA-9TSN
APPD		DATE		SIZE: A4	
XKB INDUSTRIAL PRECISION CO., LIMITED				WEIGHT	SHEET
				1.0g	1/1
				REVISION	A0



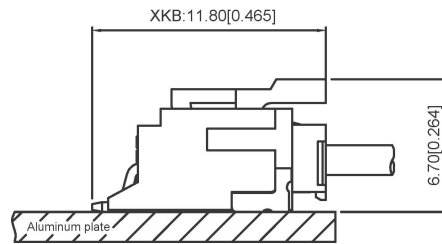
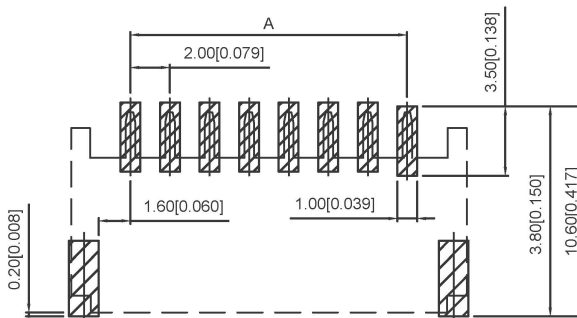
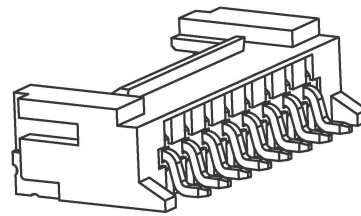
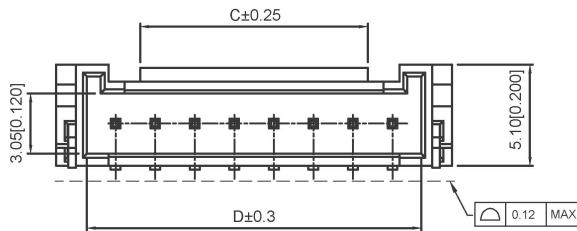
Specifications:

规格:
 Voltage rating: 250V AC/DC
 额定电压: 250V AC/DC
 Current rating: 3A AC/DC
 额定电流: 3A AC/DC
 Withstanding voltage: 1000V AC/minute
 耐受电压: 1000V AC/分钟
 Temperature range: -25°C~+85°C
 温度范围: -25°C~+85°C
 Insulation resistance: ≥1000MΩ
 绝缘电阻: ≥1000MΩ
 Contact resistance: ≤30mΩ
 接触电阻: ≤30mΩ
 After environmental testing: ≤40mΩ
 环境测试后: ≤40兆欧

X2011 W R S-XX A -9T SN XX

- ① ② ③ ④ ⑤ ⑥ ⑦ ⑧ ⑨

1. Series No
2. Category: W-WAFER
3. Welding Board Angle: R-Right Angle 90°
4. Welding Way: S-SMT
5. Row No-Pin No: XX-02P~16P
6. Plug the Pin&Special NO:
A-With Located Block
7. Material: 9T: PA9T UL 94V-0
8. Plating Category: SN-Bright Tin Plating
9. Color: Blank-Natural Color



Assembly Layout

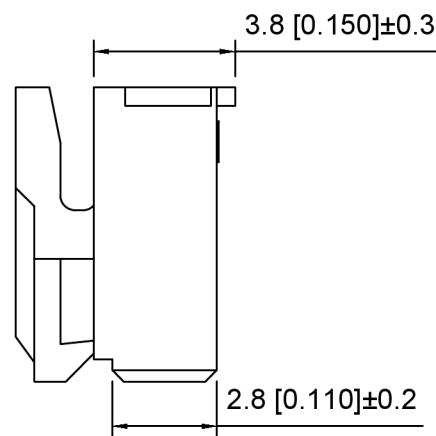
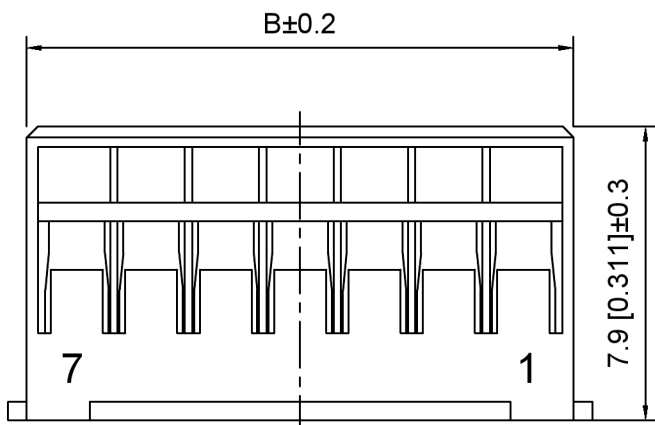
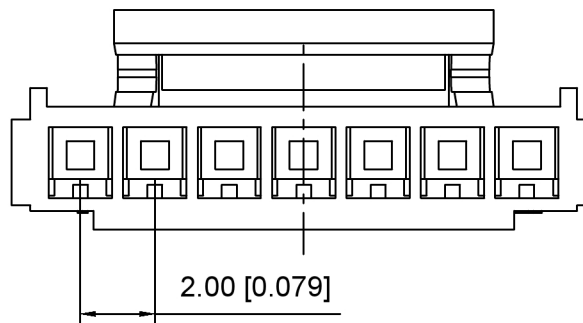
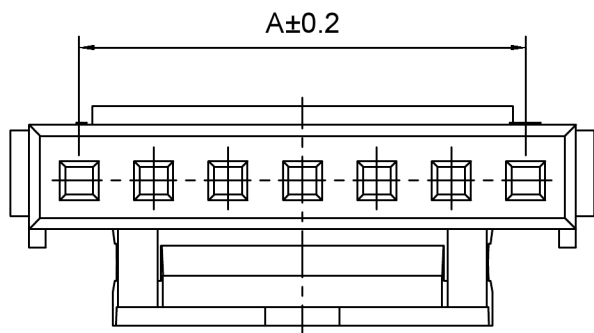
poles	Dimensions(mm)				poles	Dimensions(mm)			
	A	B	C	D		A	B	C	D
2	8.00	2.00	2.70	4.75	10	24.00	18.00	15.50	20.90
3	10.00	4.00	3.20	6.75	11	26.00	20.00	15.50	22.90
4	12.00	6.00	3.50	8.90	12	28.00	22.00	15.50	24.90
5	14.00	8.00	5.50	10.90	13	30.00	24.00	15.50	26.90
6	16.00	10.00	7.50	12.90	14	32.00	26.00	15.50	28.90
7	18.00	12.00	9.50	14.90	15	34.00	28.00	15.50	30.90
8	20.00	14.00	11.50	16.90	16	36.00	30.00	15.50	32.90
9	22.00	16.00	13.50	18.90					

X2011WRS-XXA-9TSN	PA9T UL 94V-0	Brass	Phosphor Bronze	Tin-Plated	X2011H-A
PART NO	Material	Material(pin)	Material(Solder Tab)	Finish(Pin and Solder tab)	Suitable XKB Terminal

广东星坤科技股份有限公司
 Board layout
 General Tolerance: ±0.05

生	日期
ΔX	ΔX
ΔX	ΔX
MARK	文件工程章
DESCRIPTION	REVISIONS
DATE	REVISED
APPROVED	UNSPECIFIED TOLERANCES
www.xk-dg.cn	www.helloxkb.com
www.helloxkb.cn	

DSND	DATE	SCALE: N/A	MODEL TYPE: Wire to board connector
DWN	DATE	VIEW:	PART NO.: 2.00mm Crimp Style Connectors
CHKD	DATE	UNIT: mm/in	DWG NO.: X2011WRS-XXA-9TSN
APPD	DATE	SIZE: A4	WEIGHT 1.0g
XKB INDUSTRIAL PRECISION CO., LIMITED			SHEET 1/1
			REVISION A0



Specifications:

规格:

Voltage rating:100V AC/DC

额定电压: 100V AC/DC

Current rating:1A AC/DC

额定电流: 1A AC/DC

Withstanding voltage:800V AC/minute

耐受电压: 800V AC/分钟

Temperature range:-40℃~+85℃

温度范围: -40℃~+85℃

Insulation resistance:500MΩ min

绝缘电阻: 500MΩ Min

Contact resistance:20mΩ Max

接触电阻: 20mΩ Max

X2011 H M - XX A - N0

① ② ③ ④ ⑤ ⑥

1. Series No
2. Category:H-HSG
3. Category:M-Male Housing
4. Row No.Pin No:XX-02~15 Pin
5. Special No:A-With Lock
6. Material:N0-PA66 UL94V-0

Poles	Dimensions(mm)		Poles	Dimensions(mm)	
	A	B		A	B
02	2.00	4.70	10	18.00	20.70
03	4.00	6.70	11	20.00	22.70
04	6.00	8.70	12	22.00	24.70
05	8.00	10.70	13	24.00	26.70
06	10.00	12.70	14	26.00	28.70
07	12.00	14.70	15	28.00	30.70
08	14.00	16.70	16	30.00	32.70
09	16.00	18.70		/	/

X2011HM-XXA-N0	PA66	X2011W	X2011TF
PART NO	Material	Suitable XKB Wafer	Suitable XKB Terminal

广东星坤科技股份有限公司

Δ建	日期
Δ改	日期
Δ文	
MARK	

文件工程草

DESCRIPTION	DATE	REVISED	APPROVED	ANGLAR	±5°
				L ≤ 4	±0.2
				4 < L ≤ 16	±0.3
				16 < L ≤ 63	±0.4
				L > 63	±0.5

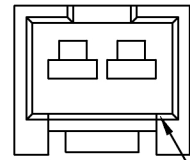
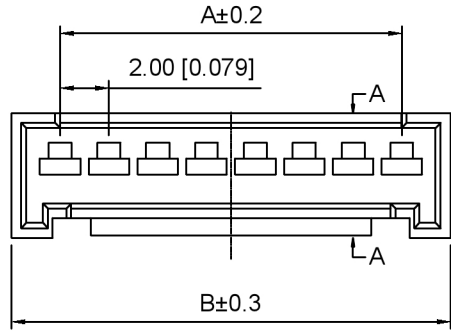
UNSPECIFIED TOLERANCES



DSND	SCALE: N/A	MODEL TYPE: 2.0mm Crimp Style Connector
DWN	VIEW:	PART NO.: X2011HM-XXA-N0
CHKD	UNIT: mm/in	DWG NO.: X-X2011HM-XXA-N0
APPD	SIZE: A4	

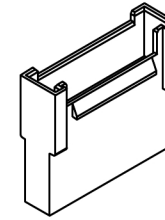
XKB INDUSTRIAL PRECISION CO., LIMITED

WEIGHT	SHEET	REVISION
	1/1	A0



无定位槽

2 Pin

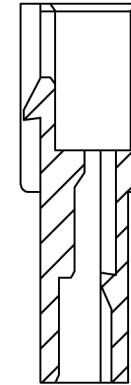
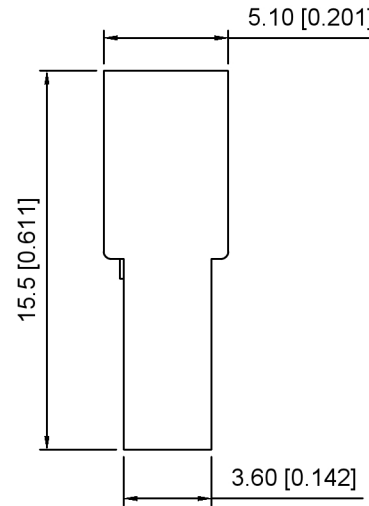
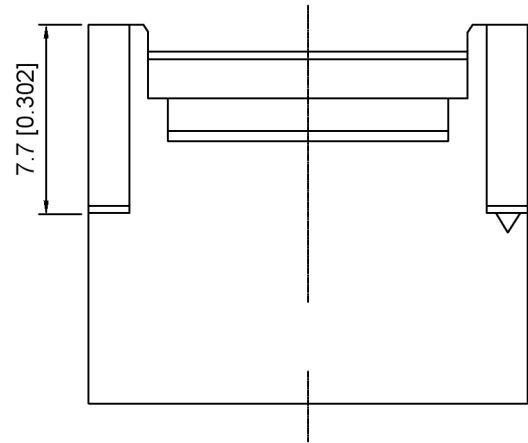


3D 图示 (参考)

Specifications:

规格:

- Voltage rating: 250V AC/DC
- 额定电压: 250V AC/DC
- Current rating: 3A AC/DC
- 额定电流: 3A AC/DC
- Withstanding voltage: 800V AC/minute
- 耐受电压: 800V AC/分钟
- Temperature range: -40°C~+85°C
- 温度范围: -40°C~+85°C
- Insulation resistance: 1000MΩ min
- 绝缘电阻: 1000MΩ Min
- Contact resistance: 20mΩ Max
- 接触电阻: 20mΩ Max

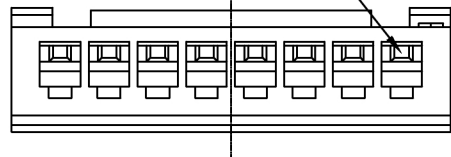


A-A

X2011 H F - XX A - N0
 ① ② ③ ④ ⑤ ⑥

1. Series No
2. Category: H-HSG
3. Category: F-Female Housing
4. Row No. Pin No: XX-02~15 Pin
5. Special No: A-With Lock
6. Material: N0-PA66 UL94V-0

Circuit 1



Poles	Dimensions(mm)		Poles	Dimensions(mm)	
	A	B		A	B
02	2.00	5.98	09	16.00	19.98
03	4.00	7.98	10	18.00	21.98
04	6.00	9.98	11	20.00	23.98
05	8.00	11.98	12	22.00	25.98
06	10.00	13.98	13	24.00	27.98
07	12.00	15.98	14	26.00	29.98
08	14.00	17.98	15	28.00	31.98

X2011HF-XXA-N0	PA66	X2011W	X2011TM
PART NO	Material	Suitable XKB Wafer	Suitable XKB Terminal

广东星坤科技股份有限公司

文件工程章

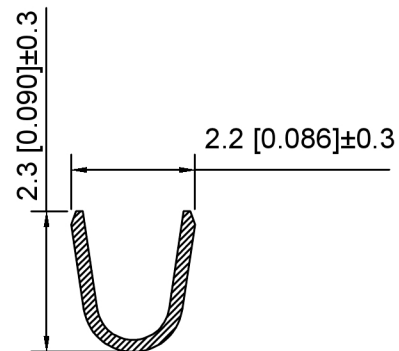
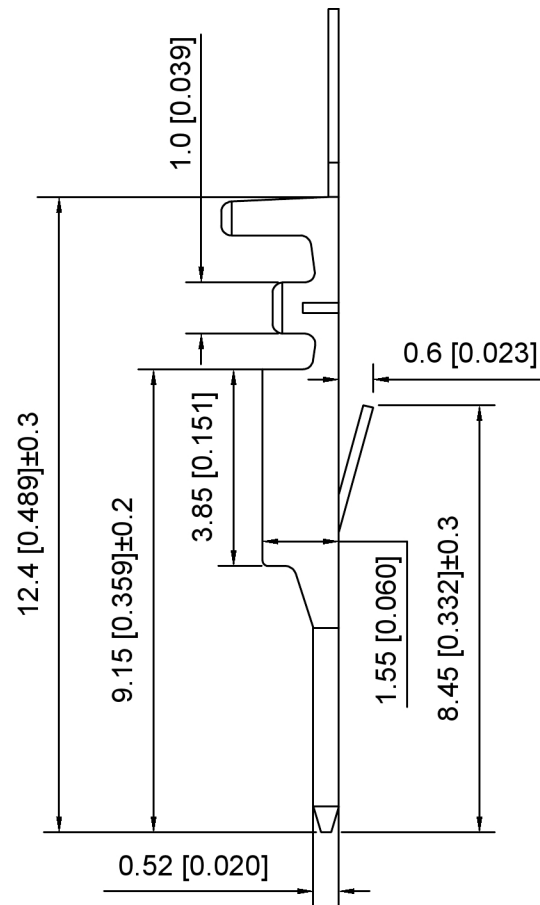
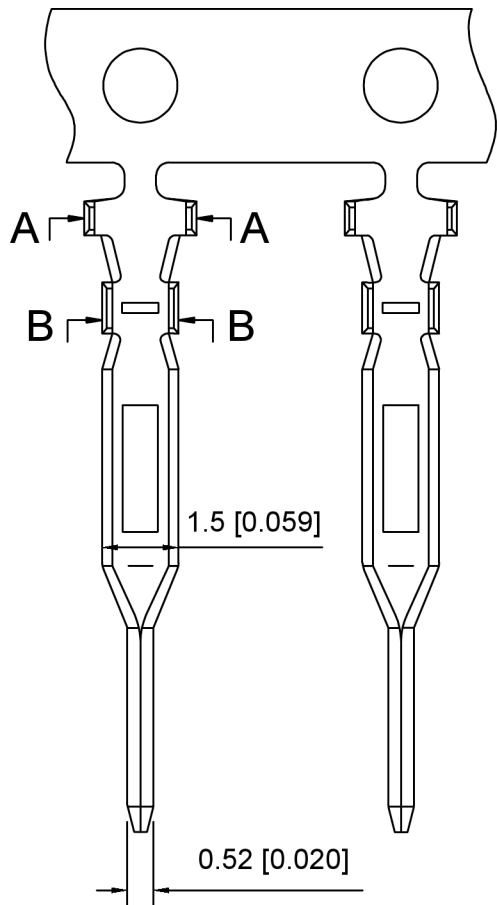
日期

MARK	DESCRIPTION	DATE	REVISED	APPROVED	ANGLAR	±5°
Δx					L ≤ 4	±0.2
Δx					4 < L ≤ 16	±0.3
Δx					16 < L ≤ 63	±0.4
					L > 63	±0.5
REVISIONS						UNSPECIFIED TOLERANCES

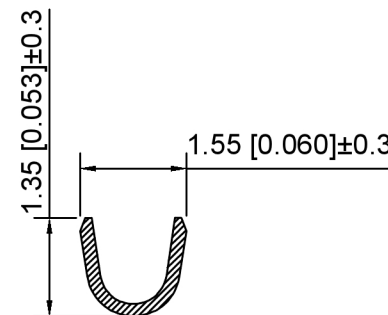


XKB INDUSTRIAL PRECISION CO., LIMITED

DSND		SCALE: N/A	MODEL TYPE: 2.0mm Crimp Style Connector
DWN		VIEW:	PART NO.: X2011HF-XXA-N0
CHKD		UNIT: mm/in	DWG NO.: X-X2011HF-XXA-N0
APPD		SIZE: A4	WEIGHT SHEET REVISION 1/1 A0



A-A



B-B

Specifications:

规格:

Voltage rating:250V AC/DC

额定电压: 250V AC/DC

Current rating:3A AC/DC

额定电流: 3A AC/DC

Withstanding voltage:800V AC/minute

耐受电压: 800V AC/分钟

Temperature range:-40°C~+85°C

温度范围:-40°C~+85°C

Insulation resistance:1000MΩ min

绝缘电阻: 1000MΩ Min

Contact resistance:20mΩ Max

接触电阻: 20mΩ Max

X2011 T M - P SN - A
 ① ② ③ ④ ⑤ ⑥

1. Series No

2. Category:T-Terminal

3. Category:M-Male Terminal

4. Material:P-Phosphor Bronze

5. Plating:SN-Tin Plating

6. TYPE:A Type

X2011TM-PSN-A	Phosphor Bronze	AWG#30~24	X2011HF
PART NO	Material	Wire Range	Suitable XKB Housing

广东星坤科技股份有限公司

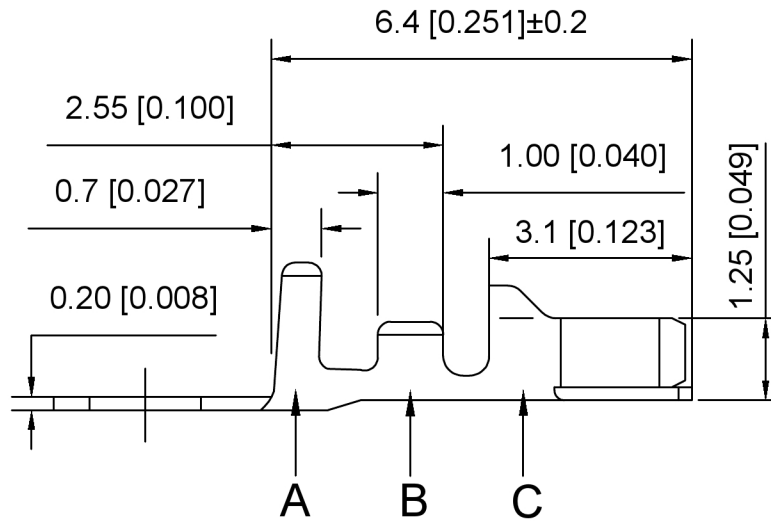
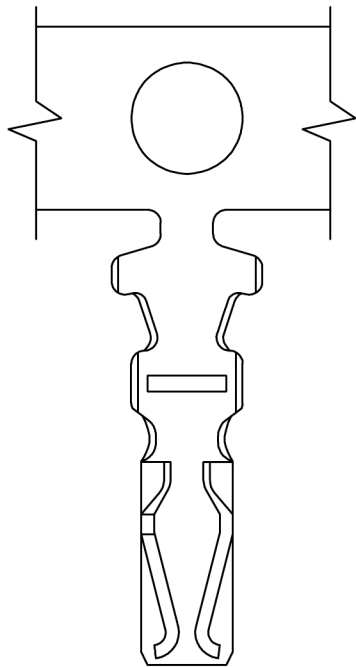
Δ建	日期
Δ改	日期
ΔX	日期

文件工程章

MARK	DESCRIPTION	DATE	REVISED	APPROVED	ANGLAR	±5°
					L ≤ 4	±0.2
					4 < L ≤ 16	±0.3
					16 < L ≤ 63	±0.4
					L > 63	±0.5
					UNSPECIFIED TOLERANCES	



DSND	SCALE: N/A	MODEL TYPE: 2.0mm Crimp Style Connector
DWN	VIEW:	PART NO.: X2011TM-PSN-A
CHKD	UNIT: mm/in	DWG NO.: X2011TM-PSN-A
APPD	SIZE: A4	WEIGHT
XKB INDUSTRIAL PRECISION CO., LIMITED		SHEET
		REVISION
		1/1
		A0

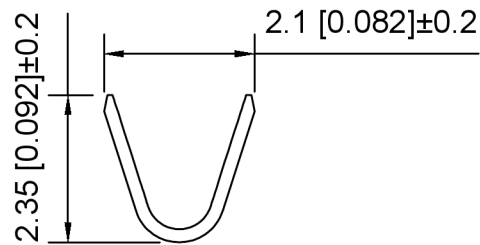


Specifications:

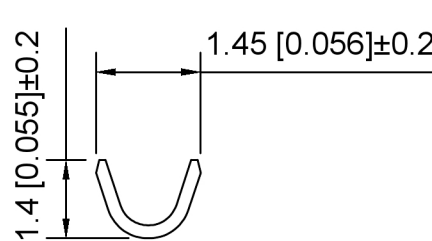
规格:
 Voltage rating:100V AC/DC
 额定电压: 100V AC/DC
 Current rating:1A AC/DC
 额定电流: 1A AC/DC
 Withstanding voltage:800V AC/minute
 耐受电压: 800V AC/分钟
 Temperature range:-40°C-+85°C
 温度范围: -40°C-+85°C
 Insulation resistance:500MΩ min
 绝缘电阻: 500MΩ Min
 Contact resistance:20mΩ Max
 接触电阻: 20mΩ Max

X2011 T F - P SN - A
 ① ② ③ ④ ⑤ ⑥

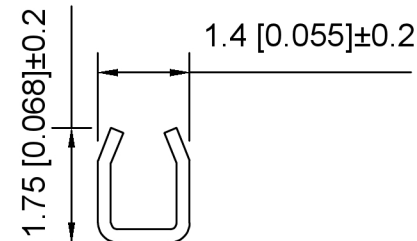
1. Series No
2. Category: T-Terminal
3. Category: F-Female Terminal
4. Material: P-Phosphor Bronze
5. Plating: SN-Tin Plating
6. TYPE: A Type



A-A



B-B



C-C

X2011TF-PSN-A	Phosphor Bronze	AWG#32~28	X2011HM
PART NO	Material	Wire Range	Suitable XKB Housing

DSND	SCALE: N/A	MODEL TYPE: 2.0mm Crimp Style Connector
DWN	VIEW:	PART NO.: X2011TF-PSN-A
CHKD	UNIT: mm/in	DWG NO.: X2011TF-PSN-A
APPD	SIZE: A4	WEIGHT SHEET REVISION
		1/1 A0

XKLB



XKB INDUSTRIAL PRECISION CO., LIMITED

ANGLAR	±5°
L ≤ 4	±0.2
4 < L ≤ 16	±0.3
16 < L ≤ 63	±0.4
L > 63	±0.5
UNSPECIFIED TOLERANCES	

广东星坤科技股份有限公司

姓名	日期
数量	日期
MARK	DESCRIPTION
文件	工程章
REVISIONS	