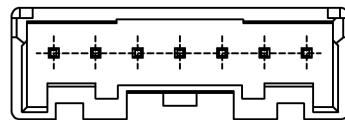
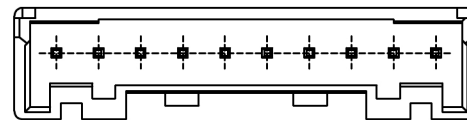


PCB LAYOUT



07~09 Pin



10~16 Pin

Specifications:

规格:
 Voltage rating: 100V AC/DC
 额定电压: 100V AC/DC
 Current rating: 3A AC/DC
 额定电流: 3A AC/DC
 Withstanding voltage: 800V AC/minute
 耐受电压: 800V AC/分钟
 Temperature range: -25°C +85°C
 温度范围: -25°C +85°C
 Insulation resistance: 1000MΩ min
 绝缘电阻: 1000MΩ Min
 Contact resistance: 20mΩ Max
 接触电阻: 20mΩ Max

X2000 W V - XX - N0 SN
 ① ② ③ ④ ⑤ ⑥

1. Series No
2. Category: W-Wafer
3. Welding Board Angle: V-Stright 180°
4. Row No. Pin No: XX-02~16P
5. Material: N0-PA66 UL94V-0
6. Plating: SN-Tin Plated

Poles	Dimensions(mm)		Poles	Dimensions(mm)	
	A	B		A	B
02	2.00	6.00	08	14.00	18.00
03	4.00	8.00	09	16.00	20.00
04	6.00	10.00	10	18.00	22.00
05	8.00	12.00	11	20.00	24.00
06	10.00	14.00	12	22.00	26.00
07	12.00	16.00	16	30.00	34.00

X2000WV-XX-N0SN	PA66	Brass	X2000H
PART NO	Material	Material(Pin)	Suitable XKB Housing

DSND		SCALE: N/A	MODEL TYPE: 2.0mm Crimp Style Connector
DWN		VIEW:	PART NO.: X2000WV-XX-N0SN
CHKD		UNIT: mm/in	DWG NO.: X-X2000WV-XX-N0SN
APPD		SIZE: A4	WEIGHT SHEET REVISION 1/1 A0



XKB INDUSTRIAL PRECISION CO., LIMITED

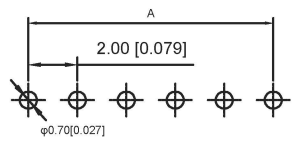
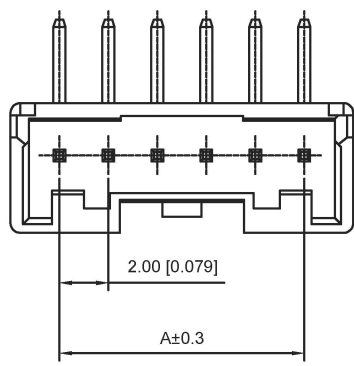
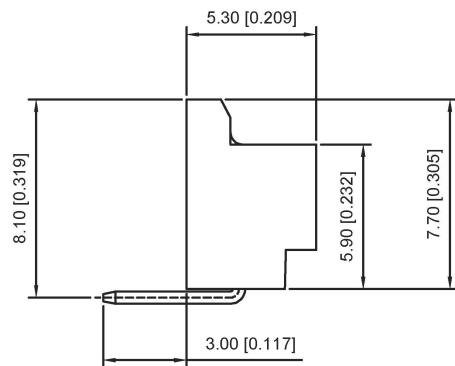
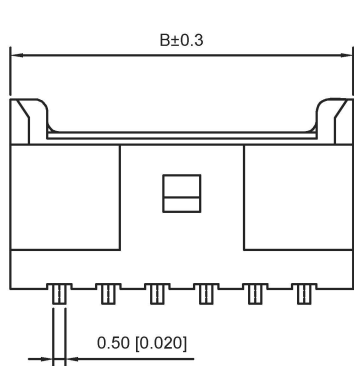
ANGLAR	±5°
L ≤ 4	±0.2
4 < L ≤ 16	±0.3
16 < L ≤ 63	±0.4
L > 63	±0.5
UNSPECIFIED TOLERANCES	

广东星坤科技股份有限公司

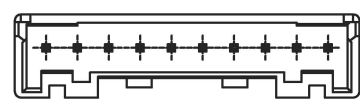
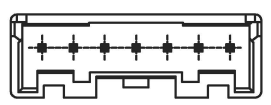
Δ	日期
Δ	日期
Δ	日期

文件工程章

MARK	DESCRIPTION	DATE	REVISED	APPROVED



PCB LAYOUT



7-9A

10~16A

■ Specifications :

- Voltage rating: 100V AC / DC
- Current rating: 3A AC / DC
- Withstanding voltage: 800V AC/minute
- Temperature range: -25°C~+85°C
- Insulation resistance: ≥1000M Ω
- Contact resistance: ≤20mΩ
- After environmental testing : ≤20mΩ

X2000 W R-XX- N0 SN

- ① Series No.
- ② Category : W-WAFER
- ③ Wedding Board Angle : R-S tright 90°
- ④ Row No.-Pin No.: XX-02P~16P
- ⑤ Material : N0-PA66 94V-0
- ⑥ Plating Category: Sn-Bright Tin Plating

Poles	Dimensions(mm)		Poles	Dimensions(mm)	
	A	B		A	B
02	2.00	8.00	10	18.0	24.0
03	4.00	10.0	11	20.0	26.0
04	6.00	12.0	12	22.0	28.0
05	8.00	14.0	13	24.0	30.0
06	10.0	16.0	14	26.0	32.0
07	12.0	18.0	15	28.0	34.0
08	14.0	20.0	16	30.0	36.0
09	16.0	22.0			

X2000WR-XX-N0SN	Nyolin 66 UL 94V-0	Brass	Tin-Plated	X2000H
PART NO	Material	Material(pin)	Finish(pin)	Suitable XKB Terminal

广东星坤科技股份有限公司

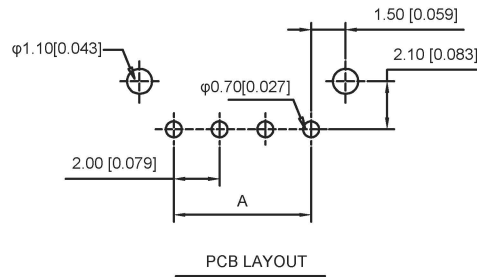
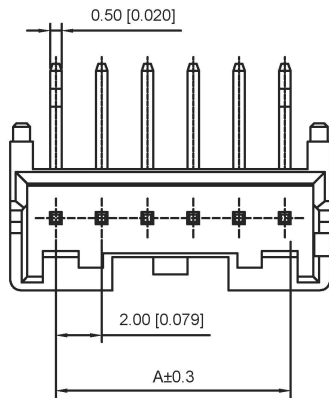
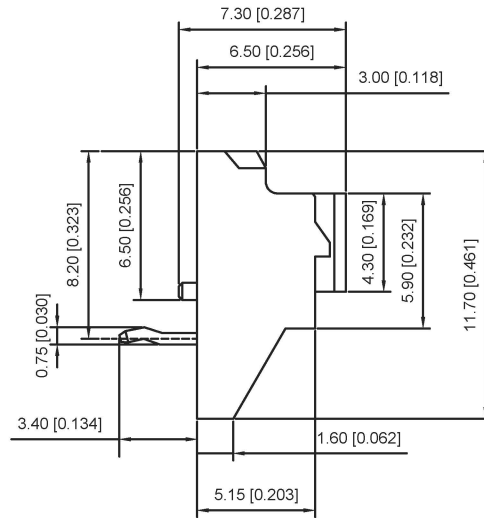
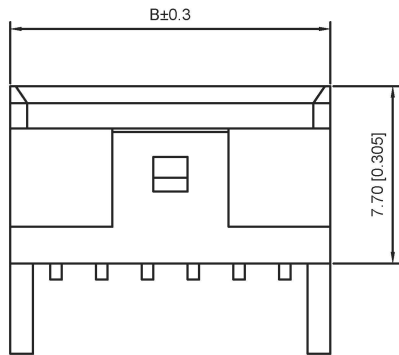
生效	ΔX	日期
	ΔX	日期
	ΔX	日期
	MARK	DESCRIPTION

REVISIONS	DATE	REVISED	APPROVED	UNSPECIFIED TOLERANCES

DSND	DATE	SCALE: N/A	MODEL TYPE: X2000WR-XX-N0SN
DWN	DATE	VIEW:	PART NO.: 2.0mm Crimp Style Connectors
CHKD	DATE	UNIT: mm/in	DWG NO.:
APPD	DATE	SIZE: A4	
XKB INDUSTRIAL PRECISION CO., LIMITED			WEIGHT 1.0g
			SHEET 1/1
			REVISION A0

文件工程章

www.xk-dg.cn www.helloxkb.com www.helloxkb.cn



■ Specifications :

- Voltage rating: 250V AC / DC
- Current rating: 3A AC / DC
- Withstanding voltage: 800V AC/minute
- Temperature range: -25°C~+85°C
- Insulation resistance: ≥1000M Ω
- Contact resistance: ≤20mΩ
- After environmental testing : ≤20mΩ

X2000 W R-XX A- PT SN

- ① Series No.
- ② Category : W-WAFER
- ③ Wedding Board Angle : R-S tright 90°
- ④ Row No.-Pin No.: XX-02P~16P
- ⑤ Plug the Pin & Special NO.:A-With Kink
- ⑥ Material : PT-PBT 94V-0
- ⑦ Plating Category: Sn-Bright Tin Plating

Poles	Dimensions(mm)		Poles	Dimensions(mm)	
	A	B		A	B
02	2.00	6.00	09	18.00	22.00
03	4.00	8.00	10	20.00	24.00
04	6.00	10.00	11	22.00	26.00
05	8.00	12.00			
06	10.00	14.00			
07	12.00	16.00			
08	14.00	18.00			
09	16.00	20.00			

X2000WR-XXA-PTSN	PBT UL 94V-0	Brass	Tin-Plated	X2000H
PART NO	Material	Material(pin)	Finish(pin)	Suitable XKB Terminal

广东星坤科技股份有限公司

生效

MARK	DESCRIPTION	DATE	REVISED	APPROVED
ΔX				
ΔX				
ΔX				

日期

REVISIONS

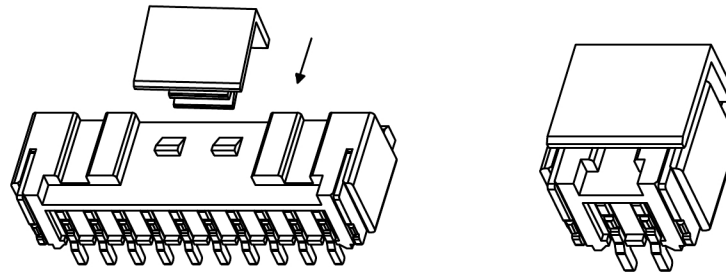
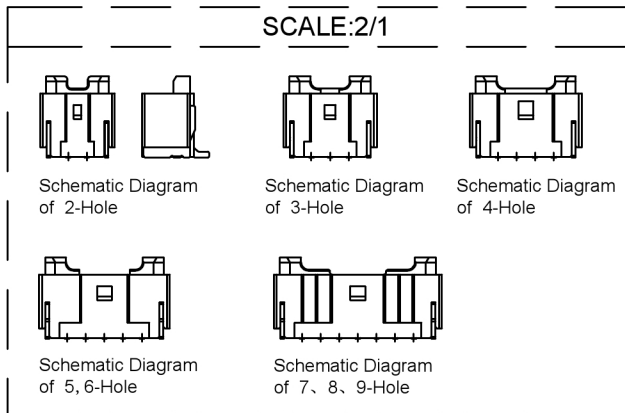
www.xk-dg.cn www.helloxkb.com www.helloxkb.cn

ANGLAR	±5°
L ≤ 4	±0.2
4 < L ≤ 16	±0.3
16 < L ≤ 63	±0.4
L > 63	±0.5

UNSPECIFIED TOLERANCES

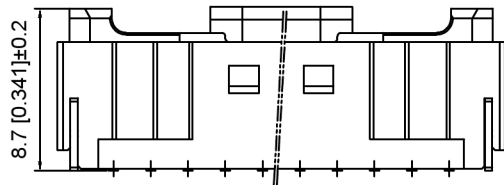
DSND	DATE	SCALE: N/A	MODEL TYPE:
DWN	DATE	VIEW:	X2000WR-XXA-PTSN
CHKD	DATE	UNIT: mm/in	PART NO.: 2.0mm Crimp Style Connectors
APPD	DATE	SIZE: A4	DWG NO.:
XKB INDUSTRIAL PRECISION CO., LIMITED			WEIGHT: 1.0g
			SHEET: 1/1
			REVISION: A0

文件工程章

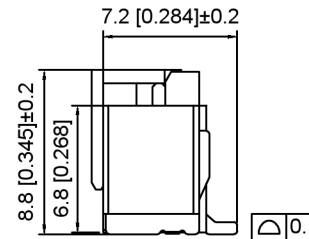


Specifications:

规格:
 Voltage rating:250V AC/DC
 额定电压: 250V AC/DC
 Current rating:3A AC/DC
 额定电流: 3A AC/DC
 Withstanding voltage:800V AC/minute
 耐受电压: 800V AC/分钟
 Temperature range:-25°C-+85°C
 温度范围: -25°C-+85°C
 Insulation resistance:1000MΩ min
 绝缘电阻: 1000MΩ Min
 Contact resistance:20mΩ Max
 接触电阻: 20mΩ Max



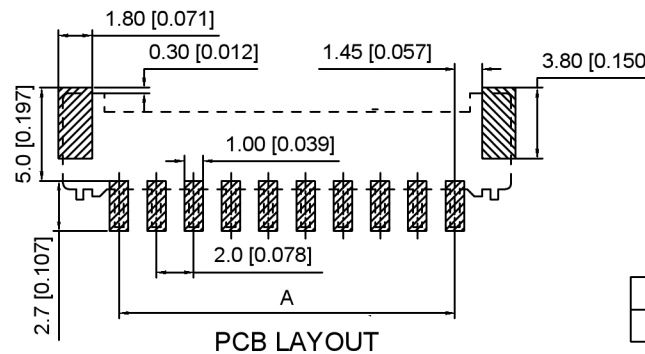
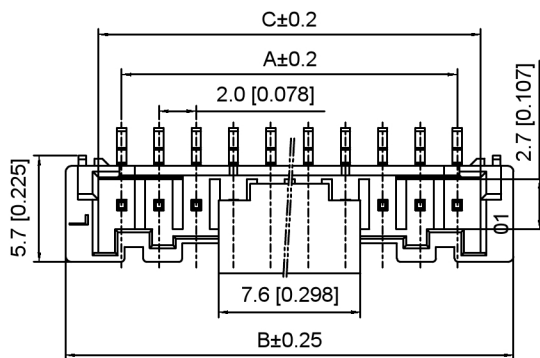
Schematic Diagram of 10,11,12,13,14,15-Hole



X2000 W V S - XX - 6T SN

① ② ③ ④ ⑤ ⑥ ⑦

- 1.Series No
- 2.Category:W-Wafer
- 3.Welding Board Angle:V-Stright 180°
- 4.Weding Way:S-SMT
- 5.Row No.Pin No:XX-02~15P
- 6.Material:6T-PA6T UL94V-0 Beige
- 7.Plating:SN-Tin Plated



Poles	Dimensions(mm)			Poles	Dimensions(mm)		
	A	B	C		A	B	C
02	2.00	8.00	4.55	09	16.00	22.00	18.55
03	4.00	10.00	6.55	10	18.00	24.00	20.55
04	6.00	12.00	8.55	11	20.00	26.00	22.55
05	8.00	14.00	10.55	12	22.00	28.00	24.55
06	10.00	16.00	12.55	13	24.00	30.00	26.55
07	12.00	18.00	14.55	14	26.00	32.00	28.55
08	14.00	20.00	16.55	15	28.00	34.00	30.55

X2000WVS-XX-6TSN	PA6T	Brass	X2000H
PART NO	Material	Material(Pin)	Suitable XKB Housing

DSND	SCALE: N/A	MODEL TYPE: 2.0mm Crimp Style Connector
DWN	VIEW:	PART NO.: X2000WVS-XX-6TSN
CHKD	UNIT: mm/in	DWG NO.: X-X2000WVS-XX-6TSN
APPD	SIZE: A4	WEIGHT
XKB INDUSTRIAL PRECISION CO.,LIMITED		SHEET
		REVISION
		1/1
		A0

ANGLAR	±5°
L ≤ 4	±0.2
4 < L ≤ 16	±0.3
16 < L ≤ 63	±0.4
L > 63	±0.5
UNSPECIFIED TOLERANCES	

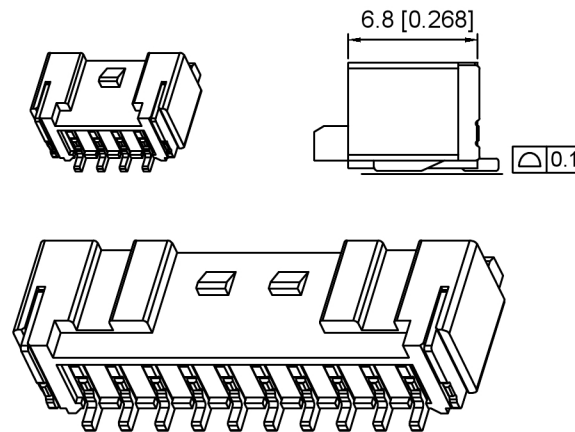
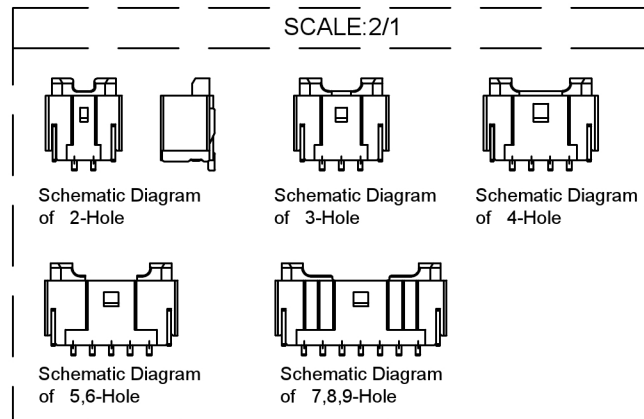


广东星坤科技股份有限公司

Δx	日期
Δx	日期
Δx	日期
MARK	DESCRIPTION

文件工程章

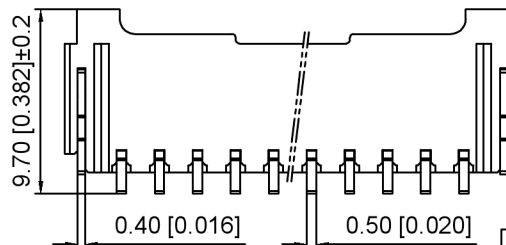
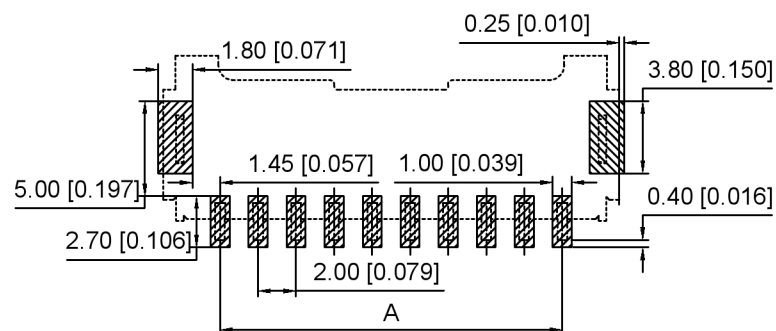
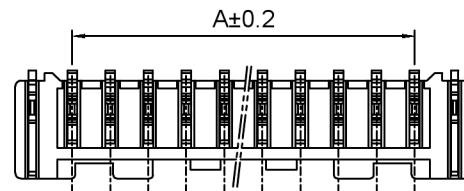
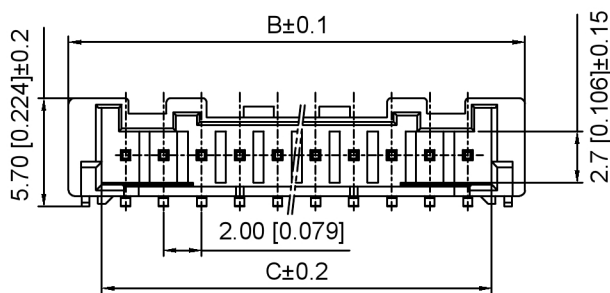
REVISIONS	DATE	REVISED	APPROVED	UNSPECIFIED TOLERANCES
www.helloxkb.com	www.helloxkb.cn	www.xk-dg.cn		



Specifications:
 规格:
 Voltage rating: 250V AC/DC
 额定电压: 250V AC/DC
 Current rating: 3A AC/DC
 额定电流: 3A AC/DC
 Withstanding voltage: 800V AC/minute
 耐受电压: 800V AC/分钟
 Temperature range: -25°C~+85°C
 温度范围: -25°C~+85°C
 Insulation resistance: 1000MΩ min
 绝缘电阻: 1000MΩ Min
 Contact resistance: 20mΩ Max
 接触电阻: 20mΩ Max

X2000 W R S - XX - 6T SN
 ① ② ③ ④ ⑤ ⑥ ⑦

1. Series No
2. Category: W-Wafer
3. Welding Board Angle: R-Stright 90°
4. Weding Way: S-SMT
5. Row No. Pin No: XX-02~15P
6. Material: 6T-PA6T UL94V-0 Beige
7. Plating: SN-Tin Plated



Poles	Dimensions(mm)			Poles	Dimensions(mm)		
	A	B	C		A	B	C
02	2.00	8.00	4.55	09	16.00	22.00	18.55
03	4.00	10.00	6.55	10	18.00	24.00	20.55
04	6.00	12.00	8.55	11	20.00	26.00	22.55
05	8.00	14.00	10.55	12	22.00	28.00	24.55
06	10.00	16.00	12.55	13	24.00	30.00	26.55
07	12.00	18.00	14.55	14	26.00	32.00	28.55
08	14.00	20.00	16.55	15	28.00	34.00	30.55

X2000WRS-XX-6TSN	PA6T	Brass	X2000H
PART NO	Material	Material(Pin)	Suitable XKB Housing

PCB LAYOUT

DSND	SCALE: N/A	MODEL TYPE: 2.0mm Crimp Style Connector
DWN	VIEW:	PART NO.: X2000WRS-XX-6TSN
CHKD	UNIT: mm/in	DWG NO.: X-X2000WRS-XX-6TSN
APPD	SIZE: A4	

XKIB

XKB INDUSTRIAL PRECISION CO., LIMITED

WEIGHT	SHEET	REVISION
	1/1	A0

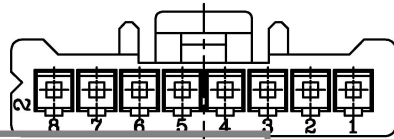
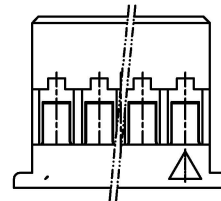
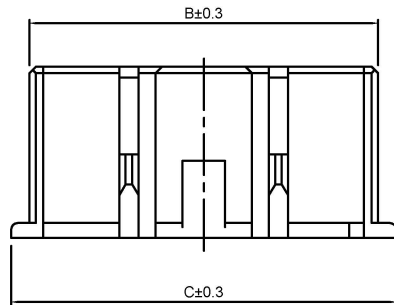
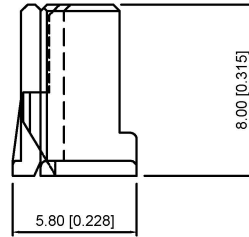
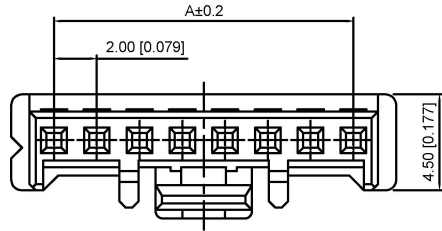
广东星坤科技股份有限公司

生	日期
效	日期
MARK	DESCRIPTION

文件工程章

REVISIONS
 www.helloxkb.com www.helloxkb.cn www.xk-dg.cn

ANGULAR	±5°
L ≤ 4	±0.2
4 < L ≤ 16	±0.3
16 < L ≤ 63	±0.4
L > 63	±0.5
UNSPECIFIED TOLERANCES	



■ Specifications :

- Voltage rating: 250V AC / DC
- Current rating: 3A AC / DC
- Withstanding voltage: 800V AC/minute
- Temperature range: -25°C~+85°C
- Insulation resistance: ≥1000MΩ
- Contact resistance: ≤10mΩ
- After environmental testing: ≤20mΩ

X2000 H- XX-N0

① ② ③ ④

- ① Series Number
- ② Category : H-HSG
- ③ Row No.Pin No:xx-02-16P
- ④ Material:N0-PA66;

Poles	Dimensions(mm)			Poles	Dimensions(mm)		
	A	B	C		A	B	C
02	2.00	4.43	6.10	10	18.00	20.34	22.10
03	4.00	6.34	8.10	11	20.00	22.34	24.10
04	6.00	8.34	10.10	12	22.00	24.34	26.10
05	8.00	10.34	12.10	13	24.00	26.34	28.10
06	10.00	12.34	14.10	14	26.00	28.34	30.10
07	12.00	14.34	16.10	15	28.00	30.34	32.10
08	14.00	16.34	18.10	16	30.00	32.34	34.10
09	16.00	18.34	20.10				

X2000H-XX-N0	PA66 UL 94V-0	X2000T	X2000W
PARY NO	Material	Suitable XKB Terminal	Suitable XKB Terminal

广东星坤科技股份有限公司

生效

ΔX	日期
MARK	DESCRIPTION

REVISIONS

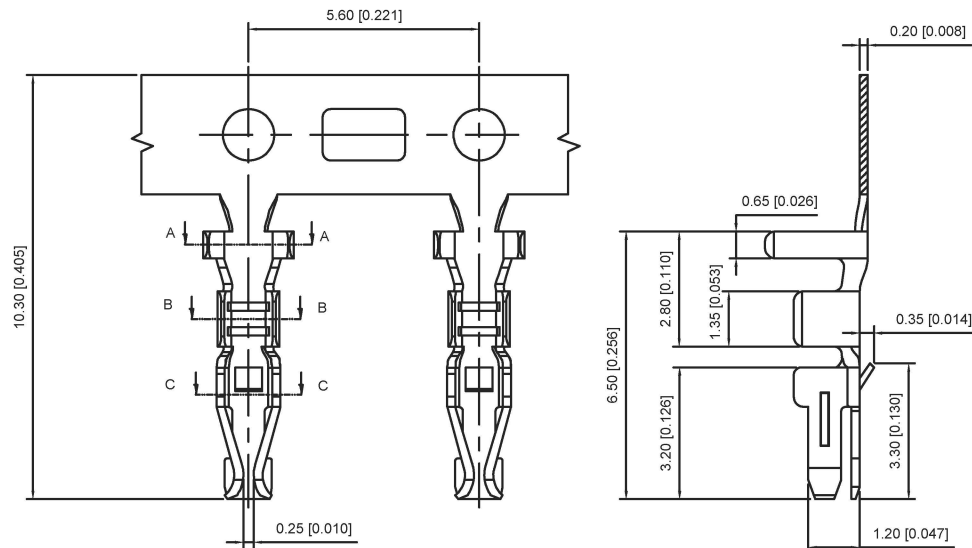
ANGLAR	±5°
L ≤ 4	±0.2
4 < L ≤ 16	±0.3
16 < L ≤ 63	±0.4
L > 63	±0.5

UNSPECIFIED TOLERANCES

DSND	DATE	SCALE: N/A	MODEL TYPE: X2000H-XX-N0
DWN	DATE	VIEW:	PART NO.: 2.0mm Crimp Style Connectors
CHKD	DATE	UNIT: mm/in	DWG NO.:
APPD	DATE	SIZE: A4	
XKB INDUSTRIAL PRECISION CO., LIMITED			WEIGHT 1.0g
			SHEET 1/1
			REVISION A0

文件工程章

www.xk-dg.cn www.helloxkb.com www.helloxkb.cn



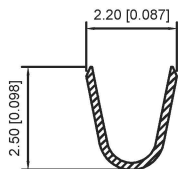
■ Specifications :

- Voltage rating: 250V AC / DC
- Current rating: 3A AC / DC
- Withstanding voltage: 800V AC/minute
- Temperature range: -25°C~+85°C
- Insulation resistance: ≥1000MΩ
- Contact resistance: ≤10mΩ
- After environmental testing: ≤20mΩ

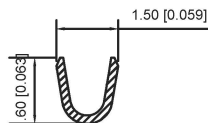
X2000 T-P SN

① ② ③ ④

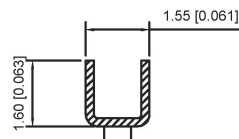
- ① Series Number
- ② Category : T-terminal
- ③ Material: P-Phosphor bronze
- ④ Plating style: SN-Bright tin plating




SECTION:A-A
SCALE:1:1



SECTION:B-B
SCALE:1:1



SECTION:C-C
SCALE:1:1



X2000T-PSN	Phosphor Bronze	AWG#22-28	1.50mm(Max)	Stamping Before Plating :30u" Ni,70u" Sn	X2000H
PARY NO	Matrial	Wire Range	Insulation O.D.	Finish	Suitable XKB Terminal

广东星坤科技股份有限公司

生效

ΔX	日期
ΔX	日期
ΔX	日期
MARK	DESCRIPTION

文件工程章

REVISIONS

www.xk-dg.cn www.helloxkb.com www.helloxkb.cn

ANGLAR	±5°
L ≤ 4	±0.2
4 < L ≤ 16	±0.3
16 < L ≤ 63	±0.4
L > 63	±0.5

UNSPECIFIED TOLERANCES

DSND	DATE	SCALE: N/A	MODEL TYPE: X2000T-PSN
DWN	DATE	VIEW:	PART NO.: 2.0mm Crimp Style Connectors
CHKD	DATE	UNIT: mm/in	DWG NO.:
APPD	DATE	SIZE: A4	
XKB INDUSTRIAL PRECISION CO., LIMITED			WEIGHT 1.0g
			SHEET 1/1
			REVISION A0