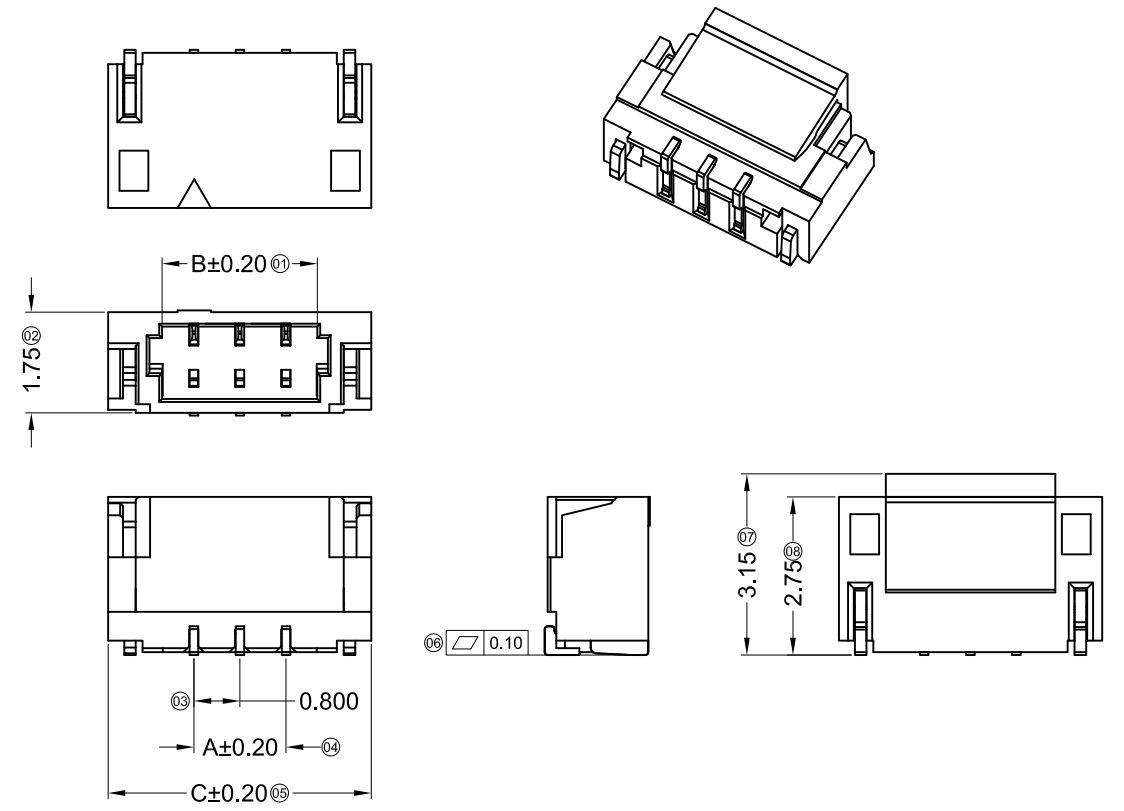


**Specifications :**


- Voltage rating: 30V AC / DC
- Current rating: 0.5A AC / DC
- Withstanding voltage: 200V AC/minute
- Temperature range: -25°C~+85°C
- Insulation resistance: ≥100MΩ
- Contact resistance: ≤20mΩ
- After environmental testing: ≤40mΩ

**X0800WVS-XXX-LPXXXX**

- ① Series No.  
 ② Category: W-wafer  
 ③ Welding Board Angle: V-180°  
 ④ Welding Way: S-SMT  
 ⑤ Row No.-Pin No. XX-Single row  
 ⑥ Plug the Pin & Special NO.: HF-Halogen free  
 ⑦ Material: LP-LCP 94V-0  
 ⑧ Planting Category: V01:All Gold-Flash ;  
 SN-Bright tin plating  
 ⑨ Color: Blank-natural color ; BK-black



Poles	Dimensions (mm)			Poles	Dimensions (mm)		
	A	B	C		A	B	C
02	0.80	1.90	3.78	12	8.80	9.90	11.78
03	1.60	2.70	4.58	13	9.60	10.70	12.58
04	2.40	3.50	5.38	14	10.40	11.50	13.38
05	3.20	4.30	6.18	15	11.20	12.30	14.18
06	4.00	5.10	6.98	16	12.00	13.10	14.98
07	4.80	5.90	7.78	17	12.80	13.90	15.78
08	5.60	6.70	8.58	18	13.60	14.70	16.58
09	6.40	7.50	9.38	19	14.40	15.50	17.38
10	7.20	8.30	10.18	20	15.20	16.30	18.18
11	8.00	9.10	10.98				



X0800WVS-XXHF-LPV01BK	PA6T UL 94V-0 Black (Halogen-free)	Phosphor Bronze	Gold-Flash	Brass	Gold-Flash	X0800H
X0800WVS-XXHF-LPSNBK	PA6T UL 94V-0 (Halogen-free)		Gold-Flash		Gold-Flash	
X0800WVS-XXHF-LPSN	LCP UL 94V-0 Halogen-free		Gold-Flash		Gold-Flash	
X0800WVS-XXHF-LPV01			Tin-Plated		Tin-Plated	
PART NO	Material	Material(Pin)	Finish(Pin)	Material (Solder Tabs)	Finish (Solder Tabs)	Suitable XKB Terminal

For and on behalf of  
**XKB INDUSTRIAL PRECISION CO., LIMITED**  
 香港星坤工業精密有限公司

MARK	DESCRIPTION	DATE	REVISED	APPROVED	UNSPECIFIED TOLERANCES
△ X					ANGULAR ±5°
△ X					L ≤ 4 ±0.2
△ X					4 < L ≤ 16 ±0.3
					16 < L ≤ 63 ±0.4
					L > 63 ±0.5

DSND	DATE	SCALE: N/A	MODEL TYPE:
DWN	DATE	VIEW:	PART NO.:
CHKD	DATE	UNIT: mm	0.80 mm IDC Style Connectors
APPD	DATE	SIZE: A4	DWG NO.:
			WEIGHT 1.0g
			SHEET 1/1
			REVISION A0

Authorized Signature(s)

**XKB INDUSTRIAL PRECISION CO., LIMITED**

**Specifications :**

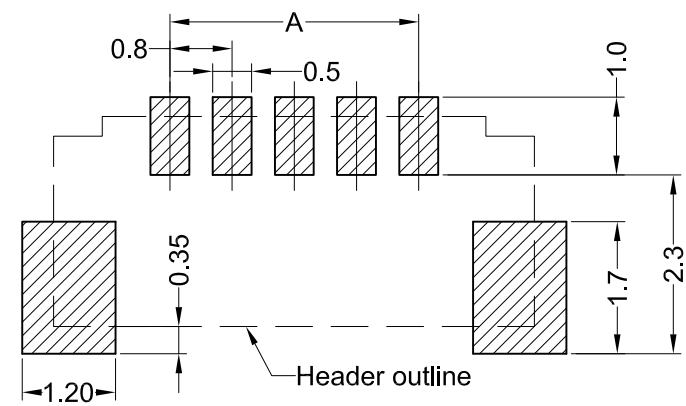
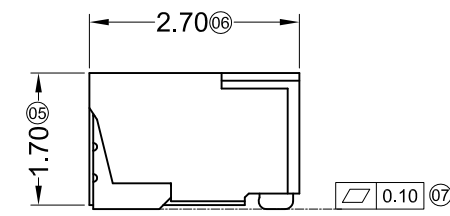
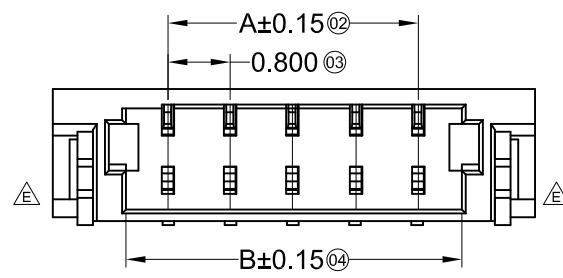
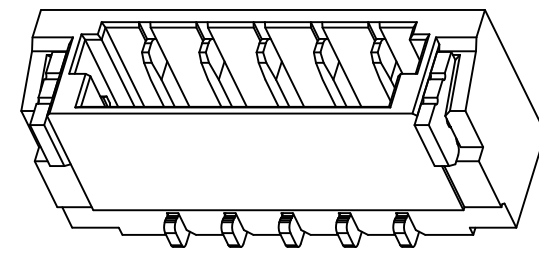
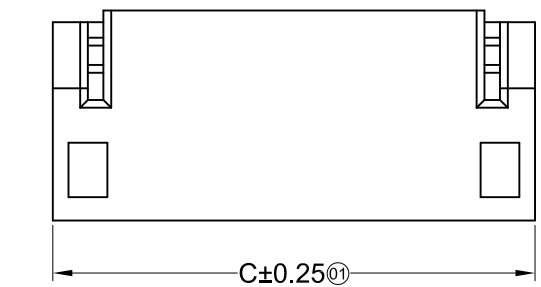
- Voltage rating: 30V AC / DC
- Current rating: 0.5A AC / DC
- Withstanding voltage: 200V AC/minute
- Temperature range: -25°C~+85°C
- Insulation resistance: ≥100MΩ
- Contact resistance: ≤20mΩ
- After environmental testing: ≤30mΩ

**X0800WRS-XXX-LPXXXX**

- ① Series No.  
 ② Category: W-wafer  
 ③ Welding Board Angle: R-90°  
 ④ Welding Way: S-SMT  
 ⑤ Row No. -Pin No. XX-Single row  
 ⑥ Plug the Pin & Special NO.: HF-Halogen free  
 ⑦ Material: LP-LCP 94V-0  
 ⑧ Planting Category: V01:All Gold-Flash ;  
 SN-Bright tin plating  
 ⑨ Color: Blank-natural color ; BK-black

Poles	Dimensions(mm)			Poles	Dimensions(mm)		
	A	B	C		A	B	C
02	0.80	1.90	3.78	12	8.80	9.90	11.78
03	1.60	2.70	4.58	13	9.60	10.70	12.58
04	2.40	3.50	5.38	14	10.40	11.50	13.38
05	3.20	4.30	6.18	15	11.20	12.30	14.18
06	4.00	5.10	6.98	16	12.00	13.10	14.98
07	4.80	5.90	7.78	17	12.80	13.90	15.78
08	5.60	6.70	8.58	18	13.60	14.70	16.58
09	6.40	7.50	9.38	19	14.40	15.50	17.38
10	7.20	8.30	10.18	20	15.20	16.30	18.18
11	8.00	9.10	10.98				

X0800WRS-XXHF-LPV01BK	PA6T UL 94V-0 Black (Halogen-free)	Phosphor Bronze	Gold-Flash	Brass	Gold-Flash	X0800H
X0800WRS-XXHF-LPSNBK	PA6T UL 94V-0 (Halogen-free)		Gold-Flash		Gold-Flash	
X0800WRS-XXHF-LPSN	LCP UL 94V-0 Halogen-free		Gold-Flash		Gold-Flash	
X0800WRS-XXHF-LPV01			Tin-Plated		Tin-Plated	
PART NO	Material	Material(Pin)	Finish(Pin)	Material (Solder Tabs)	Finish (Solder Tabs)	Suitable XKB Terminal



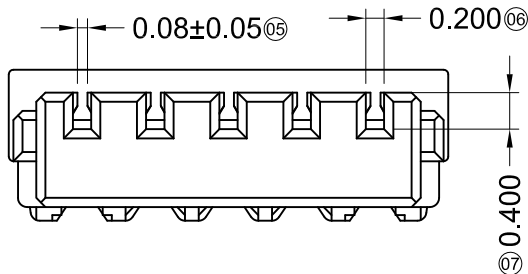
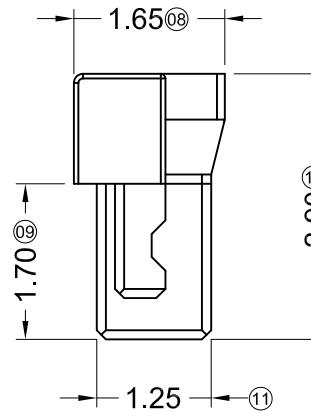
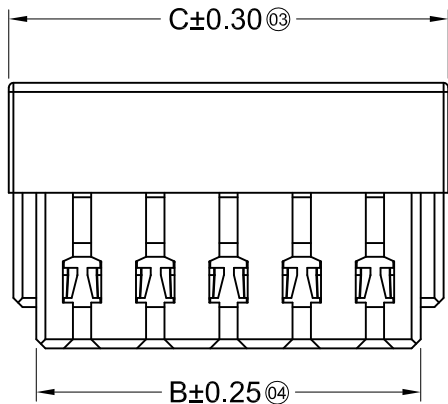
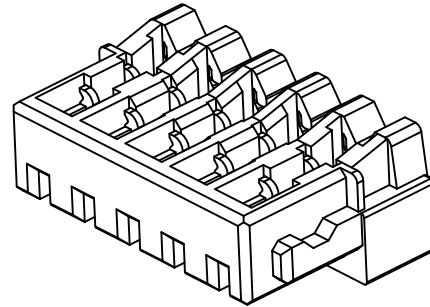
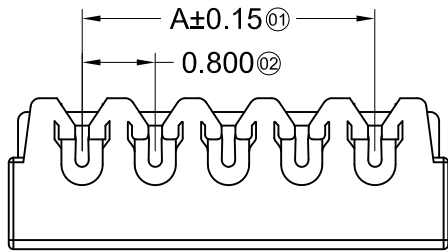
For and on behalf of  
**XKB INDUSTRIAL PRECISION CO., LIMITED**  
 香港星坤工業精密有限公司

△ X					ANGULAR	± 5°
△ X					L ≤ 4	± 0.2
△ X					4 < L ≤ 16	± 0.3
△ X					16 < L ≤ 63	± 0.4
MARK	DESCRIPTION	DATE	REVISED	APPROVED	L > 63	± 0.5

DSND	DATE	SCALE: N/A	MODEL TYPE:
DWN	DATE	VIEW:	PART NO.:
CHKD	DATE	UNIT: mm	0.80mm IDC Style Connectors
APPD	DATE	SIZE: A4	DWG NO.:

REVISIONS		UNSPECIFIED TOLERANCES		<b>XKB INDUSTRIAL PRECISION CO., LIMITED</b>			WEIGHT	SHEET	REVISION
							1.0g	1/1	A0

Authorized Signature(s)



### Specifications :

- Voltage rating: 30V AC / DC
- Current rating: 0.5A AC / DC
- Withstanding voltage: 200V AC/minute
- Temperature range: -25°C~+85°C
- Insulation resistance: ≥100MΩ
- Contact resistance: ≤20mΩ
- After environmental testing: ≤40mΩ

X0800 H I - XX X - N0 HF

(1) (2)(3) (4) (5) (6) (7)

- (1) Series No.
- (2) Category: H-HSG
- (3) Welding Board Angle: I-HSG+hardware
- (4) Row No.-Pin No.: XX-Single row
- (5) Plug the Pin & special No. G-Gold Plating
- (6) Material : N0-PA66 94V-0
- (7) HF-Halogen free

Poles	Dimensions(mm)			Poles	Dimensions(mm)		
	A	B	C		A	B	C
02	0.80	1.78	2.40	12	8.80	9.78	10.40
03	1.60	2.58	3.20	13	9.60	10.58	11.20
04	2.40	3.38	4.00	14	10.40	11.38	12.00
05	3.20	4.18	4.80	15	11.20	12.18	12.80
06	4.00	4.98	5.60	16	12.00	12.98	13.60
07	4.80	5.78	6.40	17	12.80	13.78	14.40
08	5.60	6.58	7.20	18	13.60	14.58	15.20
09	6.40	7.38	8.00	19	14.40	15.38	16.00
10	7.20	8.18	8.80	20	15.20	16.18	16.80
11	8.00	8.98	9.60				

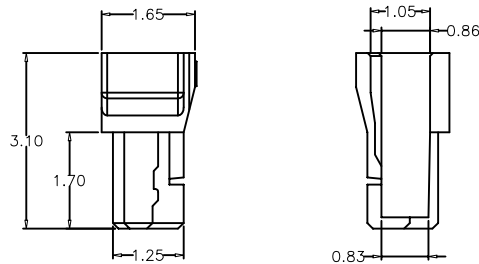
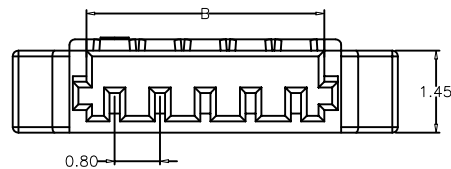
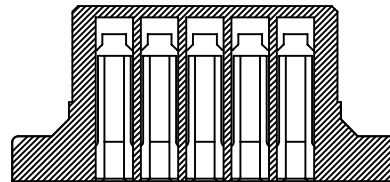
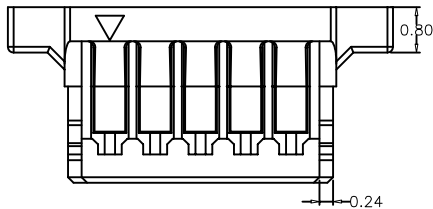
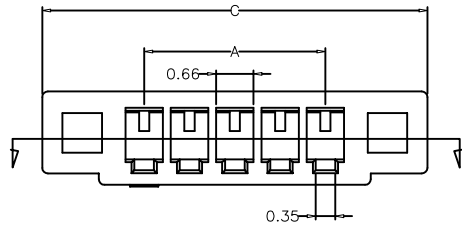
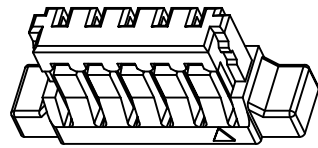
X0800HI-XX-N0HF	PA66 UL 94V-0 Halogen Free	AWG#32-36	0.39mm(Max)	Phosphor Bronze	Tin-Plated	X0800W
PART NO	Material	Wire Range	Insulation O.D.	Material(Terminal)	Finish(Terminal)	Suitable XKB Terminal

For and on behalf of  
**XKB INDUSTRIAL PRECISION CO., LIMITED**  
 香港星坤工業精密有限公司

△ X					ANGULAR	± 5°
△ X					L ≤ 4	± 0.2
△ X					4 < L ≤ 16	± 0.3
△ X					16 < L ≤ 63	± 0.4
MARK	DESCRIPTION	DATE	REVISED	APPROVED	L > 63	± 0.5
					UNSPECIFIED TOLERANCES	

DSND		DATE		SCALE: N/A	MODEL TYPE:
DWN		DATE		VIEW:	PART NO.:
CHKD		DATE		UNIT: mm	0.80mm IDC Style Connectors
APPD		DATE		SIZE: A4	DWG NO.:
				<b>XKB INDUSTRIAL PRECISION CO., LIMITED</b>	WEIGHT
					1.0g
					SHEET
					1/1
					REVISION
					A0

Authorized Signature(s)



### Specifications :

- Voltage rating: 30V AC / DC
- Current rating: 0.5A AC / DC
- Withstanding voltage: 200V AC/minute
- Temperature range: -25°C~+85°C
- Insulation resistance:  $\geq 100M\Omega$
- Contact resistance:  $\leq 20m\Omega$
- After environmental testing:  $\leq 40m\Omega$

X0800 H - XX - 46 HF

① ② ③ ④ ⑤

- ① Series No.
- ② Category: H-HSG
- ③ Row No.-Pin No.: XX-Single row
- ④ Material : 46-PA46 94V-0
- ⑤ HF-Halogen free

Poles	Dimensions(mm)			Poles	Dimensions(mm)		
	A	B	C		A	B	C
02	0.80	1.80	4.40	12	8.80	9.80	12.40
03	1.60	2.60	5.20	13	9.60	10.60	13.20
04	2.40	3.40	6.00	14	10.40	11.40	14.00
05	3.20	4.20	6.80	15	11.20	12.20	14.80
06	4.00	5.00	7.60	16	12.00	13.00	15.60
07	4.80	5.80	8.40	17	12.80	13.80	16.40
08	5.60	6.60	9.20	18	13.60	14.60	17.20
09	6.40	7.40	10.00	19	14.40	15.40	18.00
10	7.20	8.20	10.80	20	15.20	16.20	18.80
11	8.00	9.00	11.60				

X0800H-XX-46HF	PA46 UL 94V-0 Halogen Free	AWG#32-36	0.39mm(Max)	Phosphor Bronze	Tin-Plated	X0800W
PART NO	Material	Wire Range	Insulation O.D.	Material(Terminal)	Finish(Terminal)	Suitable XKB Terminal

For and on behalf of  
**XKB INDUSTRIAL PRECISION CO., LIMITED**  
 香港星坤工業精密有限公司

△ X					ANGULAR	±5°
△ X					L ≤ 4	±0.2
△ X					4 < L ≤ 16	±0.3
MARK	DESCRIPTION	DATE	REVISED	APPROVED	16 < L ≤ 63	±0.4
					L > 63	±0.5

REVISIONS  
 Authorized Signature(s)

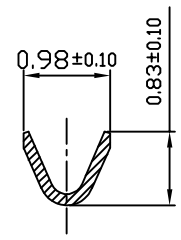
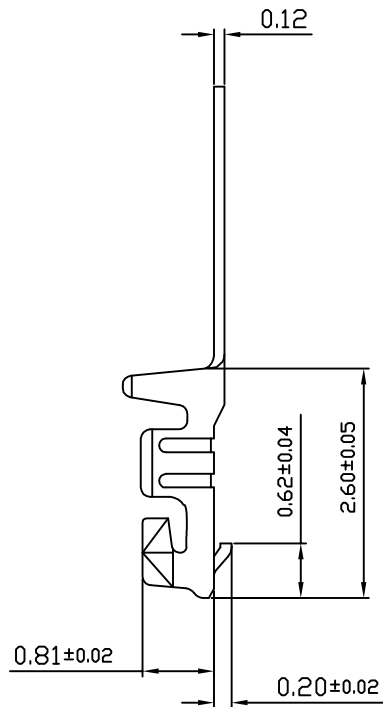
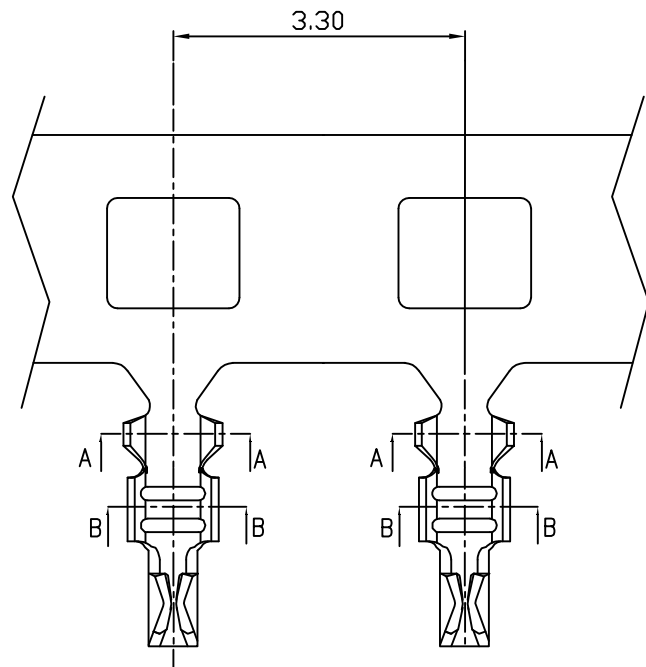
DSND		DATE		SCALE: N/A	MODEL TYPE: X0800H-XX-46HF		
DWN		DATE		VIEW:	PART NO.:		
CHKD		DATE		UNIT: mm	0.80mm IDC Style Connectors		
APPD		DATE		SIZE: A4	DWG NO.:		
					WEIGHT	SHEET	REVISION
					1.0g	1/1	A0

**XKB INDUSTRIAL PRECISION CO., LIMITED**

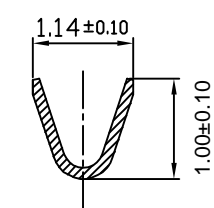
1 2 3 4 5 6 7 8

A  
B  
C  
D  
E  
F

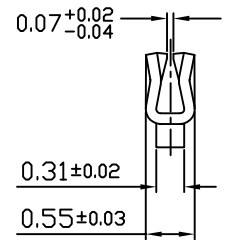
A  
B  
C  
D  
E  
F



SECTION: B-B



SECTION: A-A



- Specifications :**
- Voltage rating: 30V AC / DC
  - Current rating: 0.5A AC / DC
  - Withstanding voltage: 200V AC/minute
  - Temperature range: -25°C~+85°C
  - Insulation resistance: ≥100MΩ
  - Contact resistance: ≤20mΩ
  - After environmental testing: ≤40mΩ

**X0800 T - P XXX**

- ① ② ③ ④
- ① Series Number
  - ② Category: T-terminal
  - ③ Material: P-Phosphor bronze
  - ④ SN-Bright NI:30-50u'' SN:70-120u''  
V01-All Gold Flash

X0800T-PSN	High conductive Brass	AWG#32-36	0.39mm(Max)	Phosphor Bronze	Tin-Plated	X0800W
X0800T-PV01						
PART NO	Material	Wire Range	Insulation O.D.	Material(Terminal)	Finish(Terminal)	Suitable XKB Terminal

For and on behalf of  
**XKB INDUSTRIAL PRECISION CO., LIMITED**  
香港星坤工業精密有限公司

△ X						ANGULAR	±5°
△ X						L ≤ 4	±0.2
△ X						4 < L ≤ 16	±0.3
MARK						16 < L ≤ 63	±0.4
						L > 63	±0.5
						UNSPECIFIED TOLERANCES	

DSND		DATE		SCALE: N/A	MODEL TYPE: X0800T-PXXX	
DWN		DATE		VIEW:	PART NO.: 0.80mm IDC Style Connectors	
CHKD		DATE		UNIT: mm	DWG NO.:	
APPD		DATE		SIZE: A4		
				WEIGHT	SHEET	REVISION
				1.0g	1/1	A0

**XKB INDUSTRIAL PRECISION CO., LIMITED**

1 2 3 4 5 6 7 8