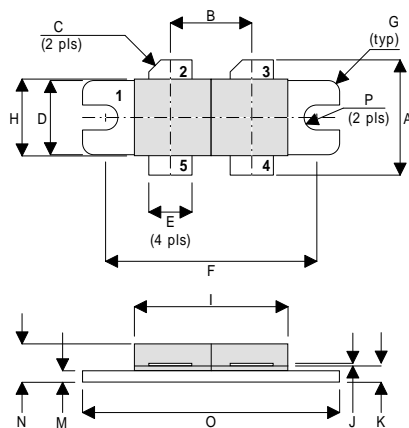


MECHANICAL DATA

**GOLD METALLISED
MULTI-PURPOSE SILICON
DMOS RF FET
150W – 28V – 500MHz
PUSH-PULL**



DR

PIN 1 SOURCE (COMMON) PIN 2 DRAIN 1
 PIN 3 DRAIN 2 PIN 4 GATE 2
 PIN 5 GATE 1

| DIM | Millimetres | Tol. | Inches | Tol. |
|-----|-------------|------|--------|-------|
| A | 19.05 | 0.50 | 0.75 | 0.020 |
| B | 10.77 | 0.13 | 0.424 | 0.005 |
| C | 45° | 5° | 45° | 5° |
| D | 9.78 | 0.13 | 0.385 | 0.005 |
| E | 5.71 | 0.13 | 0.225 | 0.005 |
| F | 27.94 | 0.13 | 1.100 | 0.005 |
| G | 1.52R | 0.13 | 0.060R | 0.005 |
| H | 10.16 | 0.13 | 0.400 | 0.005 |
| I | 22.22 | MAX | 0.875 | MAX |
| J | 0.13 | 0.02 | 0.005 | 0.001 |
| K | 2.72 | 0.13 | 0.107 | 0.005 |
| M | 1.70 | 0.13 | 0.067 | 0.005 |
| N | 5.08 | 0.50 | 0.200 | 0.020 |
| O | 34.03 | 0.13 | 1.340 | 0.005 |
| P | 1.61R | 0.08 | 0.064R | 0.003 |

FEATURES

- SIMPLIFIED AMPLIFIER DESIGN
- SUITABLE FOR BROAD BAND APPLICATIONS
- LOW C_{rss}
- SIMPLE BIAS CIRCUITS
- LOW NOISE
- HIGH GAIN – 10 dB MINIMUM

APPLICATIONS

- HF/VHF/UHF COMMUNICATIONS
from 1 MHz to 500 MHz

ABSOLUTE MAXIMUM RATINGS ($T_{case} = 25^{\circ}C$ unless otherwise stated)

| | | |
|--------------|--|--------------|
| P_D | Power Dissipation | 389W |
| BV_{DSS} | Drain – Source Breakdown Voltage * | 70V |
| BV_{GSS} | Gate – Source Breakdown Voltage * | ±20V |
| $I_{D(sat)}$ | Drain Current * | 20A |
| T_{stg} | Storage Temperature | -65 to 150°C |
| T_j | Maximum Operating Junction Temperature | 200°C |

* Per Side

Semelab Plc reserves the right to change test conditions, parameter limits and package dimensions without notice. Information furnished by Semelab is believed to be both accurate and reliable at the time of going to press. However Semelab assumes no responsibility for any errors or omissions discovered in its use. Semelab encourages customers to verify that datasheets are current before placing orders.

Semelab plc. Telephone +44(0)1455 556565. Fax +44(0)1455 552612.

Document Number 2597

E-mail: sales@semelab.co.uk Website: <http://www.semelab.co.uk>

Issue 2

ELECTRICAL CHARACTERISTICS (T_{case} = 25°C unless otherwise stated)

| Parameter | Test Conditions | Min. | Typ. | Max. | Unit |
|---------------------|---------------------------------|-----------------------|-----------------------------------|------|--------|
| PER SIDE | | | | | |
| B _V DSS | Drain–Source Breakdown Voltage | V _{GS} = 0 | I _D = 100mA | 70 | V |
| I _D DSS | Zero Gate Voltage Drain Current | V _{DS} = 28V | V _{GS} = 0 | | 4 mA |
| I _G DSS | Gate Leakage Current | V _{GS} = 20V | V _{DS} = 0 | | 1 μA |
| V _{GS(th)} | Gate Threshold Voltage* | I _D = 10mA | V _{DS} = V _{GS} | 1 | 7 V |
| g _{fs} | Forward Transconductance* | V _{DS} = 10V | I _D = 4A | 3.2 | S |
| TOTAL DEVICE | | | | | |
| G _{PS} | Common Source Power Gain | P _O = 150W | | 10 | dB |
| η | Drain Efficiency | V _{DS} = 28V | I _{DQ} = 2A | 50 | % |
| VSWR | Load Mismatch Tolerance | f = 400MHz | | 20:1 | — |
| PER SIDE | | | | | |
| C _{iss} | Input Capacitance | V _{DS} = 0 | V _{GS} = -5V f = 1MHz | | 240 pF |
| C _{oss} | Output Capacitance | V _{DS} = 28V | V _{GS} = 0 f = 1MHz | | 100 pF |
| C _{rss} | Reverse Transfer Capacitance | V _{DS} = 28V | V _{GS} = 0 f = 1MHz | | 10 pF |

* Pulse Test: Pulse Duration = 300 μs , Duty Cycle ≤ 2%

HAZARDOUS MATERIAL WARNING

The ceramic portion of the device between leads and metal flange is beryllium oxide. Beryllium oxide dust is highly toxic and care must be taken during handling and mounting to avoid damage to this area.

THESE DEVICES MUST NEVER BE THROWN AWAY WITH GENERAL INDUSTRIAL OR DOMESTIC WASTE.

THERMAL DATA

| | | |
|-----------------------|------------------------------------|-----------------|
| R _{THj-case} | Thermal Resistance Junction – Case | Max. 0.45°C / W |
|-----------------------|------------------------------------|-----------------|

Semelab Plc reserves the right to change test conditions, parameter limits and package dimensions without notice. Information furnished by Semelab is believed to be both accurate and reliable at the time of going to press. However Semelab assumes no responsibility for any errors or omissions discovered in its use. Semelab encourages customers to verify that datasheets are current before placing orders.

Semelab plc. Telephone +44(0)1455 556565. Fax +44(0)1455 552612.

E-mail: sales@semelab.co.uk Website: <http://www.semelab.co.uk>

Document Number 2597

Issue 2

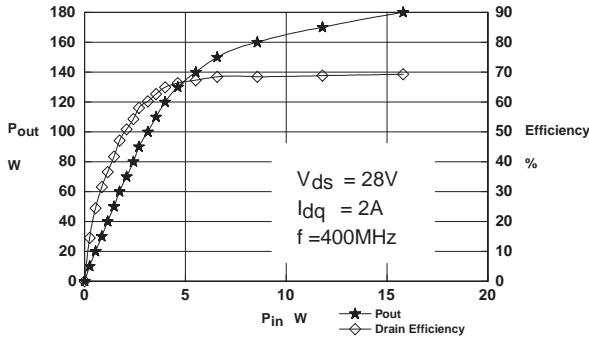


Figure 1 – Power Output and Efficiency vs. Power Input.

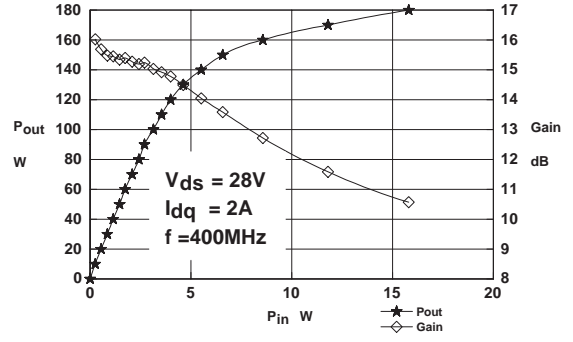


Figure 2 – Power Output & Gain vs. Power Input.

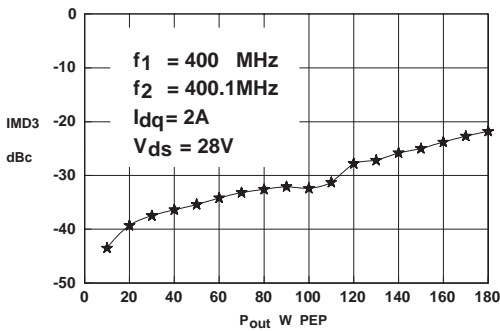


Figure 3 – IMD vs. Output Power.

D1009UK
OPTIMUM SOURCE AND LOAD IMPEDANCE

| Frequency MHz | Z _S Ω | Z _L Ω |
|------------------|---------------------|---------------------|
| 400 | 1.7 + j0.1 | 2.7 + j1 |

Typical S Parameters

! Vds=28V Idq=1A per side
MHZ S MA R 50

| !Freq !MHz | S11 | | S21 | | S12 | | S22 | |
|---------------|-------|--------|-------|-------|-------|------|--------|--------|
| | mag | ang | mag | ang | mag | ang | mag | ang |
| 20 | 0.729 | -173.6 | 20.47 | 103.6 | 0.011 | 25 | 0.557 | -172.3 |
| 30 | 0.72 | -172.9 | 20.57 | 97.4 | 0.012 | 13.7 | 0.5664 | -169.2 |
| 40 | 0.725 | -171.7 | 18.45 | 91.1 | 0.012 | 7.4 | 0.5848 | -167.8 |
| 50 | 0.745 | -171.5 | 14.74 | 85.1 | 0.011 | 3.1 | 0.6097 | -165.5 |
| 60 | 0.758 | -170.7 | 12.21 | 79.6 | 0.011 | 0.7 | 0.6365 | -164.4 |
| 70 | 0.773 | -171 | 10.35 | 75.6 | 0.01 | -1.1 | 0.6634 | -163.7 |
| 80 | 0.794 | -170.6 | 8.943 | 70.5 | 0.01 | -2.4 | 0.6935 | -163.8 |
| 90 | 0.81 | -170.6 | 7.829 | 65.7 | 0.009 | -3.2 | 0.712 | -164 |
| 100 | 0.831 | -170.9 | 6.878 | 61.9 | 0.009 | -2.6 | 0.734 | -163.6 |
| 110 | 0.841 | -171.4 | 6.107 | 58.6 | 0.008 | -2.4 | 0.7559 | -164 |
| 120 | 0.852 | -171.8 | 5.449 | 54.9 | 0.007 | -1 | 0.7685 | -164.8 |
| 130 | 0.862 | -172.1 | 4.877 | 52.4 | 0.007 | 1.9 | 0.7902 | -165.2 |
| 140 | 0.871 | -172.6 | 4.373 | 48.8 | 0.006 | 4.8 | 0.8089 | -166 |
| 150 | 0.885 | -173.1 | 3.949 | 46.1 | 0.006 | 8.8 | 0.8248 | -165.9 |
| 160 | 0.895 | -173.5 | 3.574 | 42.4 | 0.006 | 13.8 | 0.8333 | -166.9 |
| 170 | 0.901 | -174.1 | 3.246 | 40.4 | 0.005 | 19.7 | 0.8413 | -167.7 |
| 180 | 0.905 | -175.2 | 2.948 | 38.5 | 0.005 | 26.8 | 0.8512 | -168.5 |
| 190 | 0.911 | -175 | 2.688 | 36.6 | 0.005 | 35.5 | 0.8696 | -168.5 |
| 200 | 0.915 | -175.8 | 2.486 | 36 | 0.005 | 42.5 | 0.871 | -169.4 |
| 210 | 0.922 | -175.8 | 2.313 | 35 | 0.006 | 50.3 | 0.8817 | -169.4 |
| 220 | 0.933 | -176.4 | 2.16 | 33.7 | 0.006 | 56.4 | 0.8865 | -170.3 |
| 230 | 0.927 | -176.4 | 2.013 | 31.9 | 0.006 | 60.1 | 0.8966 | -171 |
| 240 | 0.93 | -177.3 | 1.866 | 29.5 | 0.007 | 62.9 | 0.8999 | -171.5 |
| 250 | 0.938 | -177.2 | 1.729 | 27.4 | 0.007 | 66.7 | 0.9096 | -171.4 |
| 260 | 0.939 | -178.4 | 1.617 | 26.1 | 0.008 | 70.8 | 0.9101 | -172.3 |
| 270 | 0.94 | -178.6 | 1.502 | 24.8 | 0.008 | 73.5 | 0.9152 | -172.5 |
| 280 | 0.942 | -179 | 1.433 | 24.5 | 0.009 | 76.7 | 0.9159 | -173 |
| 290 | 0.95 | -179.9 | 1.359 | 25.1 | 0.01 | 80.4 | 0.923 | -173.6 |
| 300 | 0.944 | -179.3 | 1.3 | 24.1 | 0.011 | 81.3 | 0.9216 | -173.9 |
| 310 | 0.951 | -179.5 | 1.238 | 22.3 | 0.012 | 81.5 | 0.9297 | -174.8 |
| 320 | 0.952 | 179.6 | 1.184 | 20.4 | 0.012 | 80.4 | 0.9345 | -174.8 |
| 330 | 0.954 | -179.9 | 1.115 | 18.3 | 0.013 | 79 | 0.9344 | -175.4 |
| 340 | 0.963 | 179.2 | 1.04 | 15.7 | 0.013 | 77.5 | 0.9394 | -175.6 |
| 350 | 0.953 | 178.9 | 0.964 | 13.8 | 0.014 | 77.5 | 0.9382 | -176.2 |
| 360 | 0.96 | 178.3 | 0.9 | 13 | 0.014 | 78.1 | 0.943 | -176.2 |
| 370 | 0.96 | 178.4 | 0.847 | 13.1 | 0.015 | 78.6 | 0.9437 | -176.8 |
| 380 | 0.96 | 177.7 | 0.802 | 13.1 | 0.015 | 79.6 | 0.9458 | -176.9 |
| 390 | 0.963 | 177.5 | 0.744 | 12.6 | 0.015 | 78.6 | 0.9475 | -177.2 |
| 400 | 0.964 | 177 | 0.704 | 16.9 | 0.015 | 82.9 | 0.9492 | -177.5 |
| 410 | 0.966 | 176.5 | 0.721 | 16.3 | 0.017 | 84 | 0.9527 | -177.3 |
| 420 | 0.964 | 176.8 | 0.704 | 14.6 | 0.018 | 83.1 | 0.9499 | -178.2 |
| 430 | 0.965 | 176.5 | 0.677 | 12.1 | 0.018 | 81.8 | 0.9556 | -178.2 |
| 440 | 0.965 | 175.6 | 0.64 | 10.3 | 0.019 | 80.5 | 0.9593 | -178.8 |
| 450 | 0.967 | 175.3 | 0.605 | 9.7 | 0.019 | 81 | 0.9546 | -179 |
| 460 | 0.968 | 175.1 | 0.576 | 8.8 | 0.019 | 81.2 | 0.9598 | -179.7 |
| 470 | 0.967 | 175.2 | 0.552 | 9.4 | 0.02 | 82.4 | 0.9599 | -179.4 |
| 480 | 0.966 | 174.8 | 0.53 | 9.7 | 0.02 | 83.6 | 0.9608 | -179.9 |
| 490 | 0.967 | 174.3 | 0.512 | 9.4 | 0.021 | 83.2 | 0.9604 | 179.8 |
| 500 | 0.967 | 173.9 | 0.503 | 9.5 | 0.022 | 83.8 | 0.9596 | 179.5 |

Semelab Plc reserves the right to change test conditions, parameter limits and package dimensions without notice. Information furnished by Semelab is believed to be both accurate and reliable at the time of going to press. However Semelab assumes no responsibility for any errors or omissions discovered in its use. Semelab encourages customers to verify that datasheets are current before placing orders.

Semelab plc. Telephone +44(0)1455 556565. Fax +44(0)1455 552612.

E-mail: sales@semelab.co.uk Website: <http://www.semelab.co.uk>

Document Number 2597

Issue 2

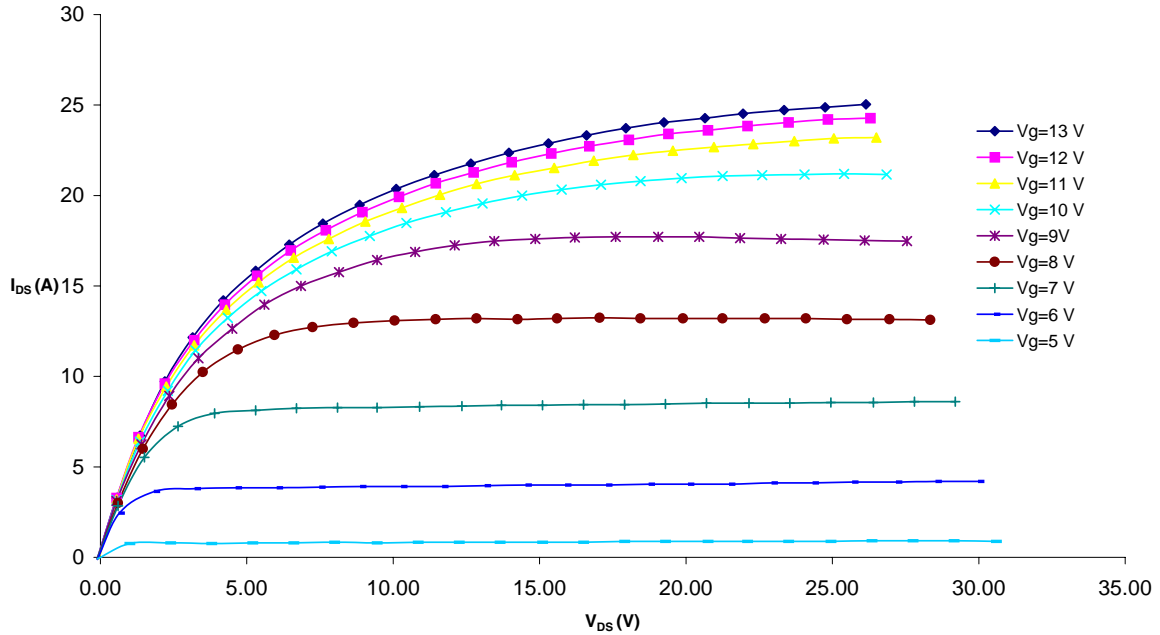


Figure 4 – Typical IV Characteristics.

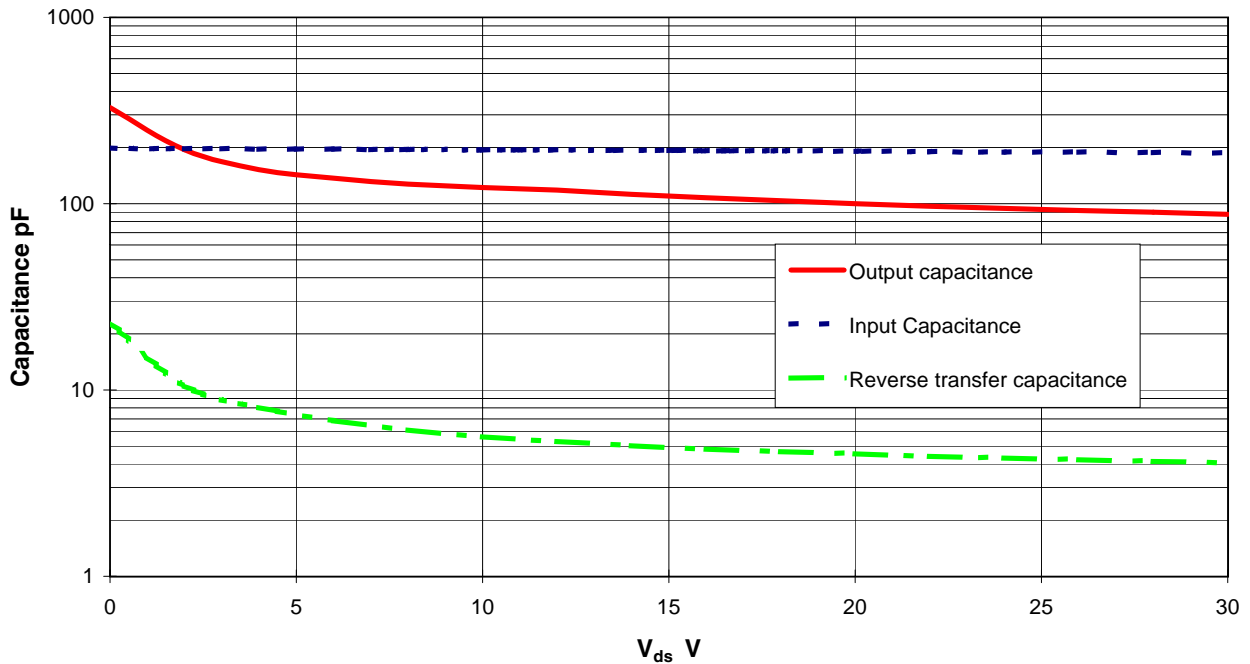
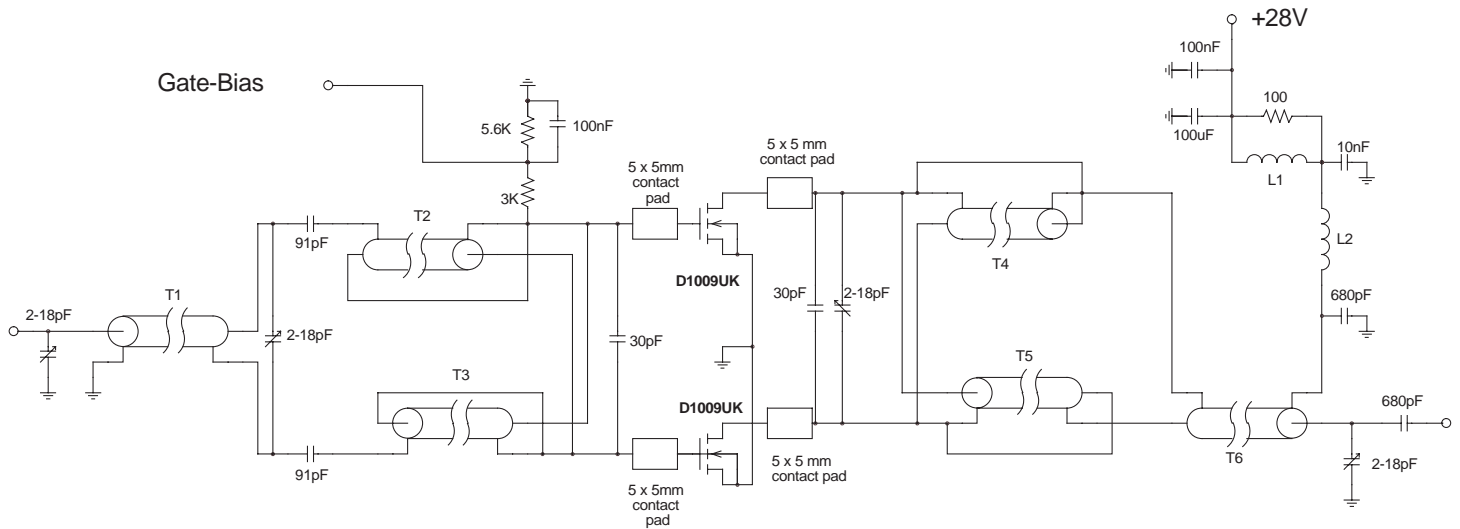


Figure 5 – Typical CV Characteristics.

Semelab Plc reserves the right to change test conditions, parameter limits and package dimensions without notice. Information furnished by Semelab is believed to be both accurate and reliable at the time of going to press. However Semelab assumes no responsibility for any errors or omissions discovered in its use. Semelab encourages customers to verify that datasheets are current before placing orders.



D1009UK TEST FIXTURE

Substrate 1.6mm PTFE/ glass, Er= 2.5
All microstrip lines W= 4.4mm

| | | |
|------|--|--|
| T1 | 12cm | 50Ω UT85 semi-rigid coax on ferrite core |
| T2,3 | 7.5cm | 15Ω UT85-15 semi-rigid coax |
| T4,5 | 7cm | 15Ω UT85-15 semi-rigid coax |
| T6 | 11cm | 50Ω UT85 semi-rigid coax on ferrite core |
| L1 | 6.5 turns 25swg enamelled copper wire on Fair-Rite FT50B-43 core | |
| L2 | 6.5 turns 25swg enamelled copper wire, 4mm internal diameter | |

Semelab Plc reserves the right to change test conditions, parameter limits and package dimensions without notice. Information furnished by Semelab is believed to be both accurate and reliable at the time of going to press. However Semelab assumes no responsibility for any errors or omissions discovered in its use. Semelab encourages customers to verify that datasheets are current before placing orders.

Semelab plc. Telephone +44(0)1455 556565. Fax +44(0)1455 552612.

E-mail: sales@semelab.co.uk Website: <http://www.semelab.co.uk>

Document Number 2597

Issue 2