

Sovella[®]
HUMAN WORKSPACE



QuickShip

PRODUCTS

SOVELLA BESTSELLERS READY TO SHIP IN 5 DAYS!

Sovella Best-sellers, shipped FAST

Wide variety of bench styles

- Choose from 3 frame styles: 4-leg, light motor table, or C-leg manual
- All frames are height adjustable and able to be equipped with casters
- Standard light grey powder-coated ESD paint

Large selection of accessories

- Accessories include: shelves, lighting, power, storage, drawers, and more!

Ready to ship in just 5 days!

- Products ship from Sovella warehouse in Canton, GA 30114



Workstations

Frame Style	Size W x D (actual top sizes)	Worksurface	Max lbs	Height (inches)	Order No
TP	48" x 30" (47.2" x 27.6")	Laminate	660	25.6"-35.4"	US-TP3048TPK
	60" x 30" (59.1" x 27.6")	Laminate	660	25.6"-35.4"	US-TP3060TPK
	72" x 30" (70.9" x 27.6")	Laminate	660	25.6"-35.4"	US-TP3072TPK
	48" x 30" (47.2" x 27.6")	ESD Laminate	660	25.6"-35.4"	US-TP3048TPKESD
	60" x 30" (59.1" x 27.6")	ESD Laminate	660	25.6"-35.4"	US-TP3060TPKESD
	72" x 30" (70.9" x 27.6")	ESD Laminate	660	25.6"-35.4"	US-TP3072TPKESD
LMT	48" x 30" (47.2" x 29.5")	Laminate	330	25.39"-45.08"	854667-41
	60" x 30" (59.1" x 29.5")	Laminate	330	25.39"-45.08"	854668-41
	72" x 30" (70.9" x 29.5")	Laminate	330	25.39"-45.08"	854669-41
	48" x 30" (47.2" x 29.5")	ESD Laminate	330	25.39"-45.08"	854667-49
	60" x 30" (59.1" x 29.5")	ESD Laminate	330	25.39"-45.08"	854668-49
	72" x 30" (70.9" x 29.5")	ESD Laminate	330	25.39"-45.08"	854669-49
Concept Manual	48" x 30" (47.2" x 29.1")	Laminate	1100	26.62"-44.34"	US-10049560P
	60" x 30" (59.1" x 29.1")	Laminate	1100	26.62"-44.34"	US-10049562P
	72" x 30" (70.9" x 29.1")	Laminate	1100	26.62"-44.34"	US-10049564P
	48" x 30" (47.2" x 29.1")	ESD Laminate	1100	26.62"-44.34"	US-10049561P
	60" x 30" (59.1" x 29.1")	ESD Laminate	1100	26.62"-44.34"	US-10049563P
	72" x 30" (70.9" x 29.1")	ESD Laminate	1100	26.62"-44.34"	US-10049565P

Order number includes frame and top.

Preconfigured Workstations with Uprights

Frame with top + single bay uprights

Frame Style	Size (W x D)	Worksurface	Uprights 53.5"H	Order No
TP	48" x 30"	Laminate	Single Bay	14-CTP910-41
	60" x 30"	Laminate	Single Bay	14-CTP911-41
	72" x 30"	Laminate	Single Bay	14-CTP912-41
	48" x 30"	ESD Laminate	Single Bay	14-CTP910-49
	60" x 30"	ESD Laminate	Single Bay	14-CTP911-49
	72" x 30"	ESD Laminate	Single Bay	14-CTP912-49
LMT	48" x 30"	Laminate	Single Bay	14-C85441316
	60" x 30"	Laminate	Single Bay	14-C85441317
	72" x 30"	Laminate	Single Bay	14-C85441318
	48" x 30"	ESD Laminate	Single Bay	14-C85449316
	60" x 30"	ESD Laminate	Single Bay	14-C85449317
	72" x 30"	ESD Laminate	Single Bay	14-C85449318
Concept Manual	48" x 30"	Laminate	Single Bay	14-C10041396
	60" x 30"	Laminate	Single Bay	14-C10041397
	72" x 30"	Laminate	Single Bay	14-C10041398
	48" x 30"	ESD Laminate	Single Bay	14-C10049396
	60" x 30"	ESD Laminate	Single Bay	14-C10049397
	72" x 30"	ESD Laminate	Single Bay	14-C10049398



Shown above: TP bench with single bay uprights
Order No. 14-CTP911-41

Frame with top + double bay uprights

Frame Style	Size (W x D)	Worksurface	Uprights 53.5"H	Order No
TP	60" x 30"	Laminate	Double Bay	14-CTP915-41
	72" x 30"	Laminate	Double Bay	14-CTP916-41
	60" x 30"	ESD Laminate	Double Bay	14-CTP915-49
	72" x 30"	ESD Laminate	Double Bay	14-CTP916-49
Concept Manual	60" x 30"	Laminate	Double Bay	14-C10041434
	72" x 30"	Laminate	Double Bay	14-C10041435
	60" x 30"	ESD Laminate	Double Bay	14-C10049434
	72" x 30"	ESD Laminate	Double Bay	14-C10049435

*Double Bay upright modules not compatible with LMT workstations.



Shown above: TP bench with double bay uprights
Order No. 14-CTP915-41



See pages 4-6 for QuickShip accessories! See Sovella full line product catalog for additional Sovella accessories available for standard delivery.

Customize, personalize and reconfigure – it's easy!

Well-chosen accessories optimize workstation functionality and increase usability. When a workstation is well-organized and well-equipped, workflow becomes easier and more efficient, improving ergonomics and making it easier to keep tools in place.

Below are some of Sovella's in-stock and ready to ship accessories!



Slotted uprights are the basic element for accessorizing Sovella tables. Accessories are attached to Sovella tables with the aid of slotted upright modules. The uprights are attached to the back of the table.

1 Slotted upright modules (Concept, TP)

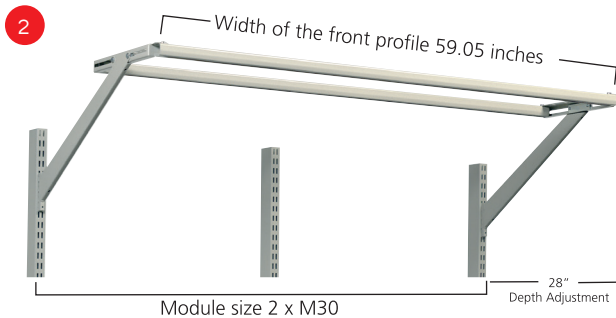
Size	Order No
	h = 42.32"
1 x M48	US-9074901P
1 x M60	US-9074908P
1 x M72	US-9074909P
2 x M30	US-90349001P
2 x M36	US-90449001P

h = module's height attached from the worksurface

*Double Bay upright modules not compatible with LMT workstations.

LMT slotted upright modules


Size	Order No
	h = 40.375"
1 x M48	US-854925-49
1 x M60	US-854924-49
1 x M72	US-854928-49



2 Light/balancer rail

Module	Width	Max lbs	Order No
M48	47.24"	33	US-91849010P
M60	59.05"	33	US-91849006P
M72	70.86"	33	US-91849008P

Accessories



3 LED Lighting

Description	Size	Order No
24" Dual Intensity LED, balancer rail	22.44" x 1.26" x 1.81"	14-95035151
36" Dual Intensity LED, balancer rail	33.46" x 1.26" x 1.81"	14-95035152
48" Dual Intensity LED, balancer rail	44.48" x 1.26" x 1.81"	14-95035153
24" Dual Intensity LED, magnetic	22.44" x 1.26" x 1.81"	14-95035154
36" Dual Intensity LED, magnetic	33.46" x 1.26" x 1.81"	14-95035155
48" Dual Intensity LED, magnetic	44.48" x 1.26" x 1.81"	14-95035156

4 Steel equipment shelf

Module	size W x D inches	max lbs	Order No
M48	45.94 x 11.81	176	US-854480-49
M60	57.75 x 11.81	176	US-854481-49
M72	69.80 x 11.81	176	US-854482-49

5 Steel shelf, with lip, 0° or 20° angle

Module	size W x D inches	max lbs	Order No
M30	28.34 x 11.81	110	US-836028-49
M36	34.25 x 11.81	110	US-852283-49

6 Bin rails (bins sold separately)

module	W x H inches	max lbs	Order No
M30	29.21 x 3.54	110	US-859151-49
M36	35.23 x 3.54	110	US-859152-49
M48	47.04 x 3.54	110	US-859157-49
M60	58.89 x 3.54	110	US-859154-49
M72	70.66 x 3.54	110	US-859155-49

7 Horizontal Power rail

Description	Order No
M30 Bin rail w/6 outlet power	14-9114905
M36 Bin rail w/6 outlet power	14-9114910
M48 Bin rail w/6 outlet power	14-9114915
M60 Bin rail w/6 outlet power	14-9114919
M72 Bin rail w/6 outlet power	14-9114923

8 Vertical Power Rail

Description	Order No
6 outlet power bar with clamp	14-9114928

9 LCD Arms

Description	Size	Max lbs	Order No
LCD holder with double arm (Vesa 75/100)		33	US-93049002P

10 Footrests

Description	Order No
Footrest with massage roller	JT2
ESD Footrest with massage roller	JT2ESD

11 Casters

Description	Order No
Caster Set Ø 3.93" ESD (2 - locking, 2 - non-locking)	860429-00
Caster Set Ø 3.93" nonESD (2 - locking, 2 - non-locking)	834734-00

Accessories, Bins

Stacking bins

Our stacking bins have been designed for daily use in stores, production facilities and warehouses. These bins have been designed to fit all standard shelves, paternosters and industrial workstations. Bins of the same width stack securely, even if they are of different lengths. Straight sides ensure an efficient use of space.

Stacking bin sets

Description	Order No
4 Stacking bins, blue (6.5" x 4.13" x 2.95")	SBS4-1015-6
4 stacking bins, blue	SBS4-2
(2) 1525-6 (9.84"x5.87"x5.12")	
(2) 1520-6 (7.56"x5.87"x4.13")	
4 ESD Stacking bins, black (6.5" x 4.13" x 2.95")	SBS4-1015-4ESD
4 ESD stacking bins, black	SBS4-2ESD
(2) 1525-4ESD (9.84"x5.87"x5.12")	
(2) 1520-4ESD (7.56"x5.87"x4.13")	

*Order No includes 4 bins. Individual bins available with standard delivery time.

Stacking bins on the bin rail

Bin rail	M30	M36	M48	M60	M72
1015	7	8	11	14	17
1520	5	6	8	10	12
1525	5	6	8	10	12



Shelf bins


Shelf bins are designed to fit all standard shelves, cabinets and industrial workstations.

Bins of the same width stack securely, even if they are of different lengths. Straight sides ensure an efficient use of space, and the bins are available in several bright colors to facilitate product identification. Each drawer comes with a label and protective cover.

Shelf bin sets

Description	Order No
6 Shelf bins, blue (11.81" x 3.62" x 3.23")	SBS6-3010-6
6 Shelf bins, blue (11.81" x 5.20" x 3.94")	SBS6-3015-6
6 Shelf bins, blue (11.81" x 7.32" x 3.23")	SBS6-3020-6
6 ESD Shelf bins, black (11.81" x 3.62" x 3.23")	SBS6-3010-4ESD
6 ESD Shelf bins, black (11.81" x 5.20" x 3.94")	SBS6-3015-4ESD
6 ESD Shelf bins, black (11.81" x 7.32" x 3.23")	SBS6-3020-4ESD

*Order No includes 6 bins. Individual bins available with standard delivery time.



Visit us online for more information on Sovella QuickShip products, as well as our full line of workstation products. sovella.com/quickship

Terms and Conditions

QuickShip only available for item numbers listed in this brochure. Shipping method must be specified at the time of order. QuickShip products are ready to ship in five days. Sovella is not responsible for delayed pickups by freight company. Ship time may vary for large orders over 10 benches.

Freight is FOB shipping point, Canton, GA. Freight will be pre-paid and added to the invoice or freight collect according to your written instructions. We will coordinate shipments with your representatives. If the job site is not ready to accept shipments at the time scheduled, we will not be responsible for moving material in or out of storage or other job site locations and any costs incurred. **"FOB shipping point"** indicates the buyer pays shipping cost to the end user, and takes responsibility for the goods when the goods leave the Sovella's premises or the premises of the Sovella subcontractor when drop shipping direct from the Sovella subcontractor to the end user.

All material is shipped knocked-down unless otherwise noted. Assembly and installation is not included.

Receipt of goods must be inspected and inventoried. Any shortage must be reported in writing within **48 hours**. Sovella's freight terms are FOB Canton, GA. Any freight damage should be noted on the freight bill at the time of receipt. Claims should be reported to the freight company directly as soon as possible. Sovella will assist in the claims process but cannot file the claims.

Return policy; All returned goods require a RMA number (Return Merchandise Authorization) issued by Sovella, Inc. prior to the return of any goods. **All Requests for return authorization must be within 60 days of original invoice.** All returns should be packaged so that it is returned in re-sellable condition; returned freight prepaid. Upon receipt and inspection of product, Sovella, inc. will issue an 80% credit against applicable invoice if product is deemed re-sellable. Custom or non-standard products may not be returned.

Authorization of partial shipments requires written approval from the distributor and acceptance by Sovella, Inc.

Terms are NET 30 days from the date of invoice.

Warranty: Steel construction and weldments, (5) five years from date of shipment. Mechanical cranks, fixtures and devices, (1) one year from date of shipment. Electrical motors, fixtures, and devices, (1) one year from date of shipment. All in accordance with established Sovella warranty statements.

All products are Sovella gray (RAL 7035) in color unless otherwise noted.

All items noted with ESD properties are guaranteed to meet ESD requirements specified in the IEC-61340-5-1 standard. Connection, grounding, any local requirements and verification of same is the responsibility of the end user.

Sovella will not accept any contract or agreement that contains any penalties or liquidated or actual damages.

All orders are subject to credit approval by Sovella, Inc.

Any order under our \$100.00 minimum will be subject to a \$25.00 handling fee. Spare parts excluded.

Packaging

Sovella takes pride in protecting our shipments from damage. Shipments are carefully packed to ensure shipments are received damage-free. Upon shipping, "DO NOT STACK" cones are placed on top of the boxes. A photograph of the shipment is placed on the outside of the package to display the state of the shipment as it is shipped. The photograph provides photo proof to the receiver as to the state of the shipment upon departure from origin.

CONTACT INFORMATION

Sovella, Inc. a wholly
owned subsidiary of **TRESTON**

USA HEADQUARTERS

Sovella, Inc.
156 Bluffs Court
Canton, GA 30114
Tel. +1 770 721 7980
+1 800 437 6772
Fax +1 770 720 6584
infousa@sovella.com
www.sovella.com

HEADQUARTERS

Treston Oy
Sorakatu 1
20730 Turku
Tel. +358 10 4469 11
Fax +358 10 4469 789
sales@trestongroup.com
www.treston.com

FACTORIES

Treston Oy, Turku plant
Sorakatu 1
20730 Turku
Tel. +358 10 4469 11
Fax +358 10 4469 789
sales@trestongroup.com
www.treston.fi

Treston Oy, Jyväskylä plant
PO Box 33 (Sohlberginkatu 10)
40351 Jyväskylä
Tel. +358 10 4469 11
Fax +358 10 4469 290
sales@trestongroup.com
www.treston.fi

FRANCE

Treston France SARL
Z.A.C. de la Bonne Rencontre
1, voie Gallo Romaine, Quincy-Voisins
77334 Meaux Cedex
Tel. +33 1 64 17 11 11
Fax +33 1 64 17 11 10
infofr@trestongroup.com
www.treston.fr

GERMANY

Treston Deutschland GmbH
Thomas-Mann-Str. 21
22175 Hamburg
Tel. +49 40 8816 5022 - 0
Fax +49 40 8816 5022 - 10
info.de@trestongroup.com
www.treston.de

Treston Deutschland GmbH
Niederlassung Raunheim
Frankfurter Straße 101
65479 Raunheim
Tel. +49 6142 992 50
Fax +49 6142 218 75
mail.de@trestongroup.com
www.treston.de

RUSSIA

Treston Group Russia LLC
197375, Russia, Saint-Petersburg,
Marshala Novikova street 42
Tel. +7 812 677 76 20
info.ru@trestongroup.com
www.treston.com

SWEDEN

Treston AB
Tumstocksvägen 9 A
187 66 Täby
Tel. +46 8 511 791 60
Fax +46 8 511 797 60
info.se@trestongroup.com
www.treston.se

UNITED KINGDOM

Treston Ltd
Treston House
5b Bone Lane, Newbury
Berkshire, RG14 5SH
Tel. +44 1635 521521
Fax +44 1635 37452
salesuk@trestongroup.com
www.treston.com

Premium partners

BENELUX

Sovella Human Workspace BV
Mechelaarstraat 17
4903 RE Oosterhout
Tel. +31 162 454 383
Fax +31 162 434 712
infofen@humanworkspace.nl
www.humanworkspace.nl

NORWAY

Industrimøbler AS
Stålfjæra 1
0975 Oslo
Tel. +47 22 25 05 00
post@industrimobler.no
www.industrimobler.no

CHINA

Treston International Trading
(Shanghai) Ltd
15/F, Tower 2, Plaza 66
No. 1266 West Nanjing Road
Jing'an District, Shanghai 200040
Tel. +86 21 6039 8572
info@sovella.com.cn
www.sovella.com.cn (Chinese)
www.treston.com (international)

POLAND

Treston Ergona
ul. E. Orzeszkowej 6 lok. 2A
05-825 Grodzisk Mazowiecki
Tel. +48 604 11 98 64
info@ergona.pl
www.ergona.pl

Long story in short



Sovella has a long history in professional furniture design and manufacture, and well over four decades of experience in ergonomic workspace development. Our design and manufacturing facilities are located in Finland.

Thanks to our global sales network, you can receive local support and customer service anywhere in the world. We have offices in Europe and North America as well as an extensive network of selected dealers in more than 30 countries.