

LED-12W Dimming Series

Switch Mode LED Drivers

Thomas Research Products

Rev I-14-2019

Electrical Specifications

Input Voltage Range:	120-277 Vac Nom. (108-305 V Min/Max)
Frequency:	50/60 Hz Nom. (47-63 Hz Min/Max)
Power Factor:	>0.90
Inrush Current:	<10.0 Amps max @ 230 Vac, cold start 25°C
Input Current:	0.15 Amps max at 120 Vac
Maximum Power:	12W
Line Regulation:	± 3%
Load Regulation:	± 4%
THD:	≤ 20%
Hold Up Time:	Half Cycle

Protections

Over-voltage	Output
Over-current	Output
Short Circuit	Auto Recovery

Environmental Specifications

Max Case Life Temp: (5 year warranty)	68°C
Maximum Case Temp	90°C
Minimum Starting	-30°C
Storage Temperature:	-40°C to +85°C
Humidity:	5% to 95%
Cooling:	Convection
Vibration Frequency:	5 to 55 Hz/2g, 30 minutes
Sound Rating:	Class A
MTBF:	>550,000 Hours @ full load & 40°C ambient conditions per MIL-217F Notice 2
Weight:	5.8 oz (164.43 g)

- Total Power: 12 Watts
- Input Voltage: 120-277 Vac Nom.
- UL Dry & Damp Location Rated
- High Power Factor
- UL Type HL Rated for Hazardous Locations
- Constant Current, Dimming with Isolation
- Black Magic Thermal Advantage™ Plastic Housing

Dimming Standard:

0-10V & Resistance dimmable models include an extra two wires +Purple/-Gray on the output side. "-D" Compatible with most quality 0-10V wall dimmers. See page 3 for dimming specifications.

Note:

LED drivers are designed and intended to operate LED loads only. Non-LED loading may be outside the specified design limits of our LED drivers, and therefore cannot be covered by any warranty. If you desire to use our LED drivers to operate non-LED loads please contact us to discuss compatibility.



Constant Current Models

Model	Output Current (mA ±4%)	Output Voltage Range (Vdc)	Max. Output Power (W)	Typical Efficiency
LED12W-36-C0250-D	250	12-36	9	77%
LED12W-48-C0250-D	250	16-48	12	80%
LED12W-36-C0350-D	350	12-36	12.6	80%
LED12W-24-C0500-D	500	8-24	12	78%
LED12W-16-C0700-D	700	6-16	11.2	78%
LED12W-16-C0800-D	800	6-16	12.8	78%
LED12W-12-C1000-D	1000	4-12	12	77%

Class 2: US/Canada

Safety Cert.	Standard
UL/CUL	UL8750
CSA	22.2
CE	EN61347
EMC Standard	Notes
EN61000-3-2	
EN61000-3-3	Class C
FCC, 47CFR Part	Class B
EN6100-4-5	2KV L-N, 8/20 μsec Surge

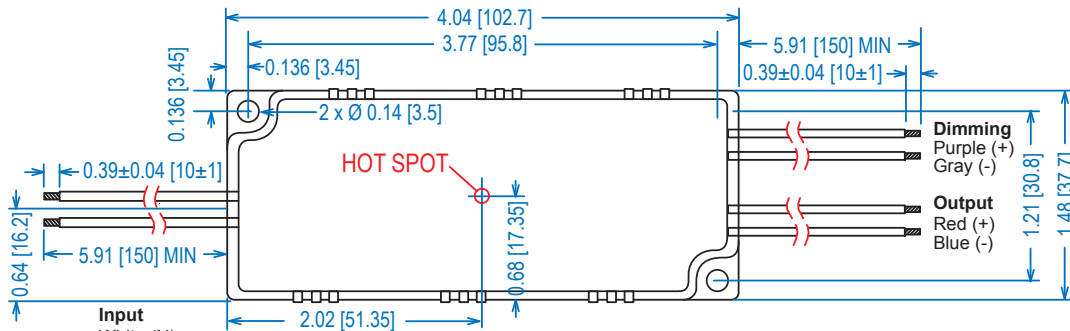
LED-12W Dimming Series

Switch Mode LED Drivers

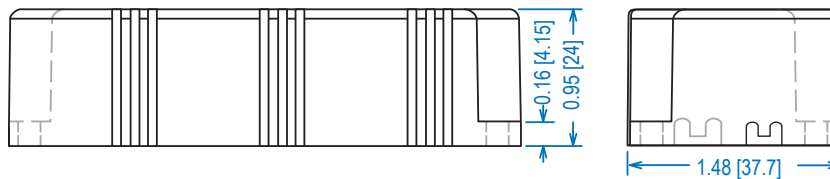


Dimensions

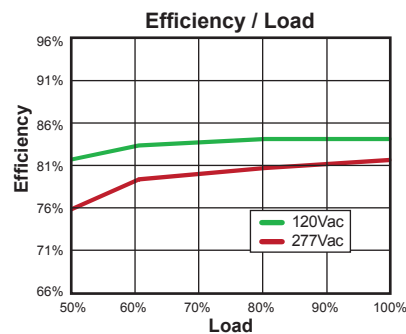
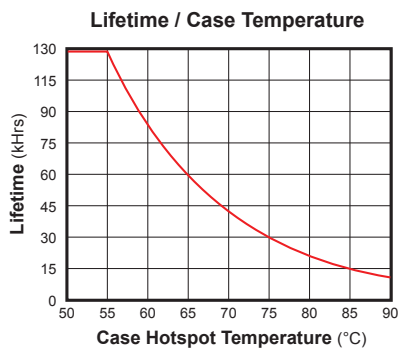
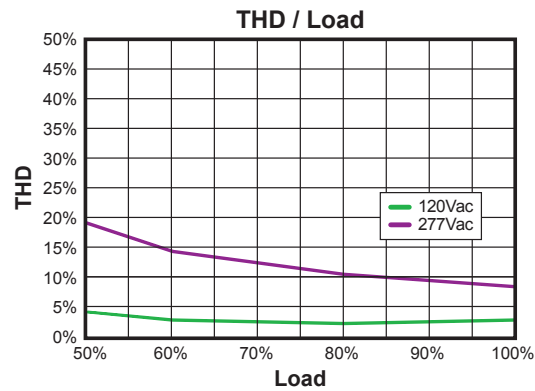
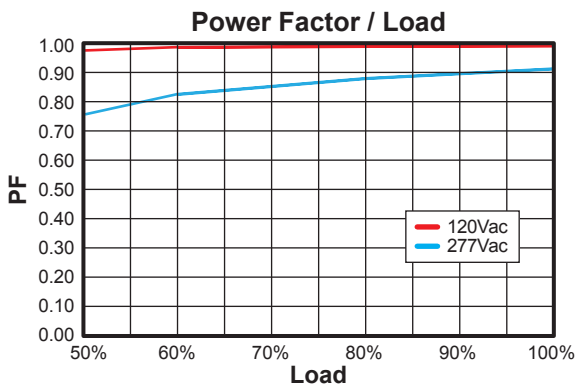
IN [mm]



WIRE SPECS:
Input Leads: 18-AWG, Rated 600V, 105°C, min.
Output Leads: 18-AWG, Rated 600V, 105°C, min.
Dimming Leads: 22-AWG, Rated 600V, 105°C.
 All wires are stranded with solder dipped ends



Power Characteristics



Note: The area under the life-temperature curve represents where the driver has highly reliable operation within specification. Driver performance may drift out of published specifications as the hours of operation exceed the curve at a given temperature. Higher operating temperatures increase the chances of a failure to function. Other electrical, mechanical and environmental factors affect driver lifetime but are not represented in this calculation.

UL Conditions of Acceptability
 See website for additional information



LED-12W Dimming Series

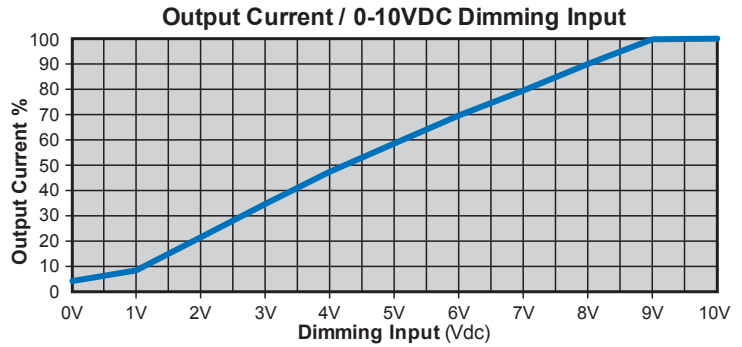
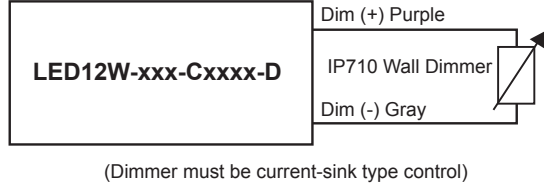
Switch Mode LED Drivers



“-D” Option: 0-10VDC and Resistance Dimming

Parameters	Minimum	Typical	Maximum
Source Current out of 0-10V Purple Wire	0 mA	—	2mA
Absolute Voltage Range on 0-10V (+) Purple Wire	-2.0V	—	+15V

Typical Dimming Circuit



Notes:

1. 0-10V dimmable version comes with an extra two wires +Purple/-Gray on the output side.
2. Compatible with most 0-10V Wall Slide dimmers and direct 0-10V analog signal. Recommended dimmer is Leviton IP710 or equivalent
3. 0-10V dimmable version output will be $\leq 10\%$ @ 0-1.0V
4. 0-10V dimmable version output will be 100% with Purple/Gray open and minimum with Purple/Gray Shorted.