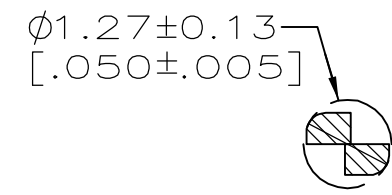
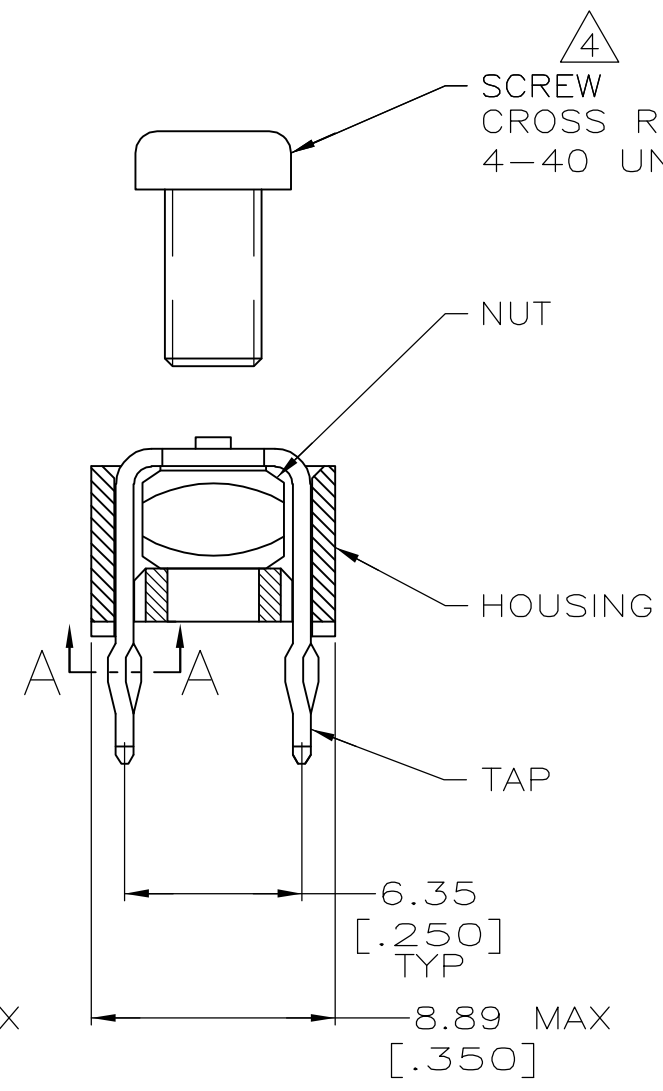
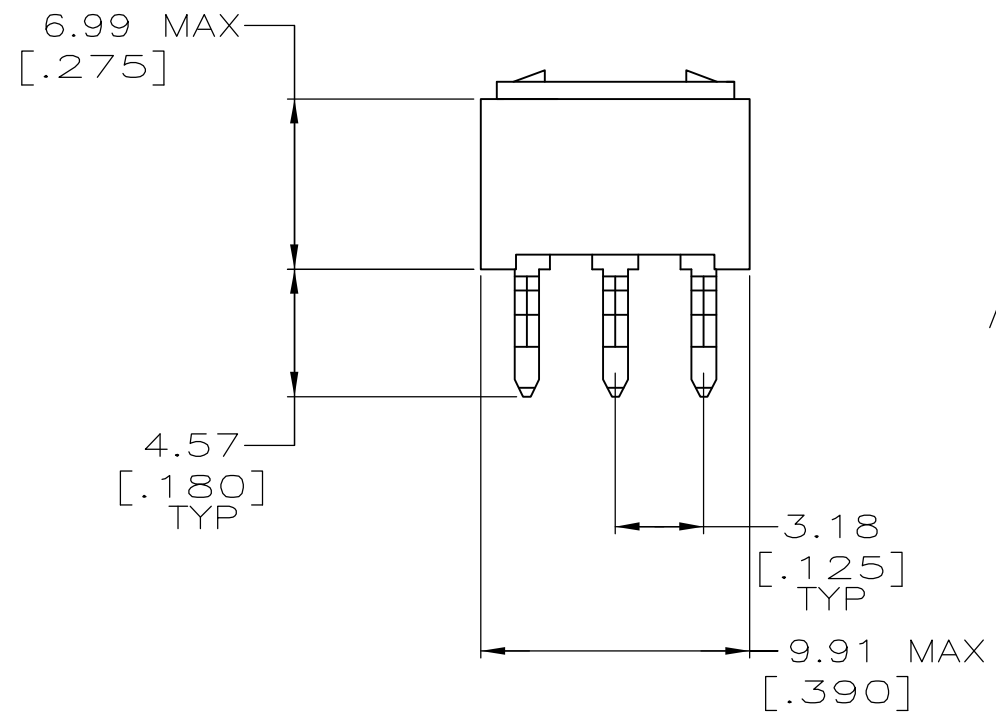


LOC		DIST		REVISIONS					
AR		36		P	LTR	DESCRIPTION	DATE	DWN	APVD
				A		REV PER EC 0S12-0573-04	05-05-05	JA	SF

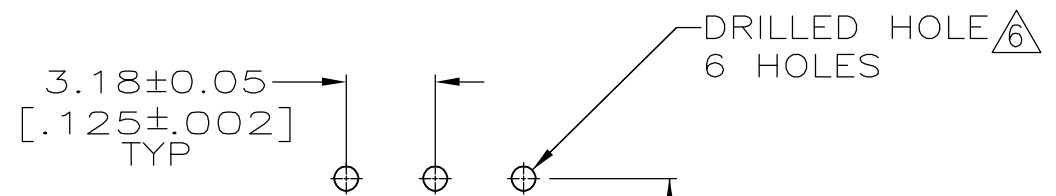


SECTION A-A  
 SCALE 10:1  
 6 PLACES



SCREW  
 CROSS RECESSED PAN HEAD  
 4-40 UNC2A X 6.35 [.250] LONG

- ① HOUSING: NYLON UL 94V-0, BLACK.  
 NUT: CARBON STEEL.  
 SCREW: STAINLESS STEEL.  
 TAP: COPPER ALLOY 735.
- ② NUT: 5.08  $\mu\text{m}$  [.000200] MIN ZINC OVER  
 1.27  $\mu\text{m}$  [.000050] MIN NICKEL.  
 TAP: 3.81  $\mu\text{m}$  [.000150] MIN MATTE TIN OVER  
 1.27  $\mu\text{m}$  [.000050] MIN NICKEL.
- 3. TO PREVENT THREAD STRIPPING, SCREW TORQUE  
 SHOULD NOT EXCEED .9Nm [8.00 IN LBS].
- ④ SUPPLIED UNASSEMBLED.
- 5. BULK PACKAGED.
- ⑥ REFERENCE APPLICATION SPECIFICATION  
 114-11000 FOR DRILL HOLE SIZES  
 AND FINISHES.



PC BOARD PATTERN

5796131-2  
 PART NUMBER

THIS DRAWING IS A CONTROLLED DOCUMENT.		DWN J. ALCORTA - DOCK5	05-05-05		<b>tyco</b> <b>Electronics</b>	Tyco Electronics Corporation Harrisburg, Pa 17105-3608			
DIMENSIONS: mm [INCHES]		CHK A. FRANTUM	05-05-05			NAME			
TOLERANCES UNLESS OTHERWISE SPECIFIED:		APVD S. FLICKINGER	05-05-05		PRODUCT SPEC				
0 PLC ± -		108-11030			APPLICATION SPEC				
1 PLC ± -		114-11000			RESTRICTED TO				
2 PLC ± 0.25 [.010]		A3 00779 C-5796131			SIZE CAGE CODE DRAWING NO				
3 PLC ± -		CUSTOMER DRAWING			SCALE 1:1 SHEET 1 OF 1 REV A				
4 PLC ± -									
ANGLES ± 2°									
MATERIAL ①	FINISH ②								