



# DISCRETE MAGNETICS FOR INDUSTRIAL ETHERNET

TE's Industrial discrete magnetics enable extra design flexibility in designing Ethernet Interfaces, with optimizations for improved transmission characteristics and over-voltage requirements. The parts meet reflow soldering profiles with temperatures of 260°C, which allows users to shorten their production cycle, since all components in a device can be soldered in a single step. Furthermore, the parts have an extended operating temperature range of -40°C to +105°C, allowing customers to use them in industrial environments where higher ambient temperatures previously excluded them.

The new industrial discrete magnetics complement TE's existing RJ45 Jacks with integrated magnetics and offer a complete range of solutions for Ethernet connectivity. Applications for these highly cost-effective parts can be found in e.g. PLCs, IO modules, servo drives, industrial PCs – and any other industrial application requiring Ethernet connectivity.

## BENEFITS

- Design flexibility for Ethernet Interfaces improving EMI and/or overvoltage characteristics
- Short assembly/production cycle

## APPLICATIONS

- Programmable Logic Controllers
- IO Modules
- Servo Drive
- Industrial PC
- Other industrial applications requiring Ethernet connectivity

## KEY FEATURES

- Extended temperature range: -40°C to +105°C
- 260°C reflow capable

## MATERIALS

- UL 94 V-0
- 260°C reflow capable
- Moisture Sensitivity Level 1

## APPLICATIONS & STANDARDS

- Product Specification: [108-94693](#)
- Application Specification: [114-94555](#)

## MECHANICAL









- Operating Temperature: -40°C to +105°C
- SMT versions and optionally THT versions
- Closed coverage type

## ELECTRICAL

- 10/100 Mbps, 1 Gbps Ethernet
- Dielectric withstanding 1500 VAC rms
- Supports voltage or current mode applications
- 3-wire choke for PoE

# Discrete Magnetics for Industrial Ethernet

## PRODUCT OFFERINGS

Part Number	Description	Speed	Ports	PoE	Packaging	
<a href="#">2337822-1</a>	Discrete Ethernet Magnetics Single Port SMT	10/100 Mbps	Single	No	T&R	
<a href="#">2337826-1</a>	Discrete Ethernet Magnetics Quad Port SMT	10/100 Mbps	Quad	No	T&R	
<a href="#">2337822-4</a>	Discrete Ethernet Magnetics Single Port SMT	10/100 Mbps	Single	Yes	T&R	
<a href="#">2337822-2</a>	Discrete Ethernet Magnetics Single SMT	1Gbps	Single	No	T&R	
<a href="#">2337824-2</a>	Discrete Ethernet Magnetics Dual SMT	1Gbps	Dual	No	T&R	
<a href="#">2337822-5</a>	Discrete Ethernet Magnetics Single SMT	1Gbps	Single	Yes	T&R	
<a href="#">2337824-4</a>	Discrete Ethernet Magnetics Dual SMT	1Gbps	Dual	Yes	T&R	
<a href="#">5-2337822-1</a>	Discrete Ethernet Magnetics Single SMT	10/100 Mbps	Single	No	Tube	
<a href="#">5-2337826-1</a>	Discrete Ethernet Magnetics Quad SMT	10/100 Mbps	Quad	No	Tube	
<a href="#">5-2337822-4</a>	Discrete Ethernet Magnetics Single SMT	10/100 Mbps	Single	Yes	Tube	
<a href="#">5-2337822-2</a>	Discrete Ethernet Magnetics Single SMT	1Gbps	Single	No	Tube	
<a href="#">5-2337824-2</a>	Discrete Ethernet Magnetics Dual SMT	1Gbps	Dual	No	Tube	
<a href="#">5-2337822-5</a>	Discrete Ethernet Magnetics Single SMT	1Gbps	Single	Yes	Tube	
<a href="#">5-2337824-4</a>	Discrete Ethernet Magnetics Dual SMT	1Gbps	Dual	Yes	Tube	

### te.com

© 2019 TE Connectivity. All Rights Reserved.

TE, TE Connectivity, and TE Connectivity (logo) are trademarks. All other logos, products and/or company names referred to herein might be trademarks of their respective owners.

While TE has made every reasonable effort to ensure the accuracy of the information in this brochure, TE does not guarantee that it is error-free, nor does TE make any other representation, warranty or guarantee that the information is accurate, correct, reliable or current. TE reserves the right to make any adjustments to the information contained herein at any time without notice. TE expressly disclaims all implied warranties regarding the information contained herein, including, but not limited to, any implied warranties of merchantability or fitness for a particular purpose. The dimensions in this catalog are for reference purposes only and are subject to change without notice. Specifications are subject to change without notice. Consult TE for the latest dimensions and design specifications.

1-1773968-4 SL 03/19 Tangence