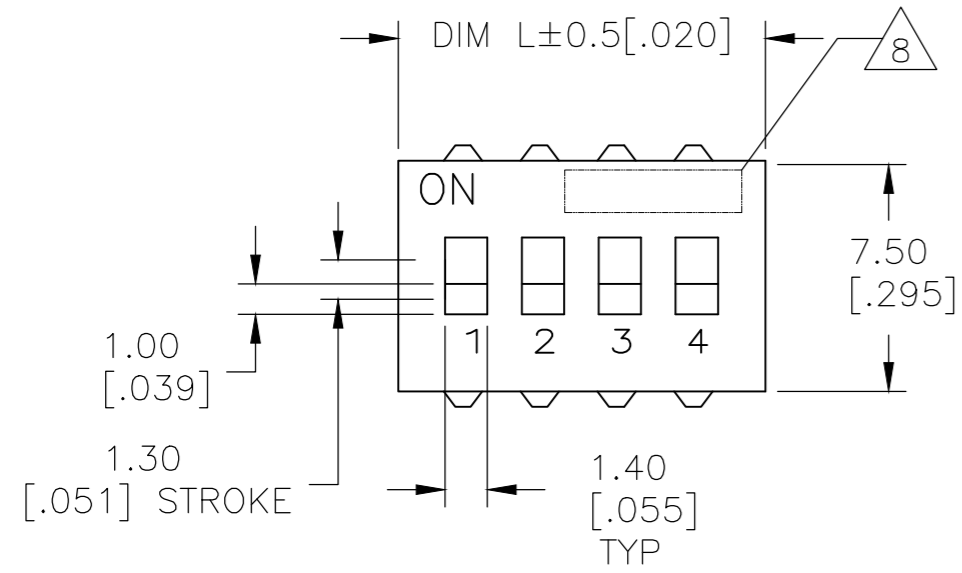


THIS DRAWING IS UNPUBLISHED. RELEASED FOR PUBLICATION
 © COPYRIGHT - By - ALL RIGHTS RESERVED.

REVISIONS					
P	LTR	DESCRIPTION	DATE	DWN	APVD
P2		REVISED PER ECO-16-018654	15MAY2017	RK	PO
P3		REVISED PER ECO-18-013690	24OCT2018	SR	PO



SPECIFICATION:

MATERIAL

BASE, PPS, UL94V-0, BLACK
 COVER, PPS, UL94V-0, BLACK
 ACTUATOR, PA6T, UL94V-0, WHITE
 FIXED CONTACT/TERMINAL, CU ALLOY-GOLD FLASH OVER NICKEL
 MOVING CONTACT, CU ALLOY, PLATE-GOLD FLASH/NICKEL
 TAPE SEAL, POLYIMIDE FILM, AMBER, SEE P/N TABLE FOR OPTIONS.

ELECTRICAL

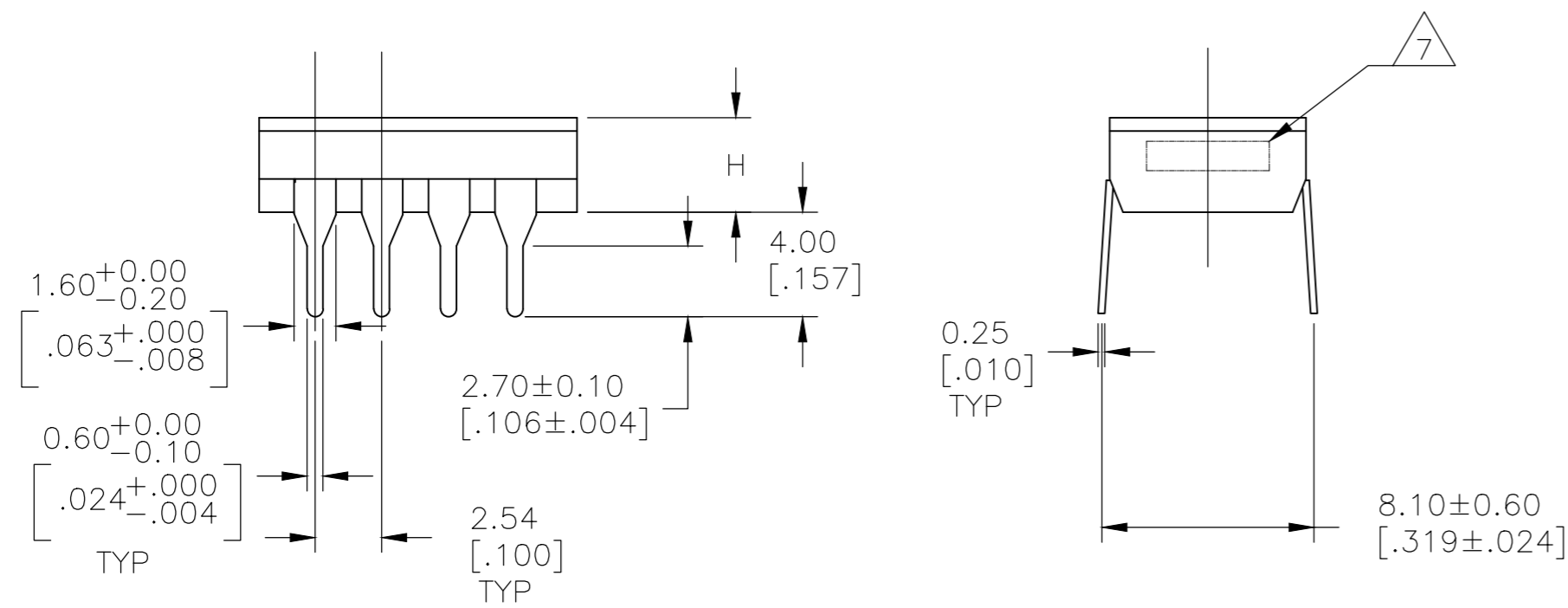
MAX CONTACT RATING SWITCHING, 100MILLIAMPS @ 24 VDC
 MIN CONTACT RATING SWITCHING, .1MICROAMP @ 1 MILLIVOLT
 MAX CONTACT NON-SWITCHING, 1AMP @ 5 VDC
 INITIAL CONTACT RESISTANCE, 50 MILLIOHMS MAX.
 CONTACT RESISTANCE (AFTER ENVIRONMENTAL TEST), 100 MILLIOHMS
 CONTACT RESISTANCE (AFTER GAS TEST), 300 MILLIOHMS
 INSULATION RESISTANCE, 1,000 MEGOHMS MIN. @ 100 VDC
 DIELECTRIC STRENGTH, 500 VAC RMS @ SEA LEVEL
 LIFE EXPECTANCY, 1,000 CYCLES

MECHANICAL

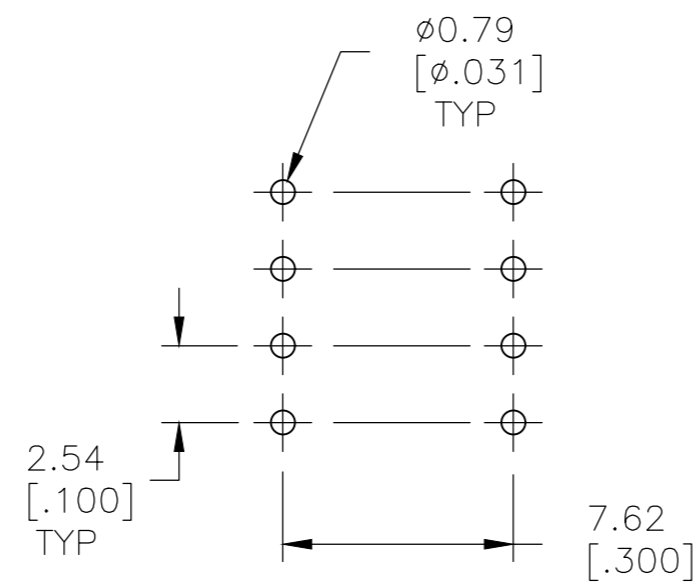
OPERATING FORCE, LESS THAN 800 GRAMS
 CONTACT PRESSURE, 280,000 PSI

ENVIRONMENTAL

OPERATING TEMPERATURE, -30 TO +85 DEGREES C
 STORAGE TEMPERATURE, -45 TO +105 DEGREES C
 CLEANING, AQUEOUS OR SOLVENT
 SOLDER HEAT RESISTANCE, PER 109-201, COND B, SWITCH "OFF".
 SOLDERABILITY PER JIS C 0050 & JIS C 0053



ADF



P.C. LAYOUT
 INSERT MOUNT

- SWITCHES TO BE RECEIVED IN THE "OFF" POSITION AND PACKAGED IN CLEAR TUBES TO ACCOMMODATE AUTO-INSERTION.
 - TOP SURFACE TO BE CLEARLY MARKED AS SHOWN
 - SWITCHES TO BE BLACK WITH WHITE ACTUATORS AND MARKINGS.
 - ALL MATERIALS AND FINISHES SHALL COMPLY WITH EU DIRECTIVE 2002 /95/EC OF 27JAN2003 (ROHS)
 - TOP TAPE SEAL AVAILABLE, SEE P/N TABLE FOR OPTIONS
- △ OBSOLETE PARTS: OBSOLETE CIS STREAMLINING PER D.RENAUD/D.SINISI

-----CONTINUED ON SHEET 2

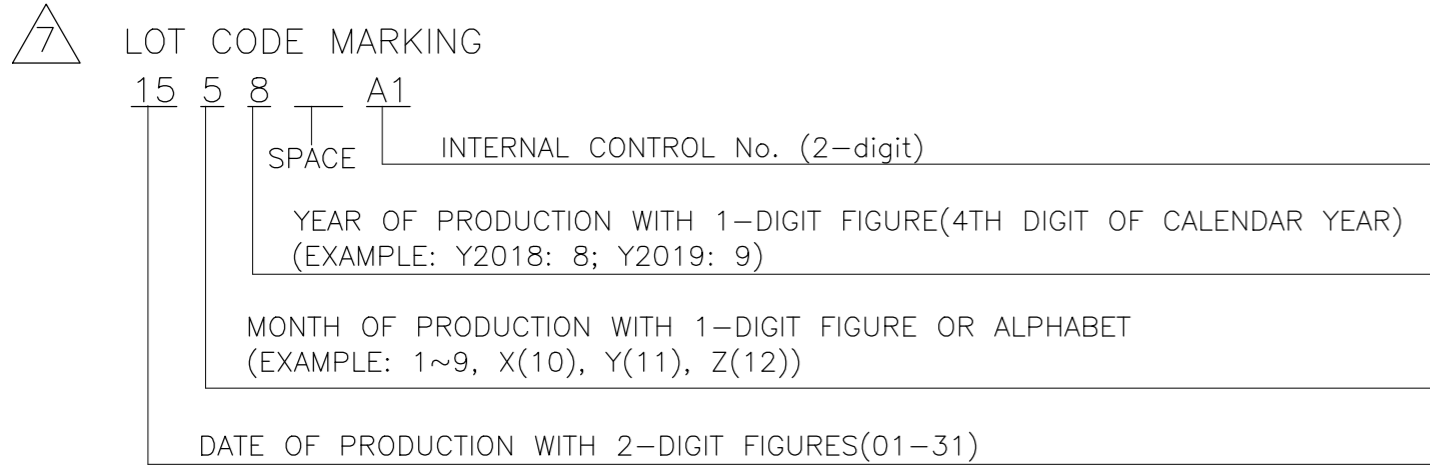
THIS DRAWING IS A CONTROLLED DOCUMENT.		DWN B.S.VISWESWARA 19AUG03		
DIMENSIONS: mm [INCHES]		CHK M.SARVER		
TOLERANCES UNLESS OTHERWISE SPECIFIED:		APVD M.SARVER	DIP SWITCH, ADF THRU HOLE	
0 PLC ± -		PRODUCT SPEC	SIZE	CAGE CODE
1 PLC ± -		APPLICATION SPEC	DRAWING NO	RESTRICTED TO
2 PLC ± -			A2	00779
3 PLC ± .012			C=1825002	
4 PLC ± -			SCALE	SHEET
ANGLES ± -		WEIGHT	1:1	1 OF 2
FINISH		CUSTOMER DRAWING	REV	P3

SEE SHEET 2 FOR PART NUMBER TABLE

THIS DRAWING IS UNPUBLISHED. RELEASED FOR PUBLICATION
 © COPYRIGHT - By - ALL RIGHTS RESERVED.

REVISIONS					
P	LTR	DESCRIPTION	DATE	DWN	APVD
-	-	SEE SHEET 1	-	-	-

-----CONTINUATION OF SHEET 1



8 MARK ALCO PLUS FIRST 5 DIGITS PER T&B P/N.2 AND 3 POSITION SUPPLIED WITHOUT ALCO

6	OBSOLETE	ADF12T04	3.61[.142]	32.51[1.280]	YES	12	2-1825002-0
	OBSOLETE	ADF1204	3.61[.142]	32.51[1.280]	NO	12	1-1825002-9
6		ADF10T04	3.51[.138]	27.40[1.078]	YES	10	1-1825002-8
		ADF1004	3.51[.138]	27.40[1.078]	NO	10	1-1825002-7
6	OBSOLETE	ADF09T04	3.51[.138]	24.84[.978]	YES	9	1-1825002-6
	OBSOLETE	ADF0904	3.51[.138]	24.84[.978]	NO	9	1-1825002-5
6		ADF08T04	3.51[.138]	22.30[.878]	YES	8	1-1825002-4
		ADF0804	3.51[.138]	22.30[.878]	NO	8	1-1825002-3
6	OBSOLETE	ADF07T04	3.51[.138]	19.80[.778]	YES	7	1-1825002-2
	OBSOLETE	ADF0704	3.51[.138]	19.80[.778]	NO	7	1-1825002-1
6		ADF06T04	3.51[.138]	17.22[.678]	YES	6	1-1825002-0
		ADF0604	3.51[.138]	17.22[.678]	NO	6	1825002-9
6	OBSOLETE	ADF05T04	3.51[.138]	14.70[.578]	YES	5	1825002-8
		ADF0504	3.51[.138]	14.70[.578]	NO	5	1825002-7
6		ADF04T04	3.51[.138]	12.14[.478]	YES	4	1825002-6
		ADF0404	3.51[.138]	12.14[.478]	NO	4	1825002-5
6	OBSOLETE	ADF03T04	3.51[.138]	9.60[.378]	YES	3	1825002-4
	OBSOLETE	ADF0304	3.51[.138]	9.60[.378]	NO	3	1825002-3
6	OBSOLETE	ADF02T04	3.51[.138]	7.06[.278]	YES	2	1825002-2
		ADF0204	3.51[.138]	7.06[.278]	NO	2	1825002-1
		T&B P/N	DIM H	DIM L	SEAL	POS	PART NO.

THIS DRAWING IS A CONTROLLED DOCUMENT.		DWN B.S.VISWESWARA 19AUG03	TE Connectivity	
DIMENSIONS: mm [INCHES]		CHK M.SARVER		
TOLERANCES UNLESS OTHERWISE SPECIFIED: 0 PLC ± - 1 PLC ± - 2 PLC ± - 3 PLC ± .012 4 PLC ± - ANGLES ± -		APVD M.SARVER	NAME DIP SWITCH, ADF THRU HOLE	
MATERIAL		PRODUCT SPEC	SIZE A2	CAGE CODE 00779
FINISH		APPLICATION SPEC	DRAWING NO 1825002	RESTRICTED TO -
		WEIGHT	SCALE 1:1	SHEET 2 of 2
		CUSTOMER DRAWING	REV P3	