DRAWING MADE IN THIRD ANGLE PROJECTION

466685 ⇔ 466685

/home/amp16926/edmmod

PART NUMBER	REV	FIRST USED	
~~466685-1~~	~~H~~	~~854400-1~~	OBSOLETE
466685-2	K	565435-5	PRELIMINARY
~~466685-3~~	~~K~~	~~854400-1~~	OBSOLETE

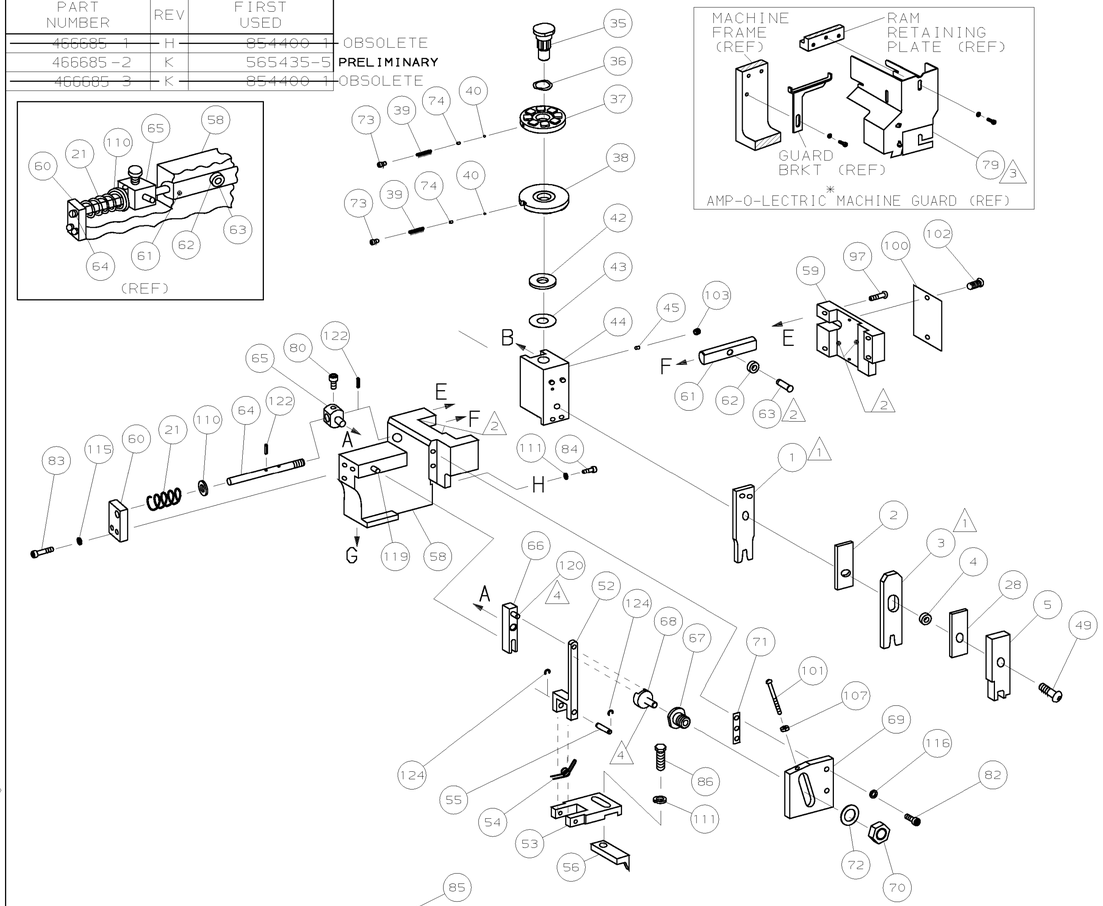

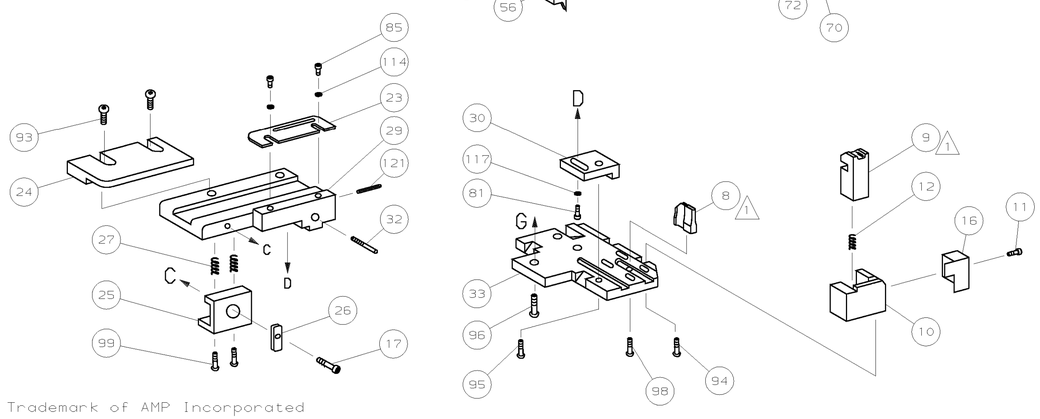

* Trademark of AMP Incorporated

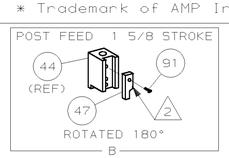

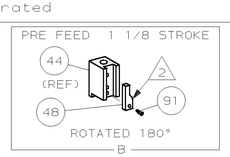

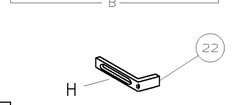

LEADMAKER
T TERMINATING UNIT

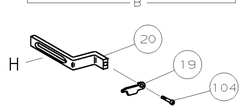

AMP-O-LECTRIC
K TERMINATING UNIT

1. RECOMMENDED SPARE PARTS.
2. GREASE LIGHTLY.
3. GUARD MUST BE IN PLACE WHEN OPERATING APPLICATOR IN AMP-O-LECTRIC MACHINE.
4. LUBRICATE DAILY USING NO. 20 MACHINE OIL.
5. ITEMS WITH QTY OF REF SPECIFIED (EXCEPT ITEM 79) ARE USED ON ITEM 46.
6. ELONGATE .50 DIA HOLE IN DRAG (ITEM 25) BY REMOVING .015 FROM TOP AT ASSY TO ACHIEVE PROPER DRAG PRESSURE.

TERMINAL NAME:

TERMINAL-BODY	ELECTRODE	GRIP
		54494-1
		63626-1
TERM APPL SPEC		-

OBSOLETE

CRIMPING DATA

PAD LTR	CRIMP HEIGHT	WIRE SIZE
A	.029 ±.002	22 - 24
B	.026 ±.002	26
C	NOT	USED
D	NOT	USED

CRIMP	SIZE	TYPE	RANGE
WIRE	.055	F	26 - 22
INSUL	.080	O	.050 - .065

FEED	APPL INST	SET UP GAGE	LAYOUT
.600	AI 8040	458637-1	L1450

WIRE STRIP LENGTH -

~~-1~~	~~LEADMAKER~~	~~MECH-POST FEED~~
-2	AMP-O-LECTRIC	MECH-PRE FEED
-3	LEADMAKER	MECH-POST FEED

OBSOLETE

-3	-2	-1	U/M	DWG SIZE	PART NO	DESCRIPTION	ITEM NO
							125
REF	REF		-	A	21045-3	RING,RET "C"(ø.187)FD FING PIN	124
							123
REF	REF		-	A	5-21028-1	PIN,SLT SPR(ø.125x.50)ADJ ROD	122
1	1		-	A	4-21028-0	PIN,SLT SPR(ø.093x.75)ST GDE PL	121
REF	REF		-	A	1-21030-1	PIN,DOWEL(ø.187x.50)LEVER	120
REF	REF		-	A	1-21030-6	PIN,DOWEL(ø.187x1.25)HOUSING	119
							118
	1		-	A	21024-5	WASHER, LOCK(#10)ADJ BLOCK	117
REF	REF		-	A	21024-5	WASHER,LOCK(#10)ADJ PLATE	116
REF	REF		-	A	21024-5	WASHER,LOCK(#10)FEED GDE ROD	115
2	2		-	A	21024-2	WASHER,LOCK(#4)FRONT STP GUIDE	114
							113
							112
2	2		-	A	21024-4	WASHER,LOCK(#8)STRIPPER	111
REF	REF		-	A	21899-4	WASHER,FLAT(ø5/16)SCREW ADJ	110
							109
							108
REF	REF		-	A	21018-5	NUT,HEX(6-32)FEED ADJ	107
							106
							105
-	1		-	A	456567-1	SCR,SHLD(ø.188x.12)STRIP	104
	1		-	A	21009-2	SCR,SKT SET(1/4-20x.25 LW)RAM	103
2	2		-	A	21017-2	SCR,DRIVE(#2x.19)ID PLATE	102
REF	REF		-	A	6-23715-5	SCR,PAN HD(6-32x1.50)FEED ADJ	101
1	1		-	B	461264-1	PLATE, IDENTIFICATION	100
2	2		-	A	2-21002-9	SCR,BHC(10-32x.75)DRAG	99
1	1		-	A	22733-8	SCR,BHC(8-32x.38 LW)ANVIL	98
REF	REF		-	A	2-21002-9	SCR,BHC(10-32x.75)CAP	97
REF	REF		-	A	2-22733-8	SCR,BHC(1/4-20x.62)HOUSING	96
REF	REF		-	A	2-21002-7	SCR,BHC(10-32x.50)SG ADJ BLOCK	95
2	2		-	A	2-21002-2	SCR,BHC(8-32x.50)SHEAR	94
2	2		-	A	2-21002-1	SCR,BHC(8-32x.38)R STRIP GUIDE	93
							92
1	1		-	A	1-21002-7	SCR,BHC(6-32x.38)CAM	91
							90
							89
							88
							87
1	1		-	A	2-22603-0	SCR,HEX HD(8-32x.31)FEED FINGER	86
2	2		-	A	1-21000-3	SCR,SHC(4-40x.25)F ST GUIDE	85
	1		-	A	2-21000-7	SCR,SHC(8-32x.50)STRIPPER	84
REF	REF		-	A	3-21000-7	SCR,SHC(10-32x.75)FEED ROD GD	83
REF	REF		-	A	3-21000-6	SCR,SHC(10-32x.62)FD ADJ BLK	82
	1		-	A	3-21000-4	SCR,SHC(10-32x.38)SG ADJ BL	81
REF	REF		-	A	3-21000-4	SCR,SHC(10-32x.38)PIVOT BLK	80
-	REF		-	B	455749-1	GUARD, WINDOW	79
							78
							77
							76
							75
2	2		-	A	690603-1	SPRING, ASSIST	74
2	2		-	A	23030-1	SCR,SHC(6-32x.25)CP DISC	73
REF	REF		-	A	458109-1	WASHER, SPECIAL	72
REF	REF		-	A	690517-1	SPACER	71

QTY REQD PER ASSY — REVISION OF EACH ASSY NO (WHEN BLANK, USE DWG REVISION) — PARTS LIST

OBSOLETE

-3	-2	-1	U/M	DWG SIZE	PART NO	DESCRIPTION	ITEM NO
REF	REF		-	B	22594-8	NUT,HEX(1/2-20)	70
REF	REF		-	B	240628-1	PLATE, ADJUSTMENT	69
REF	REF		-	B	240626-1	SHAFT, PIVOT	68
REF	REF		-	B	240633-1	BUSHING	67
REF	REF		-	A	455680-1	LEVER, INTERMEDIATE	66
REF	REF		-	B	240629-1	BLOCK, PIVOT	65
REF	REF		-	A	240632-2	SCREW, ADJ FEED ROD	64
REF	REF		-	B	240659-3	PIN, CAM ROLLER	63
REF	REF		-	B	240658-1	ROLLER, CAM	62
REF	REF		-	B	454398-2	ROD, FEED	61
REF	REF		-	A	454178-1	GUIDE, FEED ROD	60
REF	REF		-	C	454220-1	CAP, RAM	59
REF	REF		-	D	454485-1	HOUSING	58
							57
1	1		-	B	690542-2	PAWL, FEED	56
REF	REF		-	B	240624-1	PIN, FEED FINGER	55
REF	REF		-	B	691499-1	SPRING, FEED FINGER	54
REF	REF		-	B	690541-1	HOLDER, FEED FINGER	53
REF	REF		-	A	455679-1	LEVER, TERMINAL FEED ARM	52
							51
							50
1	1		-	A	7-21002-9	BOLT, CRIMPER(5/16x1.00)	49
-	1		-	B	690602-5	CAM, PRE-FEED 1 1/8 ST	48
1	-		-	B	690501-4	CAM, POST-FEED 1 5/8 ST	47
1	1		-	B	459456-1	APPLICATOR, BASIC (SUBASSY)	46
1	1		-	A	690191-1	PLUG, NYLON	45
1	1		-	C	455673-1	RAM	44
1	1		-	A	690125-1	WASHER, LAMINATED	43
1	1		-	A	690124-1	WASHER, RAM	42
							41
2	2		-	A	23241-6	BALL, STEEL	40
2	2		-	A	690170-1	SPRING, COMPRESSION	39
1	1		-	C	690142-1	DISC, INSULATION	38
1	1		-	B	5-690692-6	DISC, WIRE	37
1	1		-	A	22480-5	WASHER, SPRING	36
1	1		-	B	690212-1	POST, RAM	35
							34
REF	REF		-	D	455675-1	PLATE, BASE	33
1	1		-	A	690432-3	SCREW, ADJUSTMENT	32
							31
REF	REF		-	B	455689-1	BLOCK, STRIP GUIDE ADJ	30
1	1		-	C	1-458144-8	PLATE, STRIP GUIDE	29
1	1		-	C	1-455888-1	SPACER, FRONT SHEAR DEP	28
2	2		-	A	1-22284-0	SPRING, DRAG	27
1	1		-	B	240793-1	LEVER, DRAG RELEASE	26
1	1		-	B	240792-1	DRAG, TERMINAL	25
1	1		-	D	4-690504-9	GUIDE, STRIP (REAR)	24
1	1		-	A	690438-1	GUIDE, STRIP (FRONT)	23
1	-		-	B	690472-2	STRIPPER	22
REF	REF		-	A	4-22284-9	SPRING, FEED RETURN	21
-	1		-	B	458950-1	STRIPPER, WIRE STOP	20
-	1		-	B	690472-2	STRIPPER	19
							18
1	1		-	A	22353-8	SCREW, SHOULDER, SLOT HEAD	17
1	1		-	B	691667-3	GUARD, CHIP (FRONT)	16
							15
							14
							13
1	1		-	A	5-22280-0	SPRING, SHEAR	12
1	1		-	B	690461-1	STOP, SHEAR	11
1	1		-	C	690459-1	HOLDER, SHEAR (FRONT)	10
1	1		-	C	462006-1	SHEAR, FLOAT (FRONT)	9
1	1		-	C	261560-1	ANVIL	8
							7
							6
1	1		-	C	2-455889-0	DEPRESSOR, SHEAR (FRONT)	5
1	1		-	B	2-238011-5	SPACER, BLOCK CRIMPER	4
1	1		-	C	6-456135-3	CRIMPER, INSULATION	3
1	1		-	C	455888-7	SPACER, CRIMPER	2
1	1		-	C	815048-1	CRIMPER, WIRE	1

QTY REQD PER ASSY — REVISION OF EACH ASSY NO (WHEN BLANK, USE DWG REVISION) — PARTS LIST

P	F	LTR	REVISION RECORD	APP	DATE
		K3	0150-9607-99	DS	9-99
		K2	0150-8523-98	TB	7/98
		K1	0150-6784-96, OBS -3	.	.
		K	ECN 0150-4475-93	.	.
		J	ECN A-378692	.	.
		H1	ADDED -2 AND -3 EC A-359092	LK	4-92

DIMENSIONS IN INCHES.
DO NOT SCALE PRINT.
TOLERANCES UNLESS OTHERWISE SPECIFIED:
2 PLC DEC ±-
3 PLC DEC ±-
4 PLC DEC ±-
ANGLES ± -
SURF TEXTURE: √
REMOVE BURRS, BREAK SHARP EDGES R.015 MAX

MATL - HT TR - FIN -

DR 3/19/92 J.HERRINGTON APP - CHK 4-16-92 L. KENSINGER REL 4-92 MCPHERSON

AMP Incorporated Harrisburg, PA 17105-3608

NAME SIDE FEED HDM APPLICATOR MACHINE REF MINI APPL

SCALE - D DWG NO 466685 SHEET 1 OF 1 REV K3

CAGE CODE 00779 CUSTOMER AND ASSEMBLY DRAWING RESTRICTED TO -

THIS DRAWING IS A CONTROLLED DOCUMENT.
THIS DRAWING IS UNPUBLISHED. © COPYRIGHT 19 . 19 BY AMP INCORPORATED. ALL RIGHTS RESERVED. RELEASED FOR PUBLICATION

LOC A DIST 66

AMP 1756 REV 12-89 30-SEP-99 08:08:15 amp16926