

RWS300B

SPECIFICATIONS

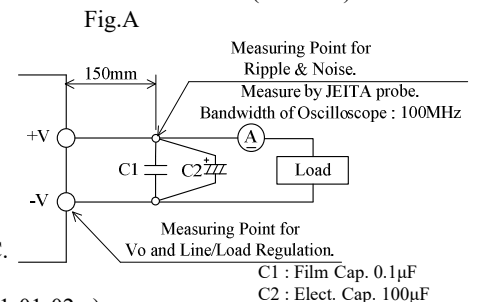
A261-01-01J

ITEMS		MODEL	RWS300B-5	RWS300B-12	RWS300B-15	RWS300B-24	RWS300B-36	RWS300B-48	
1	Nominal Output Voltage	V	5	12	15	24	36	48	
2	Maximum Output Current	A	50	25	20	12.5	8.4	6.3	
3	Maximum Output Power	W	250	300	300	300	302.4	302.4	
4	Efficiency (Typ) (*1)(*11)	100/115VAC	%	75/75	79/79.5	81/81.5	85/85	85/85	
		200/230VAC	%	78/78.5	82/82.5	84/84.5	88/88	88/88	
5	Input Voltage Range (*2)(*11)	-	85 - 265VAC (47 - 63Hz) or 120 - 370VDC						
6	Input Current (Typ) (*1)(*11)	100/115VAC	A	3.3/3.1					
		200/230VAC	A	1.8/1.6					
7	Inrush Current (Typ) (*1)(*3)(*11)	-	17A at 100VAC, 34A at 200VAC, Ta=25°C, Cold Start						
8	PFHC	-	Designed to meet IEC61000-3-2						
9	Power Factor (Typ) (*1)(*11)	-	0.95 at 100VAC, 0.90 at 200VAC						
10	Output Voltage Range	V	4.50 - 5.75	10.8 - 13.8	13.5 - 17.2	21.6 - 27.6	32.4 - 41.4	43.2 - 52.8	
11	Maximum Ripple & Noise (*4)	0≤Ta≤70°C	mV	120	150	150	150	200	200
		-20≤Ta<0°C	mV	160	180	180	180	240	500
12	Maximum Line Regulation (*5)(*11)	mV	20	48	60	96	144	192	
13	Maximum Load Regulation (*6)(*11)	mV	40	96	120	192	288	384	
14	Temperature Coefficient	-	Less than 0.02% / °C						
15	Over Current Protection (*7)	A	52.50 ≤	26.25 ≤	21.00 ≤	13.13 ≤	8.82 ≤	6.62 ≤	
16	Over Voltage Protection (*8)	V	6.0 - 7.0	14.4 - 16.8	18.0 - 21.0	28.8 - 33.6	43.2 - 50.4	55.2 - 64.8	
17	Hold-up Time (Typ) (*12)	-	20ms						
18	Leakage Current (*9)	-	Less than 0.75mA						
19	Parallel Operation	-	-						
20	Series Operation	-	Possible						
21	Operating Temperature (*10)(*11)	-	-20 to +70°C (-20°C : 50%, -10 to +50°C : 100%, +60°C : 85%, +70°C : 50%)						
22	Operating Humidity	-	30 to 90%RH (No Condensing)						
23	Storage Temperature	-	-30 to +75°C						
24	Storage Humidity	-	10 to 90%RH (No Condensing)						
25	Cooling	-	Forced Air Cooling						
26	Withstand Voltage	-	Input - FG : 2kVAC (20mA), Input - Output : 3kVAC (20mA) Output - FG : 500VAC (100mA) for 1min						
27	Isolation Resistance	-	More than 100MΩ at 25°C and 70%RH Output - FG : 500VDC						
28	Vibration	-	At no operating, 10 - 55Hz (Sweep for 1min) 19.6m/s ² Constant, X,Y,Z 1hour each.						
29	Shock	-	Less than 196.1m/s ²						
30	Safety	-	Approved by UL62368-1, CSA62368-1, EN62368-1, UL60950-1,CSA60950-1, EN60950-1 (Expire date of 60950-1 : 20/12/2020) UL508 (Except 5V), CSA C22.2 No.107.1-01. (Except 5V). Designed to meet Den-an Appendix 8 at 100VAC only.						
31	Line DIP	-	Designed to meet SEMI-F47 (200VAC Line only)						
32	Conducted Emission (*13)	-	Designed to meet EN55011/EN55032-B, FCC-B, VCCI-B						
33	Radiated Emission (*13)	-	Designed to meet EN55011/EN55032-B, FCC-B, VCCI-B						
34	Immunity (*13)	-	Designed to meet IEC61000-6-2 IEC61000-4-2, -3, -4, -5, -6, -8, -11						
35	Weight (Typ)	g	900						
36	Size (W x H x D)	mm	41 x 102 x 170 (Refer to Outline Drawing)						

*Read instruction manual carefully, before using the power supply unit.

=NOTES=

- *1. At Ta=25°C, nominal output voltage and maximum output power.
- *2. For cases where conformance to various safety specs (UL, CSA, EN) are required, to be described as 100 - 240VAC (50-60Hz).
- *3. Not applicable for the inrush current to Noise Filter for less than 0.2ms.
- *4. Please refer to Fig. A for measurement of Vo, line & load regulation and ripple voltage.
- *5. 85 - 265VAC, constant load.
- *6. No load-Full load, constant input voltage.
- *7. 5V - 15V model: Constant current limit and hiccup with automatic recovery.
24V - 48V model: Constant current limit with automatic recovery.
Avoid to operate at over load or short circuit condition.
- *8. OVP circuit will shut down output, manual reset (Re power on).
- *9. Measured by the each measuring method of UL, CSA, EN and Den-an (at 60Hz), Ta=25°C.
- *10. Output Derating
 - Derating at standard mounting. Refer to LOAD vs. AMBIENT TEMPERATURE (A261-01-02_).
 - Load (%) is percent of maximum output power or maximum output current, do not exceed its derating of maximum load.
- *11. Output derating needed when input voltage less than 110VAC. Refer to LOAD vs. INPUT VOLTAGE (A261-01-02_).
- *12. At 110VAC/200VAC, Ta=25°C, nominal output voltage and maximum output power.
- *13. The power supply is considered a component which will be installed into a final equipment.
The final equipment should be re-evaluated that it meets EMC directives.



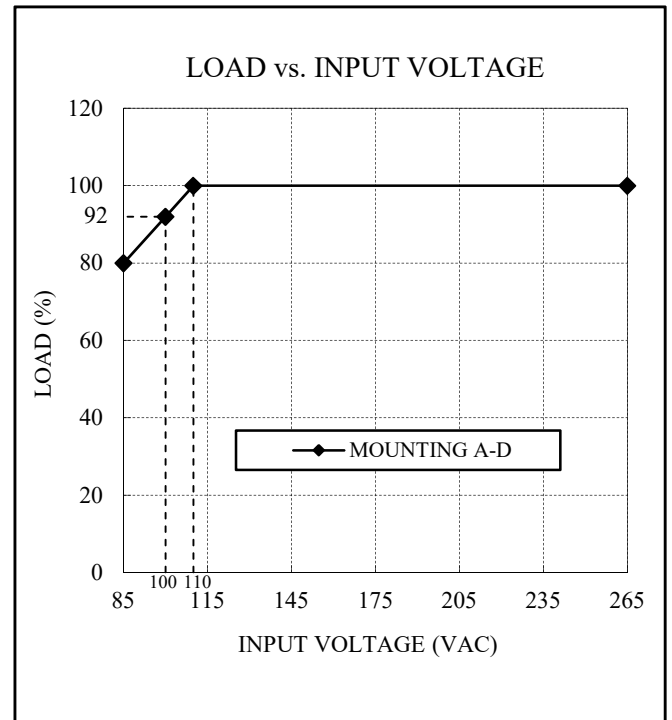
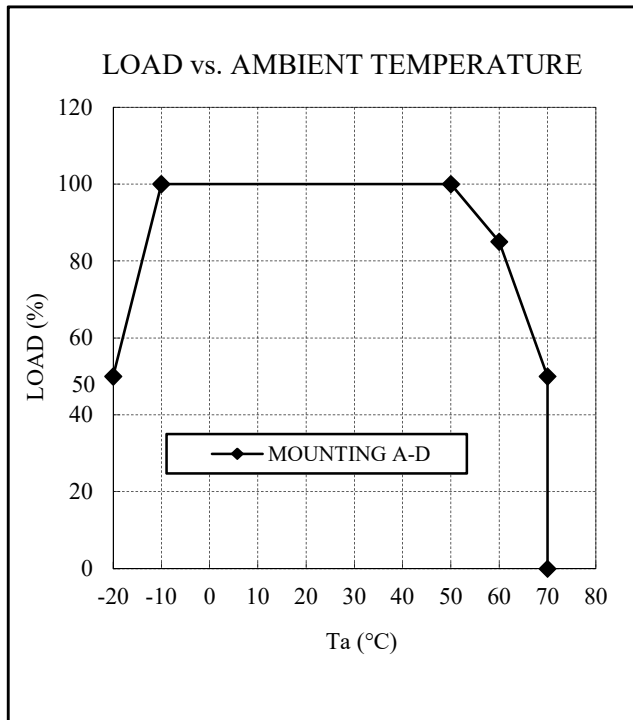
RWS300B

OUTPUT DERATING

A261-01-02C

Ta (°C)	LOAD (%)
	MOUNTING A-D
-20	50
-10 - +50	100
+60	85
+70	50

INPUT VOLTAGE (VAC)	LOAD (%)
	MOUNTING A-D
85	80
100	92
110 - 265	100



MOUNTING A

MOUNTING B

MOUNTING C

MOUNTING D

DON'T USE

(STANDARD MOUNTING)

