

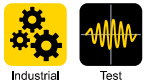
500 to 1500W Power Factor Correction Modules

Features

- ◆ Suitable for use in Custom Power Supplies
- ◆ Parallel operation
- ◆ 0.5" profile
- ◆ Power Factor Corrected
- ◆ Operation up to 85°C



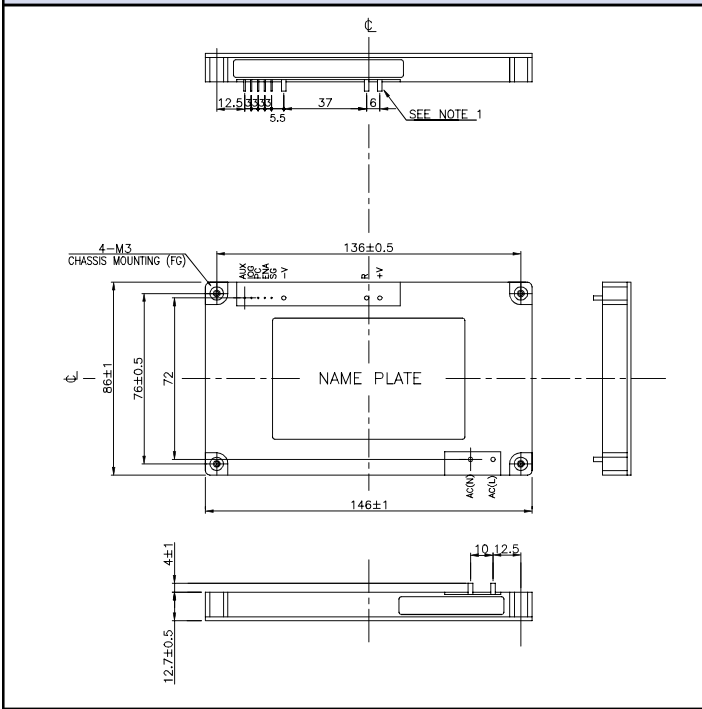
Key Market Segments & Applications



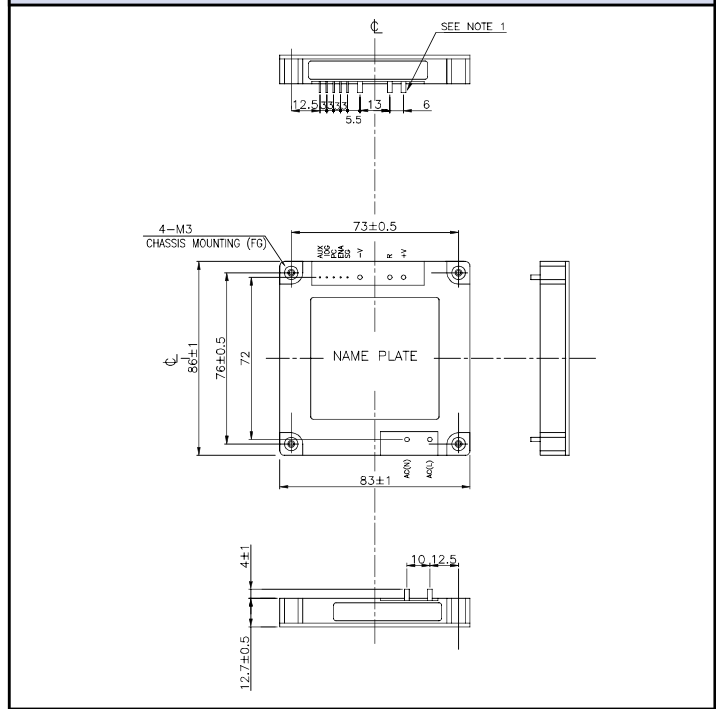
Specifications			
Model		PF500A-360	PF1000A-360
AC Input Voltage range & Frequency	VAC	85-265 wide range	
Input Frequency	-	47 - 63Hz	
Output Voltage	VDC	360	
Output Power at 100/200VAC	W	504/756W	1008/1512W
Load Regulation	-	10V	
Line Regulation	-	5V typical	
Inrush Current	-	External pins provided connection for in rush resistor	
Efficiency (typ) at full load	%	90% (100VAC), 95% (200VAC)	
Power Factor	-	Meets EN61000-3-2 (0.95 typical)	
Overcurrent Protection	-	Converter shutdown	
Overvoltage Protection	V	390 - 400VDC, manual reset	
Thermal Shutdown	-	Shuts down Inverter, manual reset	
AC Fail Signal	-	-	
Inverter Good Signal	-	Yes, when inverter is operating correctly	
Enable Signal	-	Signal provided to enable "PH" DC-DC converters	
Parallel Connection	-	Single wire current share	
Auxiliary Output Voltage	-	Yes - see installation manual	
Operating Baseplate Temperature	°C	-20 to +85°C (no derating)	
Storage Temperature	°C	-40 to +85	
Cooling	-	Conduction (see installation manuals for heatsinks)	
Withstand Voltage	-	Input - Ground 3kVAC for 1 min	
Safety Agency Approvals	-	IEC/EN/UL/CSA60950-1, IEC/EN/UL/CSA62368-1 and CE Mark	
Weight	g	130	200
Size (WxHxD)	mm	See output line drawings	
Warranty	yrs	Two Years	

Notes: Consult Installation Manual for detailed specifications, test methods and application notes

Outline Drawing PF1000A



Outline Drawing PF500A



Other Industrial Products

PFE	300 to 1000W AC-DC power module
PH-A	50 to 150W DC-DC Converters
PAF	400 to 600W Full brick DC-DC Converters

For Additional Information, please visit
<https://product.tdk.com/info/en/products/power/index.html>

