

5 to 15W AC-DC Board Mount Power Supplies

Features

- ◆ Small Size and lightweight
- ◆ PC board Mountable
- ◆ Low Cost
- ◆ Universal Input Voltage
- ◆ UL Class II Approved
- ◆ Wide input range
- ◆ No external components needed



Key Market Segments & Applications

- ◆ Factory Automation
- ◆ Printers and motor drives
- ◆ Kiosks



| Specifications | | KPS-5 | KPS-10 | KPS-15 |
|-------------------------------|--------|--|--------------------|--------------------|
| Input Voltage range | - | 85 - 264VAC (47 - 63Hz) or 110 - 370VDC* | | |
| Inrush Current (115 / 230VAC) | A | 20/40 | | |
| Input Current (115/230VAC) | A | 0.13 / 0.07 | 0.27 / 0.13 | 0.4 / 0.2 |
| Temperature Coefficient | - | ±0.05%/°C | | |
| Voltage Accuracy | - | ±1% | | |
| Minimum Load | A | None | | |
| Load Regulation | - | ±1% (10% to 100% load) | | |
| Line Regulation (1) | - | ±0.5% | | |
| Ripple & Noise (2) | mV | 1% or 50mV whichever is greater | | |
| Short Circuit Protection | - | Continuous - hiccup mode | | |
| Overvoltage Protection | V | 130-150% | | |
| Hold Up Time (Typ@115VAC) | ms | 8 | 16 | 16 |
| LED Indicator | - | Green LED = OK | | |
| Operating Temperature | - | 0 to +70°C, derate linearly to 25% load from 40°C to 70°C | | |
| Storage Temperature | - | -20 to +85°C | | |
| Humidity (non condensing) | - | 10 - 95% RH | | |
| Cooling | - | Convection | | |
| Withstand Voltage | - | Input to Output 3kVAC | | |
| Vibration (non operating) | - | 23.52m/s ² (10 - 55Hz: constant sweep 1 min X, Y, Z for 1 hour) | | |
| Shock | - | < 196.1 m/s ² (20G) | | |
| Safety Agency Approvals | - | UL60950-1, CSA60950-1, EN60950-1, Class II, CE Mark | | |
| Conducted & Radiated EMI | - | EN55022-B, FCC Class B | | |
| Immunity | - | EN61000-4 -2, -3, -4, -5, -6 | | |
| Weight (Typ) | g (oz) | 29g (1oz) | 60g (2oz) | 80g (2.8oz) |
| Size (WxLxH; H above pcb) | in. | 1.38 x 2.17 x 0.79 | 1.77 x 2.56 x 0.91 | 1.89 x 2.75 x 0.91 |
| Warranty | - | One Year | | |

*Safety certified for AC input only.

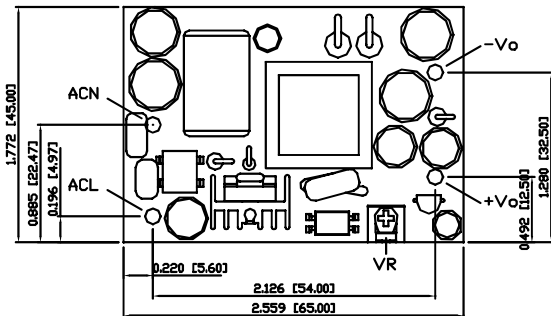

Notes:

- (1) KPS-5 Measured from 100 - 240VAC
- (2) Measured with 0.1uF ceramic & 10uF electrolytic at 20MHz BW

Model Selector (other voltages available)

| Model | Output Voltage (V) | Maximum Output (A) | Peak Load (A)(3) | Output Pwr (W) | Effic (%) |
|-----------|--------------------|--------------------|------------------|----------------|-----------|
| KPS5-3R3 | 3.3 | 1.25 | - | 4.1 | 70 |
| KPS5-5 | 5.0 | 1.00 | - | 5.0 | 70 |
| KPS5-12 | 12.0 | 0.42 | - | 5.0 | 70 |
| KPS5-15 | 15.0 | 0.33 | - | 5.0 | 70 |
| KPS5-24 | 24.0 | 0.23 | - | 5.5 | 77 |
| KPS10-3R3 | 3.3 | 2.50 | 3.80 | 8.3 | 65 |
| KPS10-5 | 5.0 | 2.00 | 2.80 | 10.0 | 70 |
| KPS10-12 | 12.0 | 0.84 | 1.20 | 10.1 | 75 |
| KPS10-15 | 15.0 | 0.67 | 1.00 | 10.1 | 75 |
| KPS10-24 | 24.0 | 0.42 | 0.65 | 10.1 | 78 |
| KPS15-3R3 | 3.3 | 3.00 | 4.50 | 9.9 | 70 |
| KPS15-5 | 5.0 | 3.00 | 4.50 | 15.0 | 73 |
| KPS15-12 | 12.0 | 1.25 | 1.80 | 15.0 | 80 |
| KPS15-15 | 15.0 | 1.00 | 1.50 | 15.0 | 80 |
| KPS15-24 | 24.0 | 0.63 | 0.95 | 15.1 | 82 |

KPS10 Outline Drawing



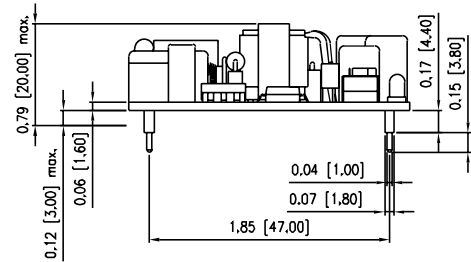
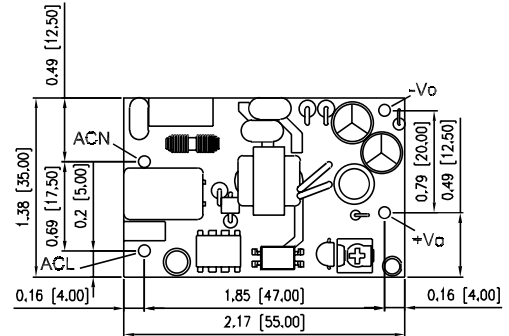
Other Industrial Products

| | |
|-------|---------------------------|
| ZP | 40W & 60W, 2x4" footprint |
| NV175 | 175W, 3x5", 1-5 outputs |
| ZWS | 5 to 240W, single output |

For Additional Information, please visit us.tdk-lambda.com/lp/products/kps-series.htm



KPS5 Outline Drawing



All Dimensions are in inches[mm]
Tolerances: XX±.02[X±.5] unless otherwise noted

KPS15 Outline Drawing

