



Multilayer Low Pass Filter

For 470-770MHz

DEA160710LT-5023B1

1.6x0.8mm [EIA 0603]*

* Dimensions Code JIS[EIA]

Caution

**The products in this catalog will be or have been
stopped production**

Discontinue Issue Date	Sep. 20, 2019
Last Purchase Order Date	Sep. 30, 2020
Last Shipment Date	Dec. 31, 2020

Please refer to our Web site about replacement information.

Multilayer Low Pass Filter

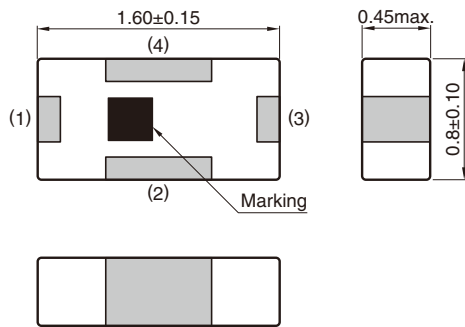
Conformity to RoHS Directive

For 470-770MHz

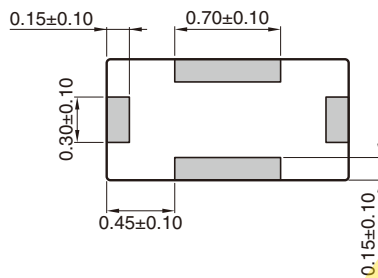
DEA160710LT-5023B1

SHAPES AND DIMENSIONS

[Top view]



[Bottom view]

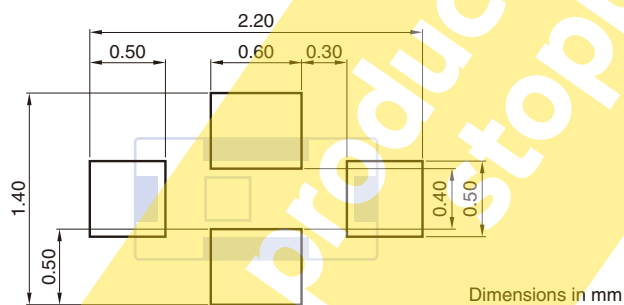


Terminal functions

1	IN
2	GND
3	OUT
4	GND

Dimensions in mm

RECOMMENDED LAND PATTERN



Dimensions in mm

RoHS Directive Compliant Product: See the following for more details related to RoHS Directive compliant products. <http://product.tdk.com/en/environment/rohs/>

- All specifications are subject to change without notice.
- Before using these products, be sure to request the delivery specifications.

DEA160710LT-5023B1

ELECTRICAL CHARACTERISTICS

Item	Frequency Range (MHz)	Min.	Typ.	Max.
Insertion Loss (dB)	470 to 600	—	0.76	1.0
	600 to 710	—	1.49	2.0
	710 to 770	—	3.09	4.0
Return Loss (dB)	470 to 710	11.73	13.6	—
	710 to 770	7.36	11.0	—
Attenuation (dB)	880 to 915	25	33.4	—
	940 to 960	25	29.9	—
	1429 to 1453	27	33.6	—
	1920 to 1980	26	30.7	—
	2400 to 2500	26	33.0	—
Characteristic Impedance (Ω)	50 (Nominal)			—

· Ta: +25±5°C

TEMPERATURE RANGE

Operating temperature (°C)	Storage temperature (°C)
-40 to +85	-40 to +85

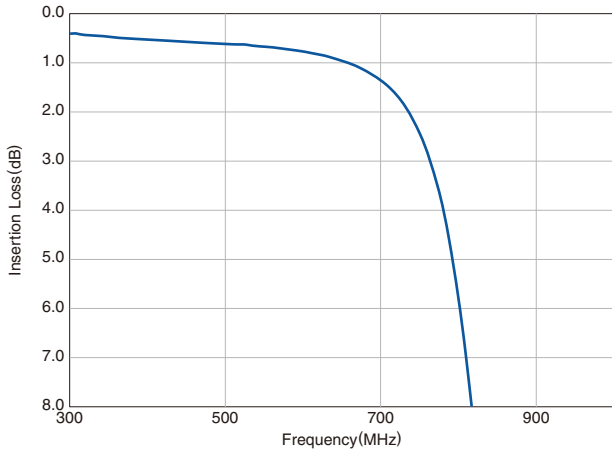
The products will be or have been stopped production

- All specifications are subject to change without notice.
- Before using these products, be sure to request the delivery specifications.

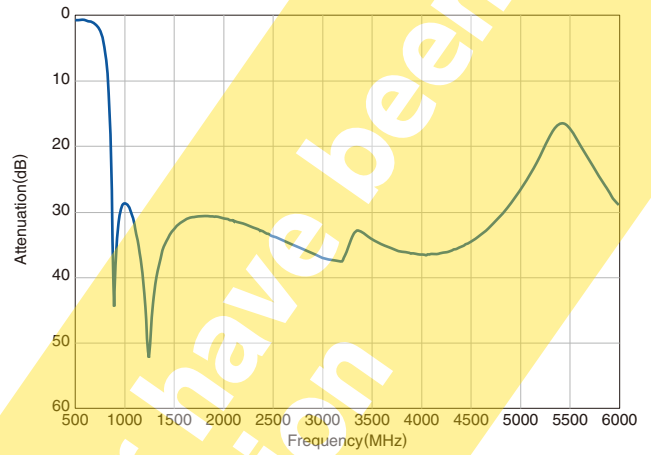
DEA160710LT-5023B1

FREQUENCY CHARACTERISTICS

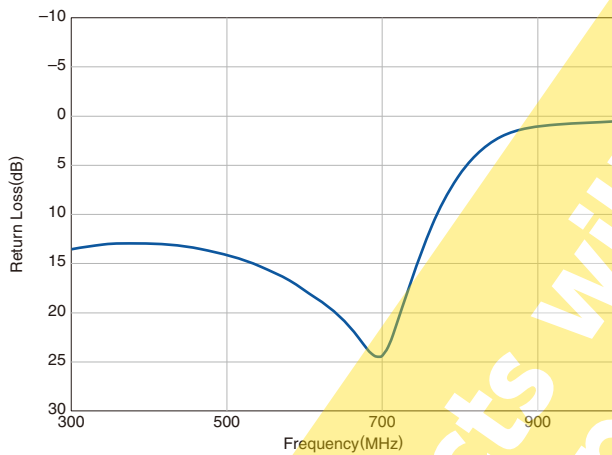
INSERTION LOSS



ATTENUATION



RETURN LOSS



The products will be or have been stopped production

- All specifications are subject to change without notice.
- Before using these products, be sure to request the delivery specifications.

RECOMMENDED REFLOW PROFILE



Preheating			Soldering			
			Critical zone (T3 to T4)		Peak	
Temp.	Temp.	Time	Temp.	Time	Temp.	Time
T1	T2	t1	T3	t2	T4	t3*
150°C	200°C	60 to 120sec	217°C	60 to 120sec	240 to 260°C	30sec max.

* t3 : Time within 5°C of actual peak temperature
The maximum number of reflow is 3.

The products will be or have been stopped production

REMINDERS FOR USING THESE PRODUCTS

Before using these products, be sure to request the delivery specifications.

SAFETY REMINDERS

Please pay sufficient attention to the warnings for safe designing when using these products.

REMINDERS

The products listed on this catalog are intended for use in general electronic equipment (AV equipment, telecommunications equipment, home appliances, amusement equipment, computer equipment, personal equipment, office equipment, measurement equipment, industrial robots) under a normal operation and use condition.

The products are not designed or warranted to meet the requirements of the applications listed below, whose performance and/or quality require a more stringent level of safety or reliability, or whose failure, malfunction or trouble could cause serious damage to society, person or property.

Please understand that we are not responsible for any damage or liability caused by use of the products in any of the applications below or for any other use exceeding the range or conditions set forth in this catalog.

- | | |
|---|--|
| (1) Aerospace/Aviation equipment | (8) Public information-processing equipment |
| (2) Transportation equipment (cars, electric trains, ships, etc.) | (9) Military equipment |
| (3) Medical equipment | (10) Electric heating apparatus, burning equipment |
| (4) Power-generation control equipment | (11) Disaster prevention/crime prevention equipment |
| (5) Atomic energy-related equipment | (12) Safety equipment |
| (6) Seabed equipment | (13) Other applications that are not considered general-purpose applications |
| (7) Transportation control equipment | |

When using this product in general-purpose applications, you are kindly requested to take into consideration securing protection circuit/equipment or providing backup circuits, etc., to ensure higher safety.