

SPECIFICATION

- Part No. : **CGGP.18.2.A.02**
- Description : GPS/GLONASS/GALILEO Dual-Band
Ceramic Patch Embedded Antenna
18x18x2mm
- Features : Wide-band Operation 1575-1610MHz
3.23dBi Peak Gain for GPS/GALILEO Band
3.53dBi Peak Gain for GLONASS Band
Low profile – 2mm Height
Through-hole Mounting Pin type
Automotive TS16949 Production and
Quality Approved
RoHS Compliant



1. Introduction

The CGGP.18.2.A.02 is a 18mm ceramic GPS/GLONASS/GALILEO embedded passive patch antenna, with a 2mm low profile. It is designed for vehicle telematic applications as well as other M2M/IoT devices. Typical applicable industries are transportation, defense, marine, agriculture, and navigation.

The antenna has been tuned and tested on a 70 x 70 mm ground plane, working at GPS 1575.42MHz and GLONASS 1602MHz, with 3.23dBi gain and 3.53dBi gain, respectively. The low profile design makes this antenna perfect for applications where space is limited. It can be easily through-hole mounted on PCB via pin. Double sided adhesive on the bottom of the patch helps to keep it in place while undergoing mounting. The CGGP.18.2.A.02 is manufactured and tested in a TS16949 first tier automotive approved facility.

Like all antennas, at least some detuning will occur when placed in a different device environment or on a different ground-plane.

For large volume GPS/GLONASS/GALILEO projects where performance is paramount, tuning for customer specific device environment and ground-plane size is needed, so custom tuned patch antennas should always be used. Taoglas can also provide different pin length for these antennas, all subject to potential NRE and MOQ. For more details please contact [your regional Taoglas sales office.](#)

2. Specification

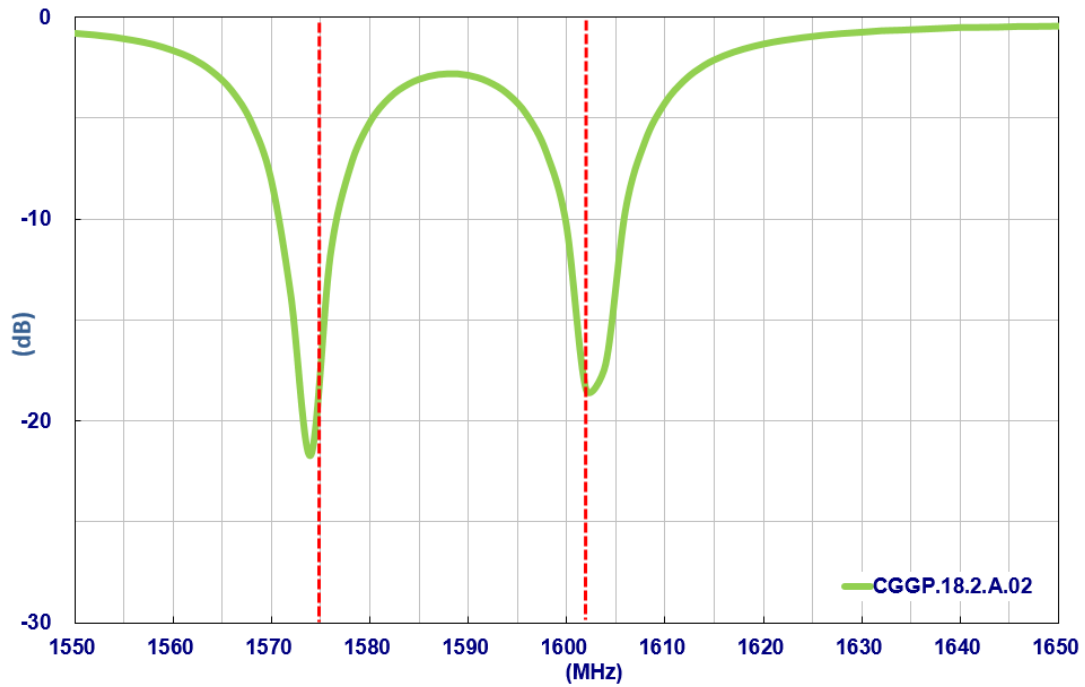
ELECTRICAL		
Application Bands	GPS/GALILEO	GLONASS
Operation Frequency (MHz)	1575.42 ±1.023	1602±5
Return Loss (dB)	-10 max.	
Gain at Zenith (dBi)	3.23	3.53
Efficiency (%)	54.88	59.52
Impedance	50 ohms	
MECHANICAL		
Ceramic Dimension (mm)	18 x 18 x 2	
Pin Diameter (mm)	0.9	
Pin Length (mm)	2.25	
Weight (g)	2.5	
ENVIRONMENTAL		
Operation Temperature	-40°C to 85°C	
Humidity	Non-condensing 65°C 95% RH	

* Antenna properties were measured with the antenna mounted on 70*70mm Ground Plane

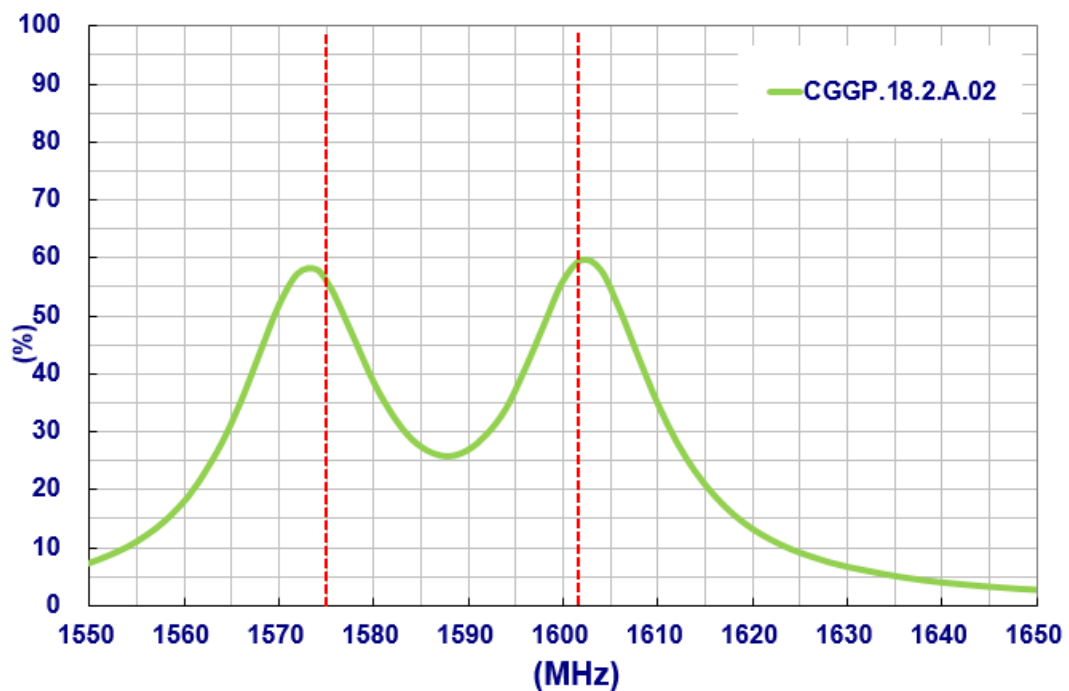
Taoglas Part # CGGPD.18.D

3. Antenna Characteristics

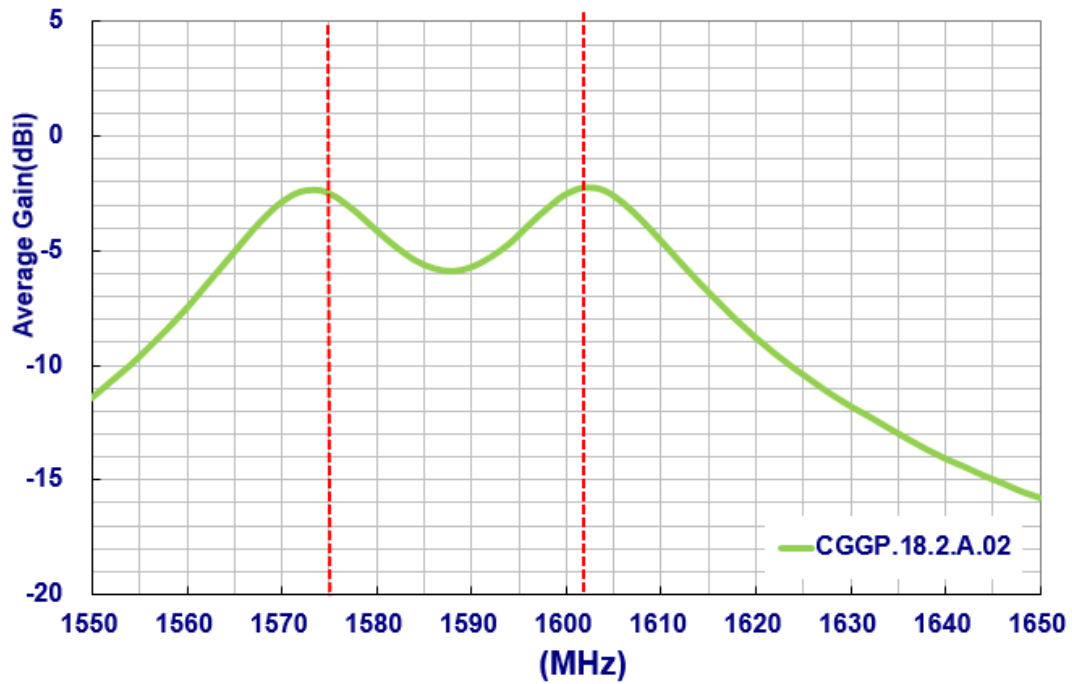
3.1. Return Loss



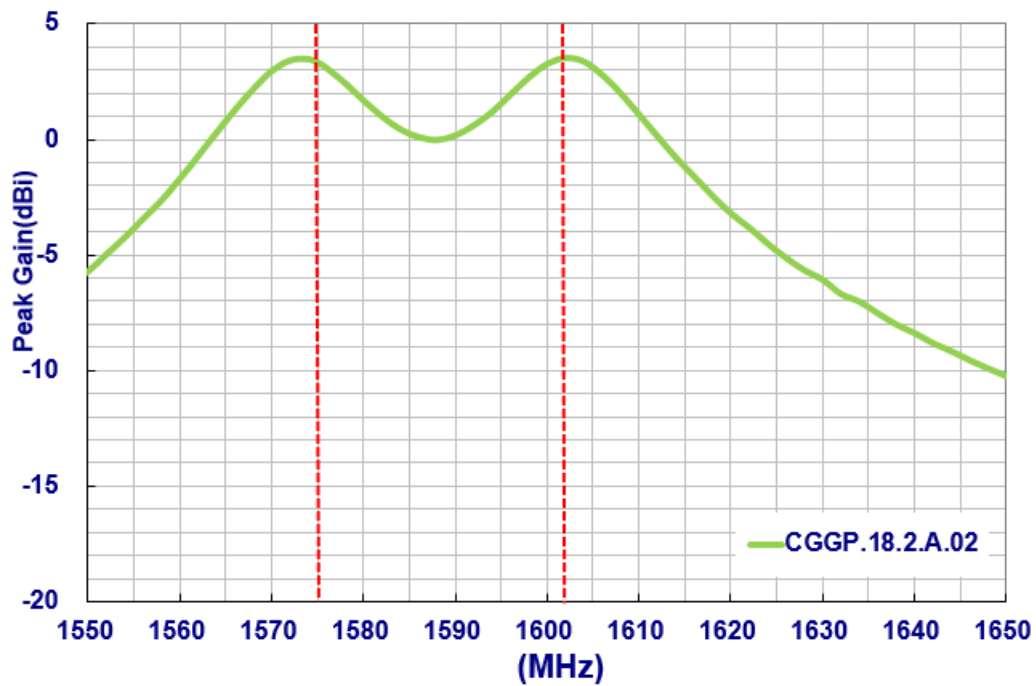
3.2. Efficiency



3.3. Average Gain




3.4. Peak Gain



4. Antenna Radiation Pattern

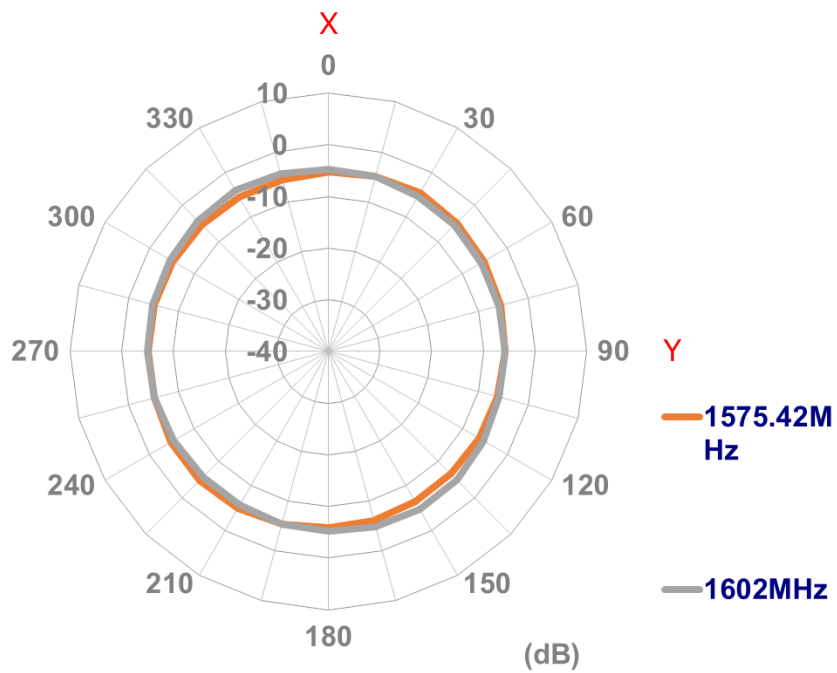
4.1. Measurement Setup

The CGGP.18.2.A.02 antenna is tested in free-space on a 70mm*70mm ground plane in a CTIA certified ETS-Lindgren Anechoic Chamber. The test setup is shown below.

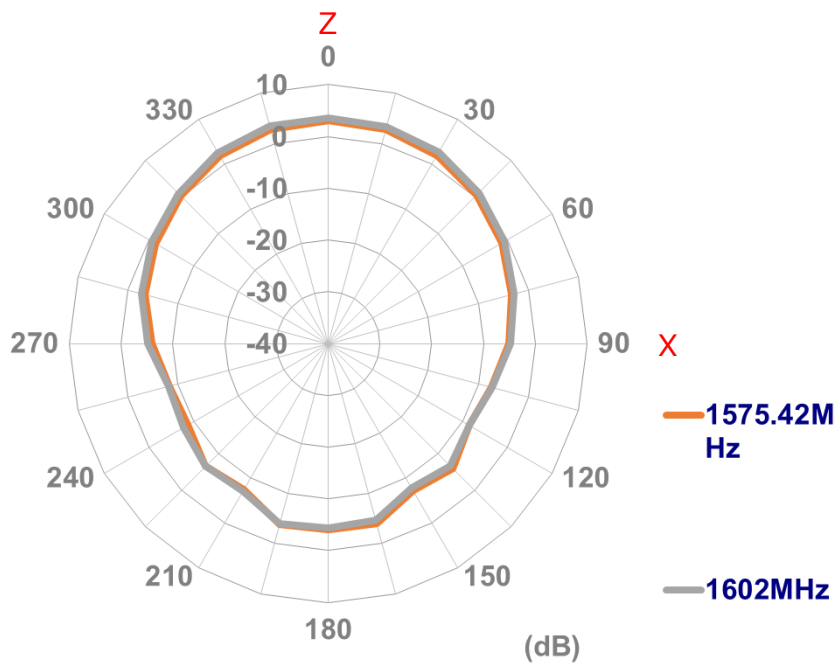


4.2. 2D Radiation Pattern

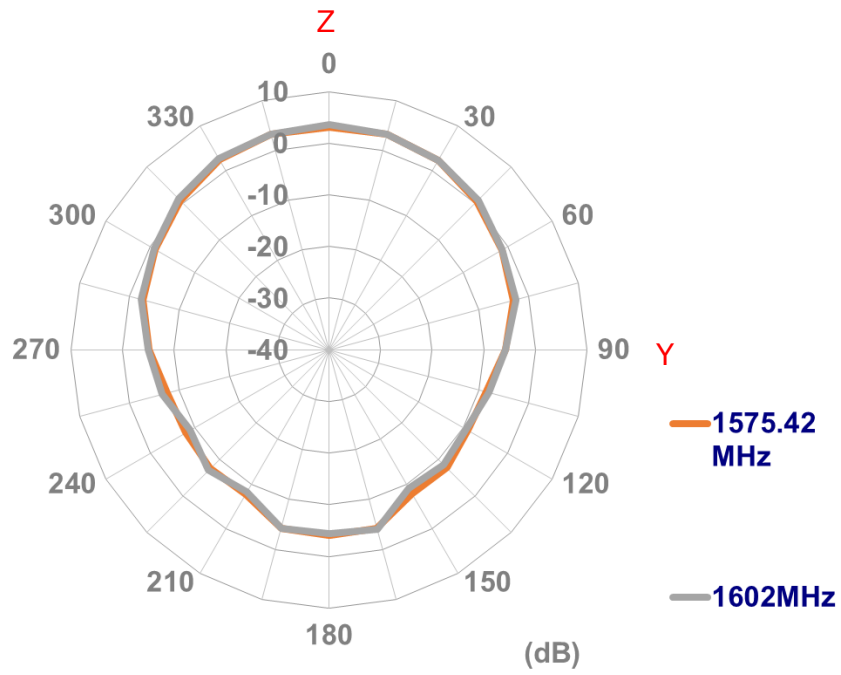
XY Plane



XZ Plane

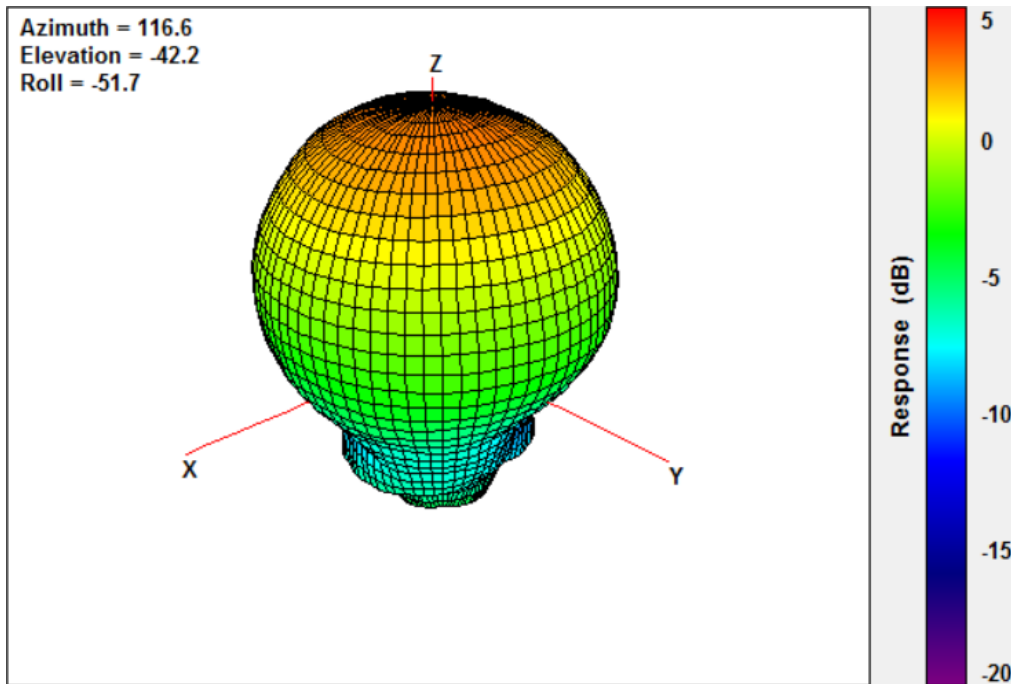


YZ Plane

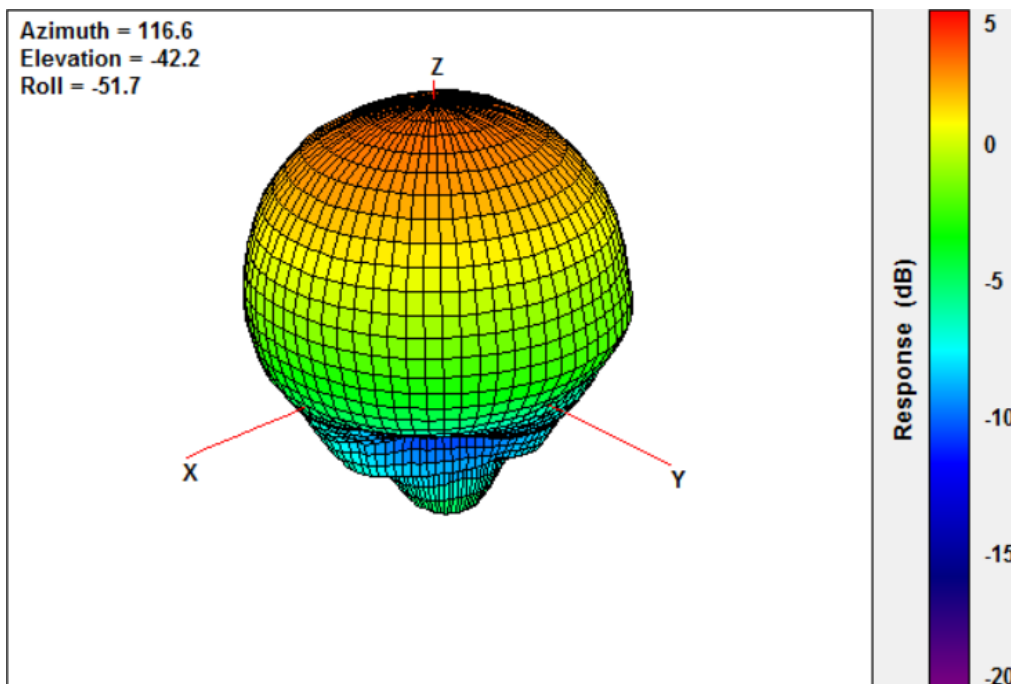


4.3. 3D Radiation Pattern

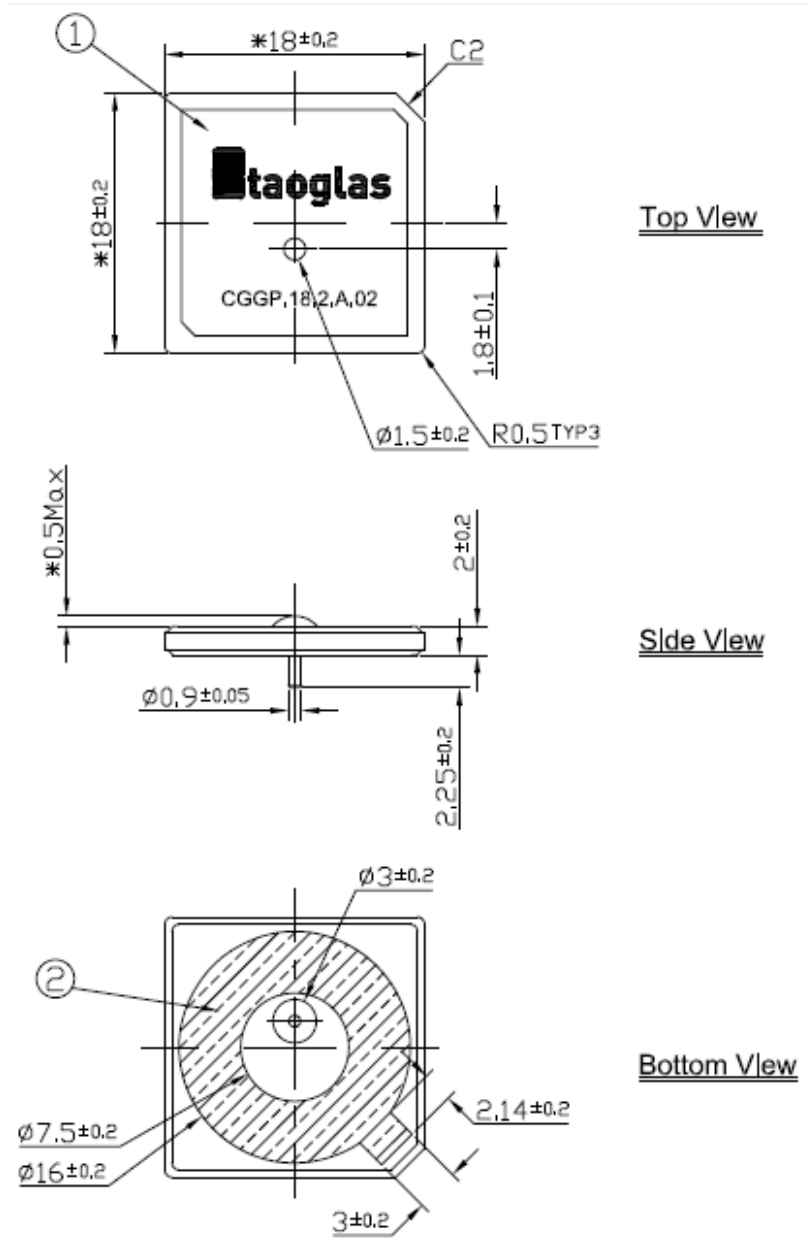
1575.42MHz




1602MHz



5. Mechanical Drawing (Unit: mm)

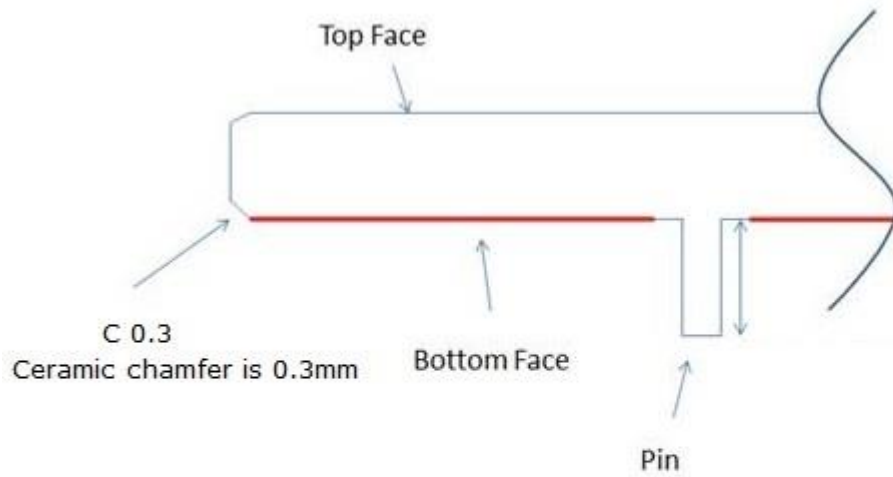


NOTES:

1. Double sided adhesive area 

	Name	P/N	Material	Finish	QTY
1	Patch 18x18x2	001513C110007A	Ceramic	Clear	1
2	Double sided Adhesive	001013C050007A	NITTO 5015	White Liner	1

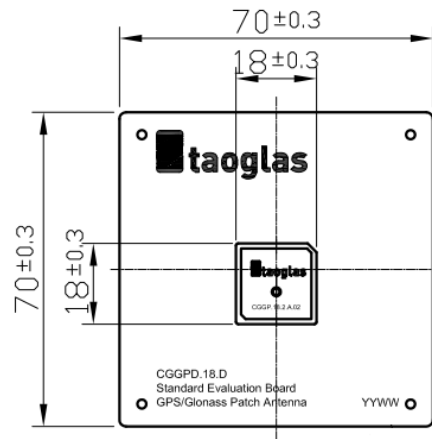
5.1. Adhesive Thickness



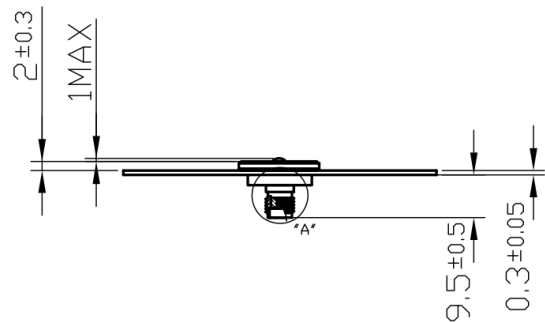
Red Line shows the adhesive without Liner - thickness 0.08~0.1mm

6. Evaluation Board (CGGPD.18.D) (Unit: mm)

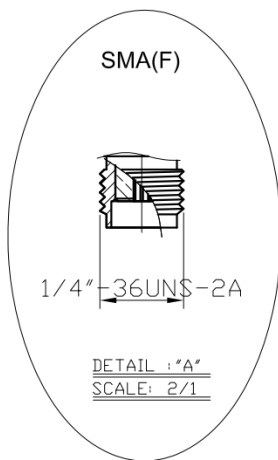
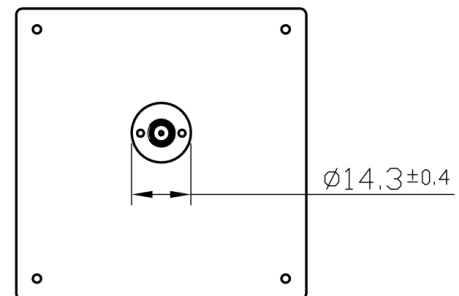
Top View



Side View

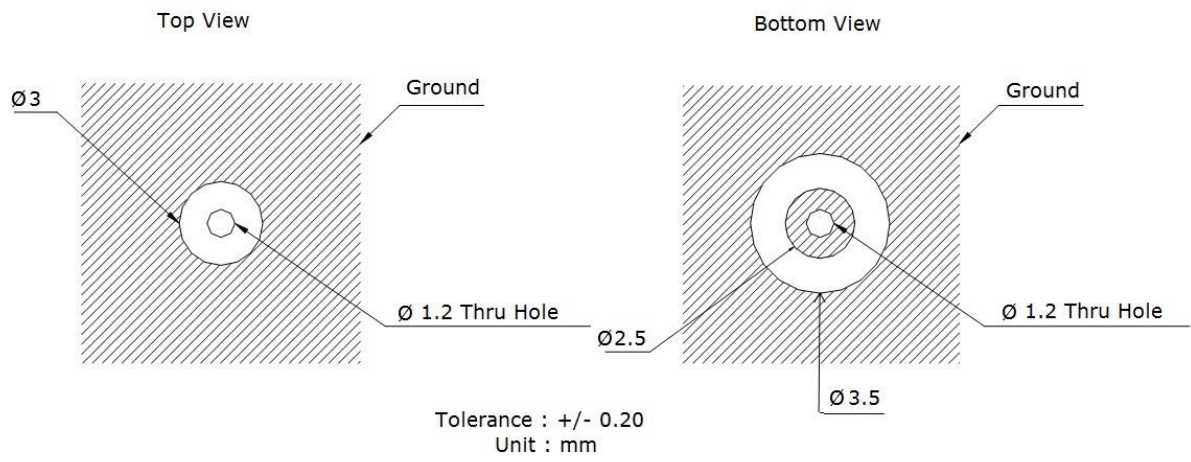


Bottom View



	Name	Material	Finish	QTY
1	Patch(18x18x4mm)	Ceramic	Clear	1
2	Ground-Plane(70x70x0.3mm)	Brass	Silver	1
3	SMA(F) ST	Brass	Gold	1

7. PCB Footprint Recommendation



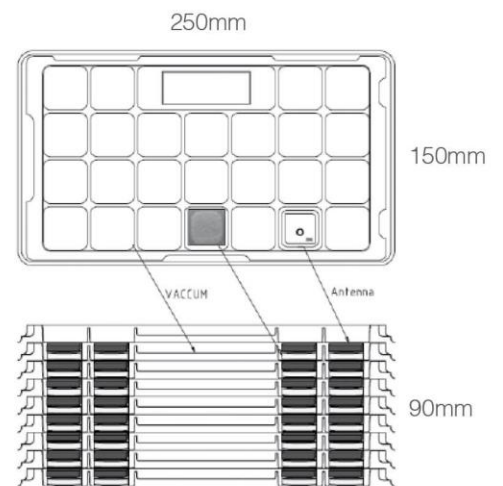
8. Packaging

8.1. Inner Tray & Inner Carton

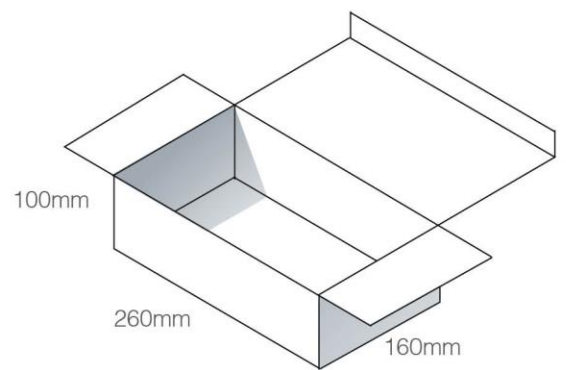
CGGP.18.2.A.02

Packaging Specifications

25 pcs per tray
 Tray Dimensions - 250*150*11mm

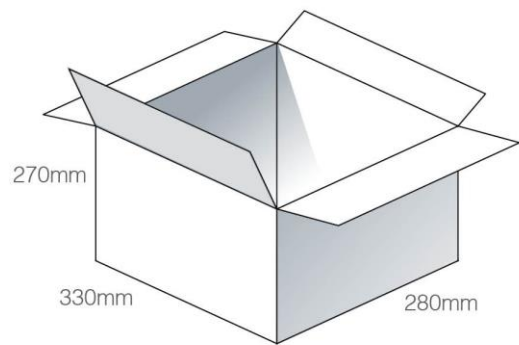


8 Trays per inner box
 200 pcs CGGP.18.2.A.02
 Dimensions - 260*160*100mm

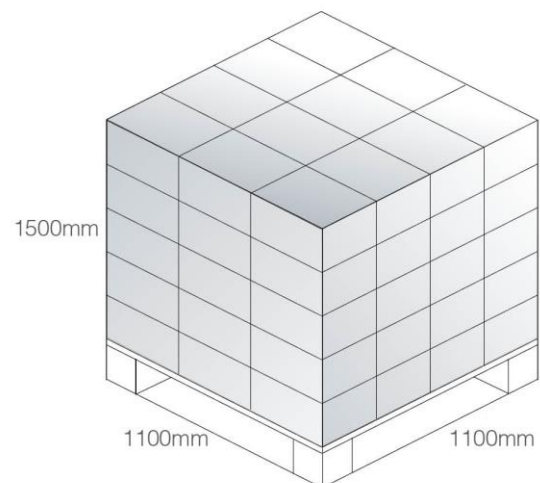


8.2. Carton

4 inner boxes per outer carton
800 Pieces CGGP.18.2.A.02 per carton
Carton Dimensions - 330*280*270mm



Pallet Dimensions 1100*1100*1500mm
60 Cartons per Pallet
12 Cartons per layer
5 Layers



Taoglas makes no warranties based on the accuracy or completeness of the contents of this document and reserves the right to make changes to specifications and product descriptions at any time without notice. Taoglas reserves all rights to this document and the information contained herein.

Reproduction, use or disclosure to third parties without express permission is strictly prohibited.

Copyright © Taoglas Ltd.