

REV. Status
REVISION - 08/14/96 TS
REVISION A REFORMATTED 08/22/96 TS
REVISION B REFORMATTED 07/15/97 TS
REVISION C CHANGED A.7. 08/20/99 TS
REVISION D ADDED RoHS 01/12/06 MP
REVISION E SAFETY UPDATED FUSE INFO ADDED 6-22-09 MP
REVISION F REMOVED TEMECULA CA. 11-22-19 MP

THREE FLANGE SINGLE PRIMARY 6.0VA PC BOARD POWER TRANSFORMER

A. Electrical Specifications (@ 25°C)

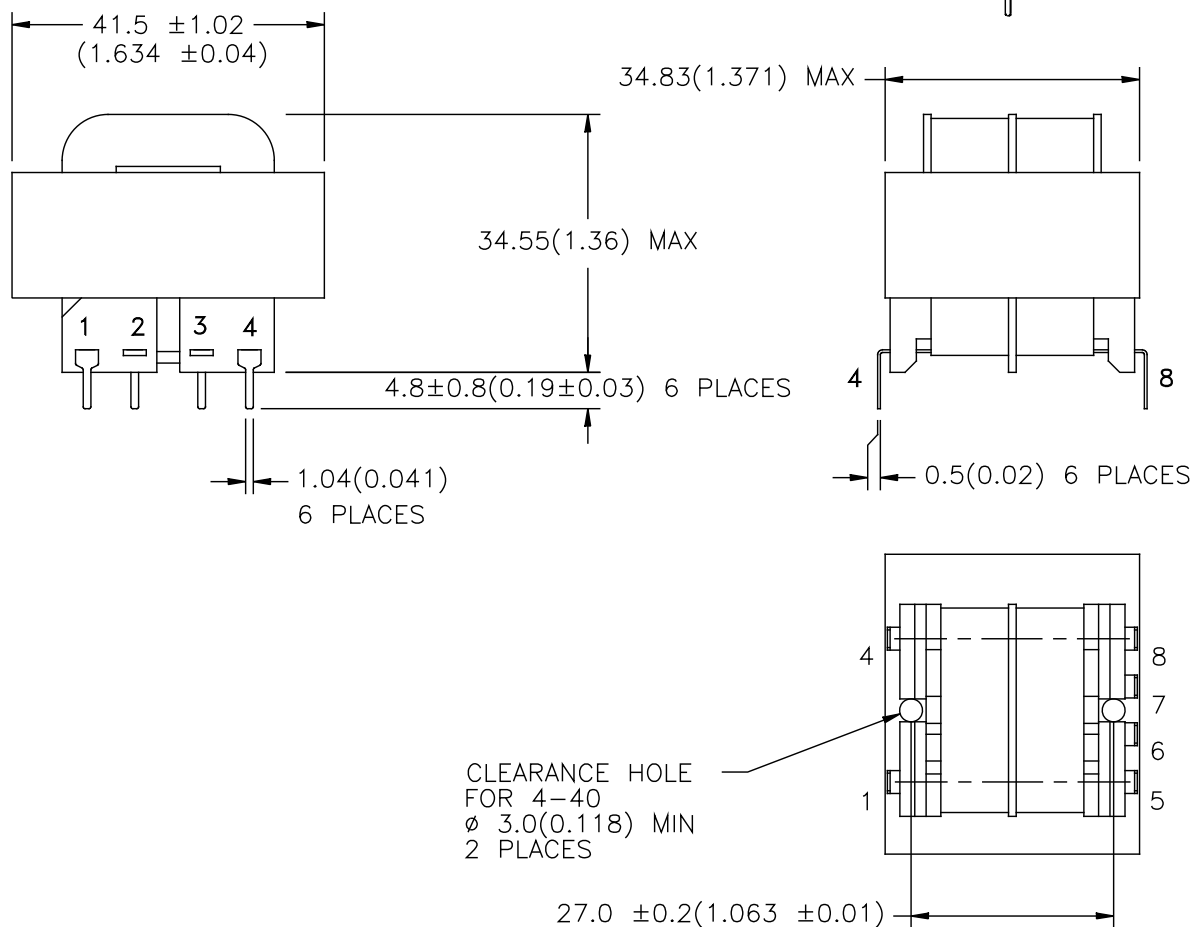
1. Maximum Power: 6.0 VA
2. Input Voltage and Frequency: 115V 50/60 Hz
3. Secondary Voltage: See Table A
4. Voltage Regulation: 18% TYP @ full load to no load
5. Temperature Rise: 35°C TYP (45°C MAX allowed)
6. Insulation Resistance:
100 MΩ MIN @ 500VDC, Pri to Sec, Pri to Core
100 MΩ MIN @ 500VDC, Sec to Core
7. Hi-Pot: 2500 Vrms 1 minute @ Pri to Sec
1500 Vrms 1 minute @ Pri to Core
1500 Vrms 1 minute @ Sec to Core
500 Vrms 1 minute @ Sec to Sec

B. Marking: TAMURA, Tamura part number (see sheet 2), MICROTRAN, Microtran part number (see sheet 2), date code, country of origin, safety logos and input and output ratings

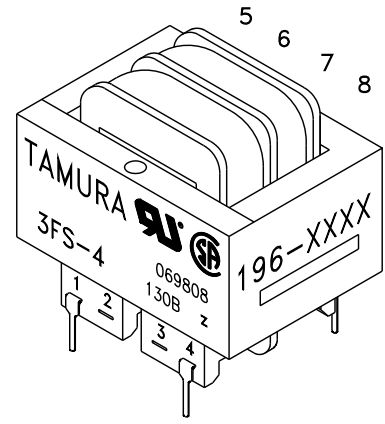
C. Safety:

- Insulation Class B (130°C) File No. E92957
- CSA 22.2 No. 66-1988, File No. 069808.
- UL 1585, Class 2 or 3, Noninherently limited, File No. E95844.
- UL 506, General Purpose, File No. E91239

D. Mechanical Specifications:



MODEL NUMBER
3FS-4XX & PSS4-XX



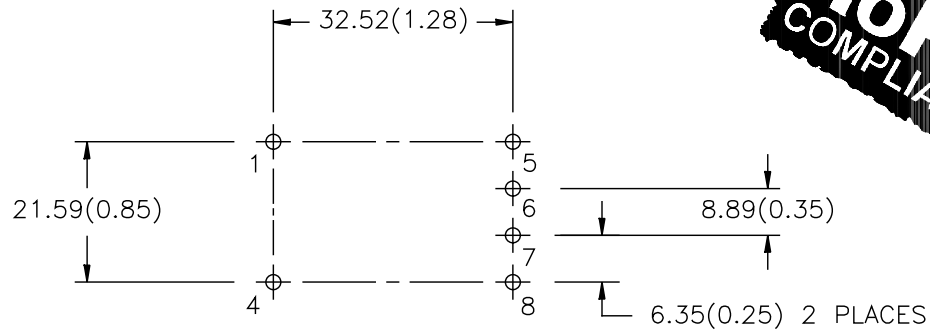
PREPARED BY: C. POPPE
ENGINEER: M. PITCHAI
SAFETY ENGINEER
APPROVED: M. PITCHAI

DRAWING CONTROL NO. P-A1-11647	REV F	MODEL DESCRIPTION SIZE 4 3FS & PSS FAMILY POWER TRANSFORMER	MODEL SPECIFICATION 3FS-4XX & PSS4-XX
CONTENTS OF THIS DRAWING ARE SUBJECT TO CHANGE WITHOUT PRIOR NOTICE		TAMURA CORPORATION OF AMERICA 1040 SOUTH ANDREASEN DRIVE, #100 ESCONDIDO, CA. 92029 (760) 871-2009	DIM: mm[In] SCL: NONE Sh: 1 OF 2
PROPRIETARY NOTICE: THIS DRAWING PRINT OR DOCUMENT AND SUBJECT MATTER DISCLOSED HEREIN ARE PROPRIETARY ITEMS TO WHICH TAMURA RETAINS THE EXCLUSIVE RIGHT OF DISSEMINATION, REPRODUCTION, MANUFACTURE AND SALE. THIS DRAWING, PRINT OR DOCUMENT IS SUBMITTED IN CONFIDENCE FOR CONSIDERATION BY THE RECIPIENT ALONE UNLESS PERMISSION FOR FURTHER DISCLOSURE IS EXPRESSLY GRANTED IN WRITING.			

REV. Status

REVISION -
FOR REVISION
HISTORY

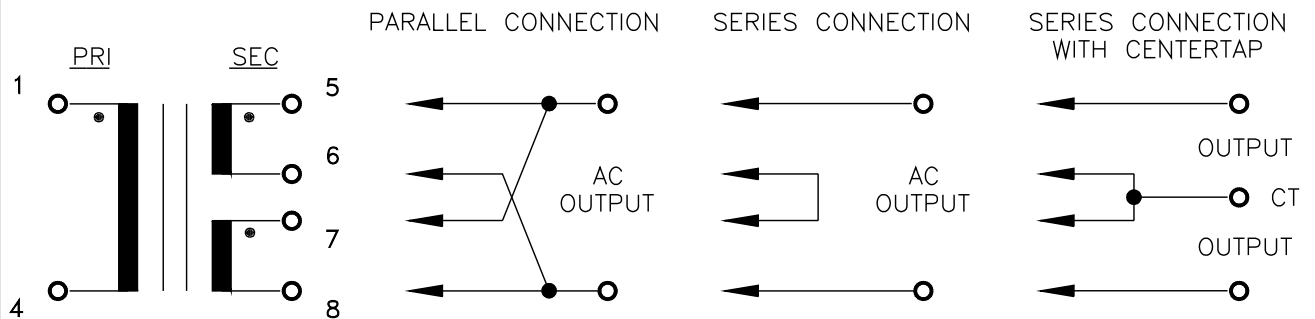
E. Mounting Footprint:



MODEL NUMBER

3FS-4XX & PSS4-XX

F. Schematic Diagram:



*Not UL - recognized for series connect.

G. Table A: (NOTE: all parts are dual marked with both part numbers)

UL APPROVED FUSE

TAMURA PART NO.	MICROTRAN PART NO.	PARALLEL		SERIES		SERIES WITH CT		SECONDARY FUSE REQUIRED EACH WINDING
		AC VOLTS	RMS AMPS	AC VOLTS	RMS AMPS	AC VOLTS	RMS AMPS	
3FS-410	PSS4-10	5.0	1.20	10.0	0.60	5.0-CT-5.0	0.60	0.75A
3FS-412	PSS4-12	6.3	1.00	12.6	0.50	6.3-CT-6.3	0.50	0.63A
3FS-416	PSS4-16	8.0	0.80	16.0	0.40	8.0-CT-8.0	0.40	0.50A
3FS-420	PSS4-20	10.0	0.60	20.0	0.30	10.0-CT-10.0	0.30	0.40A
3FS-424	PSS4-24	12.0	0.50	24.0	0.25	12.0-CT-12.0	0.25	0.315A
3FS-428	PSS4-28	14.0	0.40	28.0	0.20	14.0-CT-14.0	0.20	0.25A
3FS-436	PSS4-36	18.0	0.34	36.0	0.17	18.0-CT-18.0	0.17	0.20A
3FS-448	PSS4-48	24.0	0.25	48.0	0.125	24.0-CT-24.0	0.125	0.15A
3FS-456	PSS4-56	28.0	0.22	56.0	0.11	28.0-CT-28.0	0.11	0.15A
3FS-4120	PSS4-120	60.0	0.10	120.0*	0.05	60.0-CT-60.0	0.05	N/A

PREPARED BY:

C. POPPE

ENGINEER:

M. PITCHAI

SAFETY ENGINEER

DRAWING CONTROL NO. P-A1-11647	REV F	MODEL DESCRIPTION SIZE 4 3FS & PSS FAMILY POWER TRANSFORMER	MODEL SPECIFICATION 3FS-4XX & PSS4-XX
CONTENTS OF THIS DRAWING ARE SUBJECT TO CHANGE WITHOUT PRIOR NOTICE		TAMURA CORPORATION OF AMERICA 1040 SOUTH ANDREASEN DRIVE, #100 ESCONDIDO, CA. 92029 (760) 871-2009	DIM: mm[In] SCL: NONE Sh: 2 OF 2
APPROVED:	PROPRIETARY NOTICE: THIS DRAWING PRINT OR DOCUMENT AND SUBJECT MATTER DISCLOSED HEREIN ARE PROPRIETARY ITEMS TO WHICH TAMURA RETAINS THE EXCLUSIVE RIGHT OF DISSEMINATION, REPRODUCTION, MANUFACTURE AND SALE. THIS DRAWING, PRINT OR DOCUMENT IS SUBMITTED IN CONFIDENCE FOR CONSIDERATION BY THE RECIPIENT ALONE UNLESS PERMISSION FOR FURTHER DISCLOSURE IS EXPRESSLY GRANTED IN WRITING.		
M. PITCHAI			