

250mA, 100V SMD Switching Diode

FEATURES

- Fast switching device ($t_{rr} < 4\text{ns}$)
- Ideal for automated placement
- Moisture sensitivity level: level 1, per J-STD-020
- Compliance to RoHS directive 2011/65/EU and in accordance to WEEE 2002/96/EC
- Halogen-free according to IEC 61249-2-21

APPLICATIONS

- Switching mode power supply (SMPS)
- Adapters
- Lighting application
- On-board DC/DC converter

MECHANICAL DATA

- Case: SOD-323
- Molding compound meets UL 94 V-0 flammability rating
- Terminal: Matte tin plated leads, solderable per J-STD-002
- Meet JESD 201 class 1A whisker test
- Polarity: Indicated by cathode band
- Weight: $4.85 \pm 0.5\text{mg}$ (approximately)

KEY PARAMETERS		
PARAMETER	VALUE	UNIT
I_F	250	mA
V_R	100	V
V_F at $I_F=150\text{mA}$	1.25	V
T_J Max.	150	°C
Package	SOD-323	
Configuration	Single die	



ABSOLUTE MAXIMUM RATINGS ($T_A = 25^\circ\text{C}$ unless otherwise noted)			
PARAMETER	SYMBOL	BAS316	UNIT
Marking code on the device		A6	
Power dissipation	P_D	200	mW
Forward current	I_F	250	mA
Non-repetitive peak forward surge current	I_{FRM}	Pulse Width = 1 μs	4.0
		Pulse Width = 1 ms	1.0
Junction temperature range	T_J	-65 to +150	°C
Storage temperature range	T_{STG}	-65 to +150	°C

ELECTRICAL SPECIFICATIONS ($T_A = 25^\circ\text{C}$ unless otherwise noted)					
PARAMETER	CONDITIONS	SYMBOL	MIN	MAX	UNIT
Forward voltage per diode ⁽¹⁾	$I_F = 1.0\text{mA}, T_J = 25^\circ\text{C}$	V_F	-	0.715	V
	$I_F = 10\text{mA}, T_J = 25^\circ\text{C}$		-	0.855	
	$I_F = 50\text{mA}, T_J = 25^\circ\text{C}$		-	1.000	
	$I_F = 150\text{mA}, T_J = 25^\circ\text{C}$		-	1.250	
Reverse voltage	$I_R = 100\mu\text{A}, T_J = 25^\circ\text{C}$	V_R	100	-	V
Reverse current @ rated V_R ⁽²⁾	$V_R = 25\text{V}, T_J = 25^\circ\text{C}$	I_R	-	0.03	μA
	$V_R = 75\text{V}, T_J = 25^\circ\text{C}$		-	1.00	
Junction capacitance	$f = 1\text{MHz}, V_R = 0\text{V}$	C_J	-	1.5	pF
Reverse recovery time	$I_F = 10\text{mA}, I_R = 10\text{mA}, R_L = 100\Omega$	t_{rr}	-	4.0	ns

Notes:

1. Pulse test with $PW=0.3\text{ms}$
2. Pulse test with $PW=30\text{ms}$

ORDERING INFORMATION		
ORDERING CODE	PACKAGE	PACKING
BAS316 RRG	SOD-323	3K / 7" Reel

CHARACTERISTICS CURVES

($T_A = 25^\circ\text{C}$ unless otherwise noted)

Fig.1 Typical Forward Characteristics

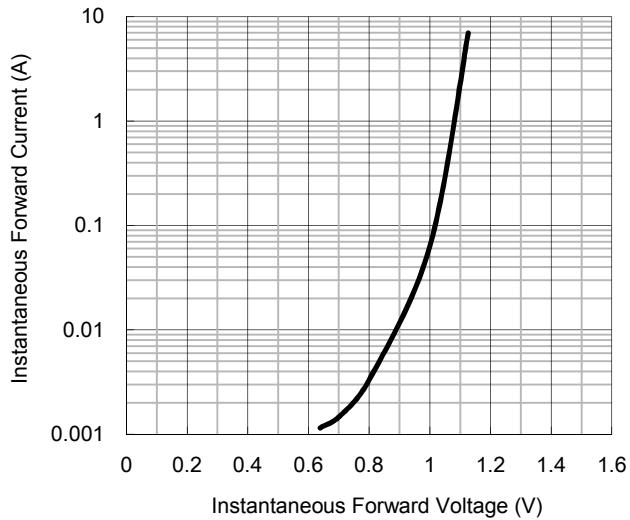


Fig.2 Reverse Current

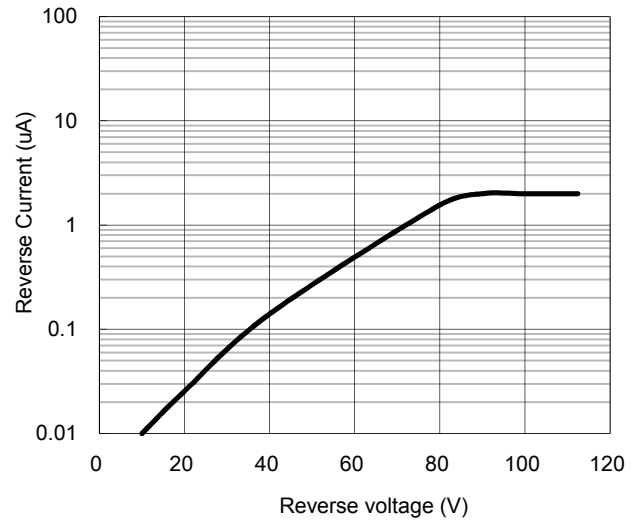


Fig.3 Admissible Power Dissipation Curve

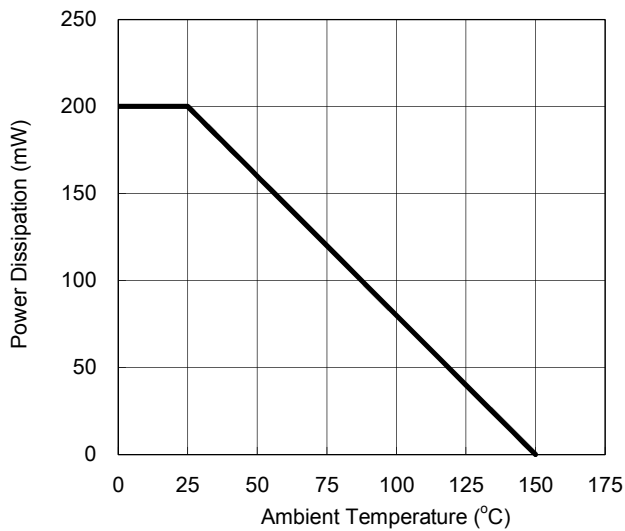
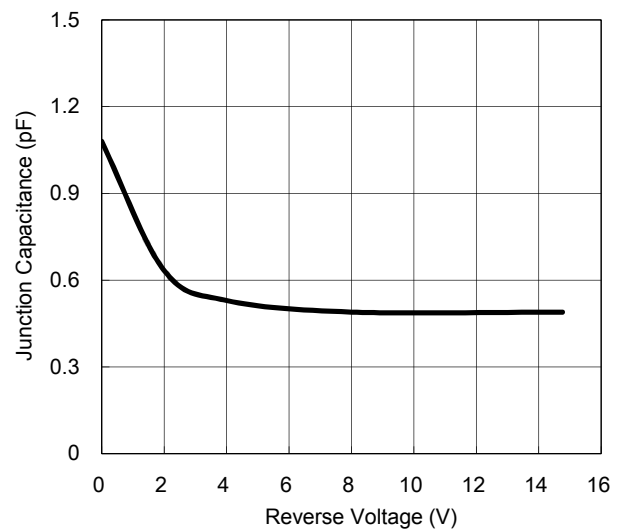
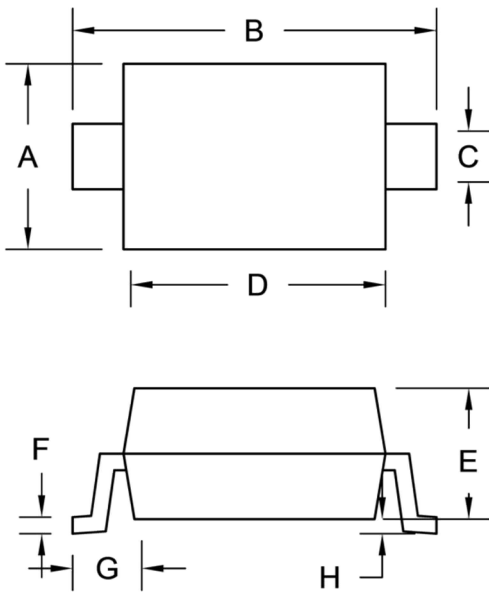


Fig.4 Typical Junction Capacitance



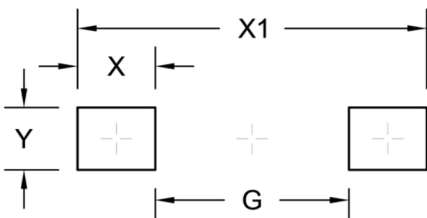
PACKAGE OUTLINE DIMENSION

SOD-323



DIM.	Unit (mm)		Unit (inch)	
	Min.	Max.	Min.	Max.
A	1.150	1.400	0.045	0.055
B	2.300	2.700	0.091	0.106
C	0.250	0.450	0.010	0.018
D	1.600	1.800	0.063	0.071
E	0.800	1.000	0.031	0.039
F	0.050	0.177	0.002	0.007
G	0.475 (Ref.)		0.019 (Ref.)	
H	-	0.100	-	0.004

SUGGEST PAD LAYOUT



Symbol	Unit (mm)	Unit (inch)
G	1.52	0.060
X	0.61	0.024
X1	2.74	0.108
Y	0.49	0.019

Notice

Specifications of the products displayed herein are subject to change without notice. TSC or anyone on its behalf, assumes no responsibility or liability for any errors or inaccuracies.

Purchasers are solely responsible for the choice, selection, and use of TSC products and TSC assumes no liability for application assistance or the design of Purchasers' products.

Information contained herein is intended to provide a product description only. No license, express or implied, to any intellectual property rights is granted by this document. Except as provided in TSC's terms and conditions of sale for such products, TSC assumes no liability whatsoever, and disclaims any express or implied warranty, relating to sale and/or use of TSC products including liability or warranties relating to fitness for a particular purpose, merchantability, or infringement of any patent, copyright, or other intellectual property right.

The products shown herein are not designed for use in medical, life-saving, or life-sustaining applications. Customers using or selling these products for use in such applications do so at their own risk and agree to fully indemnify TSC for any damages resulting from such improper use or sale.