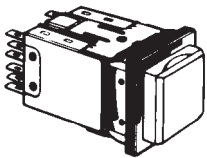


Switchcraft®

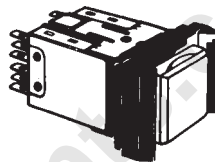
ONLINE CATALOG

SWITCHCRAFT, INC. 5555 N. Elston Ave.
Chicago, IL 60630 • 773 792-2700 • FAX: 773 792-2129
www.switchcraft.com


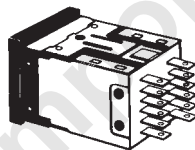
Push-Lite® SWITCHES AND INDICATORS



WITHOUT BARRIERS



WITH BARRIERS

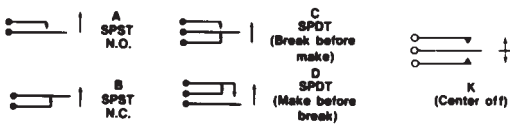


SERIES PL9000 - PL® INDICATORS

LIGHT DIVIDER

BASIC SCHEMATIC

Switch circuitry can be described as combinations of basic schematic circuits as shown below. N.O. means normally open; N.C. means normally closed.



The above are strictly electrical schematics and do not necessarily indicate relative solder lug positions.