

IEC Appliance Outlet J, Snap-in/Screw-on Mounting, Front Side, Solder or Quick-connect Terminal



Snap-in version
 from front side
 Solder or quick connect terminals



Screw-on mounting
 from front side
 Solder or quick connect terminals

type J



70° C

See below:

[Approvals and Compliances](#)

Description

- Snap-in or screw-on mounting , from front side
- Connector , Pin temperature 70 °C Protection class I
- V-Lock, P-Lock and Twylock compatible
- Safety of electrical appliances for household and similar purposes. Meets the requirements for appliances in unattended use. This includes the enhanced requirements of glow wire tests acc. to IEC 60695-2-11 or -12 & -13.
- Solder terminals or quick connect terminals

Characteristics

- Suitable for use in equipment according to IEC/UL 62368-1

Other versions on request

- Other panel thickness
- Variants in white color
- For protection class II

References

Substitute for type [0723](#); [5213](#); [5216](#)
 Alternative: version with integrated light pipes [4797-5](#)

Weblinks

[pdf data sheet](#), [html datasheet](#), [General Product Information](#), [Approvals](#), [Distributor-Stock-Check](#), [Accessories](#), [Detailed request for product](#), [Landing Page](#)

The integration of light pipes in the appliance outlet provides status indication in smart PDUs. See PDU Landing Page for more information.
[Power Distribution Units](#)

Technical Data

Ratings IEC	16A / 250VAC; 50Hz	Appliance inlet/-outlet	type J acc. to IEC 60320-3
Ratings UL/CSA	20A / 250VAC; 60Hz		UL 498, CSA C22.2 no. 42 (for cold conditions) pin-temperature 70 °C, 16A, Protection Class I
Dielectric Strength	> 2.5kVAC between L-N > 3kVAC between L/N-PE (1 min/50Hz)		
Allowable Operation Temperature	-25 °C to 70 °C		
Protection against electric shock	Suitable for appliances with protection class I or II acc. to IEC 61140		
Terminal	Solder terminals or quick connect terminals		
Panel Thickness S	Screw: max 8 mm Mounting screw torque max 0.5Nm Snap-in: 0.8mm to 3mm		
Material: Housing	Thermoplastic, black, UL 94V-0		

Approvals and Compliances




Detailed information on product approvals, code requirements, usage instructions and detailed test conditions can be looked up in [Details about Approvals](#)

SCHURTER products are designed for use in industrial environments. They have approvals from independent testing bodies according to national and international standards. Products with specific characteristics and requirements such as required in the automotive sector according to IATF 16949, medical technology according to ISO 13485 or in the aerospace industry can be offered exclusively with customer-specific, individual agreements by SCHURTER.

Approvals





The approval mark is used by the testing authorities to certify compliance with the safety requirements placed on electronic products.

Approval Reference Type: 4797

Approval Logo	Certificates	Certification Body	Description
	VDE Approvals	VDE	Certificate Number: 40040106
	UL Approvals	UL	UL File Number: E103791
	CCC Approvals	CCC	CCC Certificate Number: 2016180204002357



Product standards

Product standards that are referenced

Organization	Design	Standard	Description
	Designed according to	IEC 60320-1	Appliance couplers for household and similar general purposes
	Designed according to	IEC 60320-3	Appliance couplers for household and similar general purposes
	Designed according to	UL 498	Standard for Attachment Plugs and Receptacles
	Designed according to	CSA C22.2 no. 42	General Use Receptacles, Attachment Plugs, and Similar Wiring Devices







Application standards

Application standards where the product can be used

Organization	Design	Standard	Description
	Designed for applications acc.	IEC/UL 62368-1	IEC 62368-1 includes the basic requirements for safety of audio, video, information technology and office equipment.
	Designed for applications acc.	IEC 60335-1	Safety of electrical appliances for household and similar purposes. Meets the requirements for appliances in unattended use. This includes the enhanced requirements of glow wire tests acc. to IEC 60695-2-11 or -12 & -13.

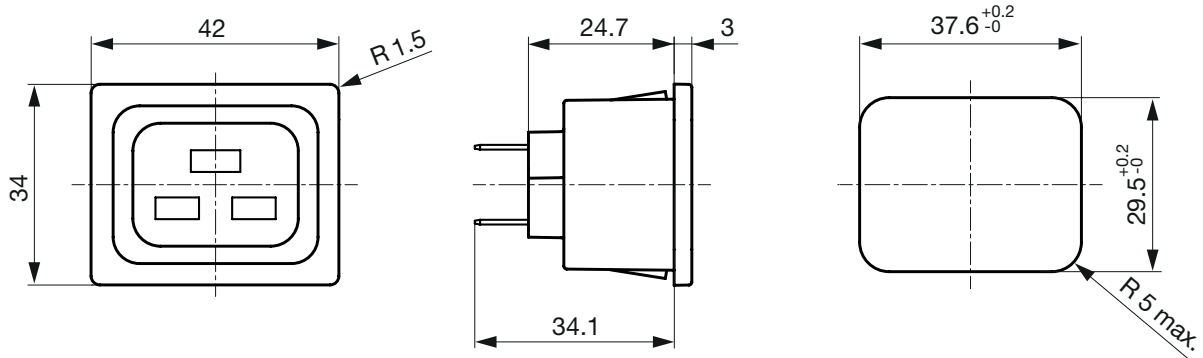
Compliances

The product complies with following Guide Lines

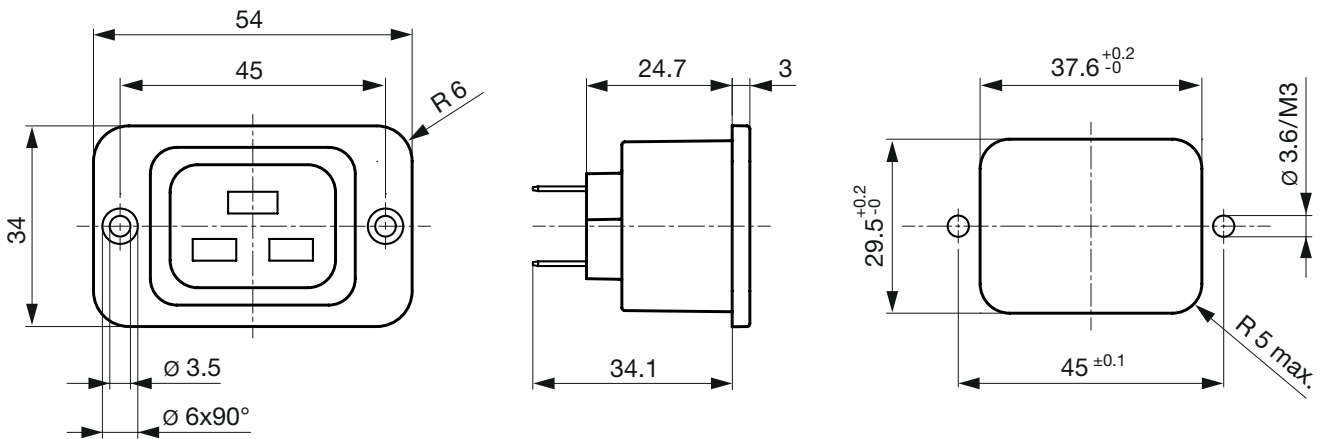
Identification	Details	Initiator	Description
	CE declaration of conformity	SCHURTER AG	The CE marking declares that the product complies with the applicable requirements laid down in the harmonisation of Community legislation on its affixing in accordance with EU Regulation 765/2008.
	RoHS	SCHURTER AG	Directive RoHS 2011/65/EU, Amendment (EU) 2015/863
	China RoHS	SCHURTER AG	The law SJ / T 11363-2006 (China RoHS) has been in force since 1 March 2007. It is similar to the EU directive RoHS.
	REACH	SCHURTER AG	On 1 June 2007, Regulation (EC) No 1907/2006 on the Registration, Evaluation, Authorization and Restriction of Chemicals 1 (abbreviated as "REACH") entered into force.
	Landing Page V-Lock	SCHURTER AG	V-Lock system are based on a matching plug-dose combination. The connector is equipped with a notch intended for use with the latching cordset. The cord latching system prevents against accidental removal of the cordset.
	White Paper Glow wire test	SCHURTER AG	Meets the requirements of IEC 60335-1 for appliances in unattended use. This includes the enhanced requirements of glow wire tests acc. to IEC 60695-2-11 or -12 & -13.

Dimensions [mm]

Snap-in mounting from front side



Screw-on from front side



All Variants

Panel mounting	Panel Thickness s [mm]	Terminal	Protection Class	Order Number
Snap-in	1	Quick connect terminals 6.3 x 0.8 mm	I	4797.0010
Snap-in	1.2	Quick connect terminals 6.3 x 0.8 mm	I	4797.0012
Snap-in	1.5	Quick connect terminals 6.3 x 0.8 mm	I	4797.0015
Snap-in	2	Quick connect terminals 6.3 x 0.8 mm	I	4797.0020
Snap-in	2.5	Quick connect terminals 6.3 x 0.8 mm	I	4797.0025
Snap-in	3	Quick connect terminals 6.3 x 0.8 mm	I	4797.0030
Snap-in	1	Solder terminals	I	4797.3010
Snap-in	1.2	Solder terminals	I	4797.3012
Snap-in	1.5	Solder terminals	I	4797.3015
Snap-in	2	Solder terminals	I	4797.3020
Snap-in	2.5	Solder terminals	I	4797.3025
Snap-in	3	Solder terminals	I	4797.3030
Screw	-	Quick connect terminals 6.3 x 0.8 mm	I	4797.0000
Screw	-	Solder terminals	I	4797.3000

Most Popular.

Availability for all products can be searched real-time: <https://www.schurter.com/en/Stock-Check/Stock-Check-SCHURTER>

Packaging unit 50 Pcs

Accessories

Description



[Wire Harness](#)
 Wire harness for SCHURTER products



[Assorted Covers](#)
 Rear Cover

0859.0075



[Cord retaining kits](#)
 Cord retaining strain relief

Countersunk, J

4700.0009

Flat head, L

4700.0011

Mating Inlets/Plugs

Category / Description



[Plug Overview complete](#)

4796, Mounting: Power Cord, Cable, Plug: IEC I

4796

4789, Mounting: Power Cord, Screw, Plug: IEC I

4789

[Plug further types to 4797](#)

Mating Inlets/Plugs shuttered

[Interconnection Cord Overview complete](#)



VAC19KS, Interconnection, V-Lock cord retaining, 2.0 m, Connector IEC C19, H05VV-F3G1.5 / SJT 3x14 AWG, black

3-100-362

VAC19KS, Interconnection, V-Lock cord retaining, 3.0 m, Connector IEC C19, H05VV-F3G1.5 / SJT 3x14 AWG, black

3-100-363

VAC19KS, Interconnection, V-Lock cord retaining, 1.0 m, Connector IEC C19, H05VV-F3G1.5, black

6051.2147

VAC19KS, Interconnection, V-Lock cord retaining, 1.0 m, Connector IEC C19, H05VV-F3G1.5 / SJT 3x14 AWG, black

6051.2197

VAC19KS, Interconnection, V-Lock cord retaining, 2.0 m, Connector IEC C19, H05VV-F3G1.5, black

6051.2047

[Interconnection Cord further types to 4797](#)