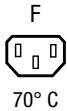


IEC Appliance Outlet F Shuttered, Snap-in Mounting, Front Side, Solder or Quick-connect Terminal



Snap-in version



See below:

Approvals and Compliances

Description

- Panel mount Snap-in version , from front side
- 1 Function :
- Connector shuttered , Pin temperature 70 °C , Protection class I
- Solder terminals or quick connect terminals

Weblinks

[pdf data sheet](#), [html datasheet](#), [General Product Information](#), [Approvals](#), [Distributor-Stock-Check](#), [Accessories](#), [Detailed request for product](#)

Technical Data

Ratings IEC	10A / 250VAC; 50Hz	Appliance inlet/-outlet	F acc. to IEC 60320-3
Ratings UL/CSA	15A / 250VAC; 60Hz		UL 60320-1, CSA C22.2 no. 60320-1
Dielectric Strength	> 2 kVAC between L-N > 2 kVAC between L/N-PE (1 min/50Hz)		(for cold conditions) pin-temperature 70 °C, 10A, Protection Class I
Allowable Operation Temperature	-25 °C to 70 °C		
IP-Protection	from front side IP30 acc. to IEC 60529		
Protection against electric shock	Suitable for appliances with protection class I acc. to IEC 61140		
Terminal	Solder terminals or quick connect terminals		
Panel Thickness S	Snap-in: 1/1.2/1.5/2/2.5/3 mm		
Material: Housing	Thermoplastic, black, UL 94V-0		

Approvals and Compliances

Detailed information on product approvals, code requirements, usage instructions and detailed test conditions can be looked up in [Details about Approvals](#)

SCHURTER products are designed for use in industrial environments. They have approvals from independent testing bodies according to national and international standards. Products with specific characteristics and requirements such as required in the automotive sector according to IATF 16949, medical technology according to ISO 13485 or in the aerospace industry can be offered exclusively with customer-specific, individual agreements by SCHURTER.

Approvals





The approval mark is used by the testing authorities to certify compliance with the safety requirements placed on electronic products.

Approval Reference Type: 4723

Approval Logo	Certificates	Certification Body	Description
	VDE Approvals	VDE	VDE Certificate Number: 40030185
	UL Approvals	UL	UL File Number: E103791
	CCC Approvals	CCC	CCC Certificate Number: 2012010204576598


Product standards

Product standards that are referenced

Organization	Design	Standard	Description
	Designed according to	IEC 60320-1	Appliance couplers for household and similar general purposes
	Designed according to	IEC 60320-3	Appliance couplers for household and similar general purposes
	Designed according to	UL 60320-1	Standard for Attachment Plugs and Receptacles
	Designed according to	CSA C22.2 no. 60320-1	General Use Receptacles, Attachment Plugs, and Similar Wiring Devices





Application standards

Application standards where the product can be used

Organization	Design	Standard	Description
	Designed for applications acc.	IEC/UL 62368-1	IEC 62368-1 includes the basic requirements for safety of audio, video, information technology and office equipment.

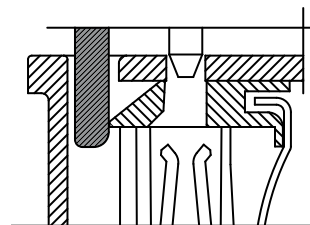
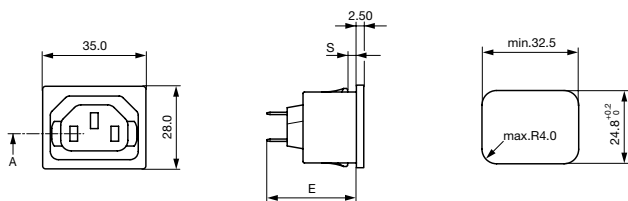
Compliances

The product complies with following Guide Lines

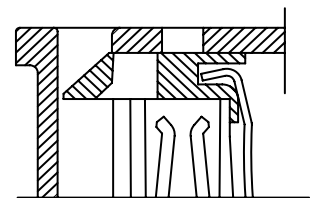
Identification	Details	Initiator	Description
	CE declaration of conformity	SCHURTER AG	The CE marking declares that the product complies with the applicable requirements laid down in the harmonisation of Community legislation on its affixing in accordance with EU Regulation 765/2008.
	RoHS	SCHURTER AG	Directive RoHS 2011/65/EU, Amendment (EU) 2015/863
	China RoHS	SCHURTER AG	The law SJ / T 11363-2006 (China RoHS) has been in force since 1 March 2007. It is similar to the EU directive RoHS.
	REACH	SCHURTER AG	On 1 June 2007, Regulation (EC) No 1907/2006 on the Registration, Evaluation, Authorization and Restriction of Chemicals 1 (abbreviated as "REACH") entered into force.

Dimensions [mm]

4723



Shutter operation:
shutters opened by plug insertion



Shutter operation:
shutters closed when plug is removed

E: Solder terminals: 28.4 mm
 E: Quick connect terminals 4.8 x 0.8 mm: 31.1 mm
 E: Quick connect terminals 6.3 x 0.8 mm: 33.2 mm
 S: 1.0/1.2/1.5/2.0/2.5/3.0 mm

All Variants

Type	Panel mounting	Panel Thickness s [mm]	Terminal	Order Number
4723	Snap-in	1	Quick connect terminals 4.8 x 0.8 mm	4723.0100
4723	Snap-in	1	Quick connect terminals 6.3 x 0.8 mm	4723.0000
4723	Snap-in	1	Solder terminals	4723.0300
4723	Snap-in	1.2	Quick connect terminals 4.8 x 0.8 mm	4728.0100
4723	Snap-in	1.2	Quick connect terminals 6.3 x 0.8 mm	4728.0000
4723	Snap-in	1.2	Solder terminals	4728.0300

Type	Panel mounting	Panel Thickness [mm]	Terminal	Order Number
4723	Snap-in	1.5	Quick connect terminals 4.8 x 0.8 mm	4724.0100
4723	Snap-in	1.5	Quick connect terminals 6.3 x 0.8 mm	4724.0000
4723	Snap-in	1.5	Solder terminals	4724.0300
4723	Snap-in	2	Quick connect terminals 4.8 x 0.8 mm	4725.0100
4723	Snap-in	2	Quick connect terminals 6.3 x 0.8 mm	4725.0000
4723	Snap-in	2	Solder terminals	4725.0300
4723	Snap-in	2.5	Quick connect terminals 4.8 x 0.8 mm	4726.0100
4723	Snap-in	2.5	Quick connect terminals 6.3 x 0.8 mm	4726.0000
4723	Snap-in	2.5	Solder terminals	4726.0300
4723	Snap-in	3	Quick connect terminals 4.8 x 0.8 mm	4727.0100
4723	Snap-in	3	Quick connect terminals 6.3 x 0.8 mm	4727.0000
4723	Snap-in	3	Solder terminals	4727.0300

Most Popular.

Availability for all products can be searched real-time: <https://www.schurter.com/en/Stock-Check/Stock-Check-SCHURTER>


Class II product also available on request

Cord retaining clamps and insulation covers see accessories

Packaging unit 100 Pcs

Accessories

Description



Assorted Covers
Rear Cover

0859.0047



Cord retaining kits
Cord retaining strain relief

Flat head, E
Flat head, G

4700.0005
4700.0007

Mating Inlets/Plugs

Category / Description

[Plug Overview complete](#)



4732, Mounting: Power Cord, Plug: IEC E, Cable	4732
4735, Mounting: Power Cord, Plug: IEC E, Cable	4735
9009, Mounting: Plug: IEC E, Screw clamps	9009
4733, Mounting: Power Cord, Plug: IEC E, Cable	4733
4736, Mounting: Power Cord, Plug: IEC E, Cable	4736

[Plug further types to 4723](#)

...