

Fusedrawer für Fuse Links 5x20 mm, with or without Voltage Selector Insert



Fuse drawer "Extrasafe" without voltage selector insert with shorting bar

Fuse drawer "Fingerrip" with voltage selector

See below:

[Approvals and Compliances](#)

**Description**

- Fuseholder for Fuse links 5x20 mm
- Options Mounting: Extra Safe, Fingerripand Fingerrip-Safe
- Optional: with or without voltage selector ,
- Options Fuse: 1-pole, 2-pole
- Remark: Fuse links not enclosed
- Approved together with power entry module

**Characteristics**

- Fuse drawer meets requirements of medical standard IEC/EN 60601-1
- Suitable for use in equipment according to IEC/UL 62368-1

**Other versions on request**

- Fuse drawer with other voltage values

**References**

Fits to type: [DA22](#); [DD11](#); [DD12](#); [DD14](#); [DD21](#); [DD22](#); [KEA-Print](#); [KFA](#); [KMF](#)

**Weblinks**

[pdf data sheet](#), [html datasheet](#), [General Product Information](#), [Approvals](#), [Distributor-Stock-Check](#), [Accessories](#), [Detailed request for product](#), [Microsite](#), [Landing Page](#)

**Approvals and Compliances**

Detailed information on product approvals, code requirements, usage instructions and detailed test conditions can be looked up in [Details about Approvals](#)

SCHURTER products are designed for use in industrial environments. They have approvals from independent testing bodies according to national and international standards. Products with specific characteristics and requirements such as required in the automotive sector according to IATF 16949, medical technology according to ISO 13485 or in the aerospace industry can be offered exclusively with customer-specific, individual agreements by SCHURTER.






**Application standards**

Application standards where the product can be used

Organization	Design	Standard	Description
	Designed for applications acc.	IEC/UL 62368-1	IEC 62368-1 includes the basic requirements for safety of audio, video, information technology and office equipment.
	Designed for applications acc.	IEC 60601-1	Medical electrical equipment - Part 1: General requirements for basic safety and essential performance
	Designed for applications acc.	IEC 60335-1	Safety of electrical appliances for household and similar purposes. Meets the requirements for appliances in unattended use. This includes the enhanced requirements of glow wire tests acc. to IEC 60695-2-11 or -12 & -13.

## Compliances

The product complies with following Guide Lines

Identification	Details	Initiator	Description
	RoHS	SCHURTER AG	Directive RoHS 2011/65/EU, Amendment (EU) 2015/863
	China RoHS	SCHURTER AG	The law SJ / T 11363-2006 (China RoHS) has been in force since 1 March 2007. It is similar to the EU directive RoHS.
	REACH	SCHURTER AG	On 1 June 2007, Regulation (EC) No 1907/2006 on the Registration, Evaluation, Authorization and Restriction of Chemicals 1 (abbreviated as "REACH") entered into force.
	White Paper Glow wire test	SCHURTER AG	Meets the requirements of IEC 60335-1 for appliances in unattended use. This includes the enhanced requirements of glow wire tests acc. to IEC 60695-2-11 or -12 &-13.
	Medical Technology	SCHURTER AG	Suitable for use in medical equipment according to IEC/UL 60601-1

## Voltage Selector Inserts

xx	Marking on Voltage Selector Insert / Terminal No.			
	1	2	3	4
4301.1407	-	-	-	-
4301.1411	-	-	-	-
4301.1405	-	-	-	-
4301.1409	-	-	-	-
4301.1403	-	-	-	-
4301.1415	-	-	-	-
4301.1401	-	-	-	-
4301.1413	-	-	-	-
3-104-672	-	-	-	-
4301.1014.01	110	150	220	-
4301.1014.02	120	-	240	-
4301.1014.03	110	-	220	-
4301.1014.04	115	-	220	-
4301.1014.05	110	-	230	-
4301.1014.06	115	-	230	-
4301.1014.07	100	110	220	240
4301.1014.08	100	120	220	240
4301.1014.10	220	-	240	-
4301.1014.11	120	220	240	-
4301.1014.12	110	220	240	-
4301.1014.14	-	-	-	-
4301.1014.15	100	120	220	-
4301.1014.23	100	115	220	240
4301.1014.24	115	230	240	-
4301.1014.29	100	120	230	240
4301.1014.34	100	115	230	240
4301.1014.49	110	220	230	240
4301.1014.51	100	-	-	-
4301.1014.52	120	220	230	240
4301.1014.53	100	-	-	-
4301.1014.54	120	220	230	240
4301.1024.02	120	-	240	-
4301.1024.03	110	-	220	-
4301.1024.05	110	-	230	-
4301.1024.06	115	-	230	-
4301.1024.07	100	110	220	240
4301.1024.08	100	120	220	240
4301.1024.11	120	220	240	-
4301.1024.12	110	220	240	-
4301.1024.14	-	-	-	-
4301.1024.15	100	120	220	-

Marking on Voltage Selector Insert / Terminal No.				
xx	1	2	3	4
4301.1024.23	100	115	220	240
4301.1024.24	115	230	240	-
4301.1024.25	100	120	230	-
4301.1024.26	220	230	240	-
4301.1024.36	100	110	120	-
4301.1024.37	100	110	230	240
4301.1024.38	110	127	230	-
4301.1024.45	100	220	230	240
4301.1024.47	100	-	120	-
4301.1024.48	100	110	230	-
4301.1214.01	110	150	220	-
4301.1214.02	120	-	240	-
4301.1214.03	110	-	220	-
4301.1214.05	110	-	230	-
4301.1214.06	115	-	230	-
4301.1214.07	100	110	220	240
4301.1214.08	100	120	220	240
4301.1214.10	220	-	240	-
4301.1214.11	120	220	240	-
4301.1214.12	110	220	240	-
4301.1214.13	115	220	240	-
4301.1214.14	-	-	-	-
4301.1214.15	100	120	220	-
4301.1214.16	50 Hz	-	60 Hz	-
4301.1214.19	117	220	240	-
4301.1214.22	110	220	230	-
4301.1214.23	100	115	220	240
4301.1214.24	115	230	240	-
4301.1214.25	100	120	230	-
4301.1214.28	120	230	-	-
4301.1214.29	100	120	230	240
4301.1214.31	-	120	230	-
4301.1214.32	100	120	200	240
4301.1214.33	110	120	220	240
4301.1214.34	100	115	230	240
4301.1214.36	100	110	120	-
4301.1214.40	110	220	240	120
4301.1214.41	100	115	230	-
4301.1214.42	200	230	240	-
4301.1214.44	1	2	3	4
4301.1214.55	230	-	115	-
4301.1224.03	110	-	220	-
4301.1224.05	110	-	230	-
4301.1224.06	115	-	230	-
4301.1224.08	100	120	220	240
4301.1224.12	110	220	240	-
4301.1224.14	-	-	-	-
4301.1224.15	100	120	220	-
4301.1224.24	115	230	240	-
4301.2814.01	110	150	220	-
4301.2814.03	110	-	220	-
4301.2814.06	115	-	230	-
4301.2814.08	100	120	220	240
4301.2814.15	100	120	220	-
4301.2814.41	100	115	230	-

## Marking on Voltage Selector Insert / Terminal No.

xx	1	2	3	4
4301.2824.03	110	-	220	-
4301.2824.06	115	-	230	-
4301.2824.08	100	120	220	240
4301.3536.03	110	-	220	-
4301.3536.06	115	-	230	-
4301.3536.08	100	120	220	240
4301.3537.08	100	120	220	240
4301.3537.11	120	220	240	-

Index "xx" matches the last two characters of the Order Number within the Variants

## All Variants

Mounting	Voltage Selector				Fuseholder	Comment	Suitable for	Order Number
	1	2	3	4				
Extra-Safe	-	-	-	-	1-pole	-	1), 2), 3)	4301.1407
Extra-Safe	-	-	-	-	1-pole	spare fuse case	1), 2), 3)	4301.1411
Fingergrip	-	-	-	-	1-pole	-	1), 2), 3)	4301.1405
Fingergrip	-	-	-	-	1-pole	spare fuse case	1), 2), 3)	4301.1409
Extra-Safe	-	-	-	-	2-pole	-	1), 2), 3)	4301.1403
Extra-Safe	-	-	-	-	2-pole	shorting bar in the neutral side	1), 2), 3)	4301.1415
Fingergrip	-	-	-	-	2-pole	-	1), 2), 3)	4301.1401
Fingergrip	-	-	-	-	2-pole	shorting bar in the neutral side	1), 2), 3)	4301.1413
Extra-Safe	110	-	220	-	1-pole	-	1)	4301.1224.03
Extra-Safe	110	-	230	-	1-pole	-	1)	4301.1224.05
Extra-Safe	115	-	230	-	1-pole	-	1)	4301.1224.06
Extra-Safe	-	-	-	-	1-pole	-	1)	4301.1224.14
Extra-Safe	110	-	220	-	1-pole	spare fuse case	1)	4301.2824.03
Extra-Safe	115	-	230	-	1-pole	spare fuse case	1)	4301.2824.06
Fingergrip	120	-	240	-	1-pole	-	1)	4301.1214.02
Fingergrip	110	-	220	-	1-pole	-	1)	4301.1214.03
Fingergrip	110	-	230	-	1-pole	-	1)	4301.1214.05
Fingergrip	115	-	230	-	1-pole	-	1)	4301.1214.06
Fingergrip	220	-	240	-	1-pole	-	1)	4301.1214.10
Fingergrip	-	-	-	-	1-pole	-	1)	4301.1214.14
Fingergrip	50 Hz	-	60 Hz	-	1-pole	-	1)	4301.1214.16
Fingergrip	110	-	220	-	1-pole	spare fuse case	1)	4301.2814.03
Fingergrip	115	-	230	-	1-pole	spare fuse case	1)	4301.2814.06
Extra-Safe	120	-	240	-	2-pole	-	1)	4301.1024.02
Extra-Safe	110	-	220	-	2-pole	-	1)	4301.1024.03
Extra-Safe	110	-	230	-	2-pole	-	1)	4301.1024.05
Extra-Safe	115	-	230	-	2-pole	-	1)	4301.1024.06
Extra-Safe	-	-	-	-	2-pole	-	1)	4301.1024.14
Extra-Safe	100	-	120	-	2-pole	-	1)	4301.1024.47
Fingergrip	120	-	240	-	2-pole	-	1)	4301.1014.02
Fingergrip	110	-	220	-	2-pole	-	1)	4301.1014.03
Fingergrip	115	-	220	-	2-pole	-	1)	4301.1014.04
Fingergrip	110	-	230	-	2-pole	-	1)	4301.1014.05
Fingergrip	115	-	230	-	2-pole	-	1)	4301.1014.06
Fingergrip	220	-	240	-	2-pole	-	1)	4301.1014.10
Fingergrip	-	-	-	-	2-pole	-	1)	4301.1014.14
Fingergrip	110	-	220	-	2-pole	shorting bar in the neutral side	1)	4301.3536.03
Fingergrip	115	-	230	-	2-pole	shorting bar in the neutral side	1)	4301.3536.06
Fingergrip-Safe	-	-	-	-	2-pole	-	1)	3-104-672
Fingergrip	100	110	220	240	1-pole	-	1)	4301.1214.07
Fingergrip	100	110	120	-	1-pole	-	1)	4301.1214.36

Mounting	Voltage Selector				Fuseholder	Comment	Suitable for	Order Number
	1	2	3	4				
Extra-Safe	100	110	220	240	2-pole	-	1)	4301.1024.07
Extra-Safe	100	110	120	-	2-pole	-	1)	4301.1024.36
Extra-Safe	100	110	230	240	2-pole	-	1)	4301.1024.37
Extra-Safe	100	110	230	-	2-pole	-	1)	4301.1024.48
Fingergrip	100	110	220	240	2-pole	-	1)	4301.1014.07
Fingergrip	100	115	220	240	1-pole	-	1)	4301.1214.23
Fingergrip	100	115	230	240	1-pole	-	1)	4301.1214.34
Fingergrip	100	115	230	-	1-pole	-	1)	4301.1214.41
Fingergrip	100	115	230	-	1-pole	spare fuse case	1)	4301.2814.41
Extra-Safe	100	115	220	240	2-pole	-	1)	4301.1024.23
Fingergrip	100	115	220	240	2-pole	-	1)	4301.1014.23
Fingergrip	100	115	230	240	2-pole	-	1)	4301.1014.34
Extra-Safe	100	120	220	240	1-pole	-	1)	4301.1224.08
Extra-Safe	100	120	220	-	1-pole	-	1)	4301.1224.15
Extra-Safe	100	120	220	240	1-pole	-	1)	4301.2824.08
Fingergrip	100	120	220	240	1-pole	-	1)	4301.1214.08
Fingergrip	100	120	220	-	1-pole	-	1)	4301.1214.15
Fingergrip	100	120	230	-	1-pole	-	1)	4301.1214.25
Fingergrip	100	120	230	240	1-pole	-	1)	4301.1214.29
Fingergrip	-	120	230	-	1-pole	-	1)	4301.1214.31
Fingergrip	100	120	200	240	1-pole	-	1)	4301.1214.32
Fingergrip	110	120	220	240	1-pole	-	1)	4301.1214.33
Fingergrip	100	120	220	240	1-pole	spare fuse case	1)	4301.2814.08
Fingergrip	100	120	220	-	1-pole	spare fuse case	1)	4301.2814.15
Extra-Safe	100	120	220	240	2-pole	-	1)	4301.1024.08
Extra-Safe	100	120	220	-	2-pole	-	1)	4301.1024.15
Extra-Safe	100	120	230	-	2-pole	-	1)	4301.1024.25
Extra-Safe	100	120	220	240	2-pole	shorting bar in the neutral side	1)	4301.3537.08
Fingergrip	100	120	220	240	2-pole	-	1)	4301.1014.08
Fingergrip	100	120	220	-	2-pole	-	1)	4301.1014.15
Fingergrip	100	120	230	240	2-pole	-	1)	4301.1014.29
Fingergrip	100	120	220	240	2-pole	shorting bar in the neutral side	1)	4301.3536.08
Extra-Safe	110	127	230	-	2-pole	-	1)	4301.1024.38
Fingergrip	110	150	220	-	1-pole	-	1)	4301.1214.01
Fingergrip	110	150	220	-	1-pole	spare fuse case	1)	4301.2814.01
Fingergrip	110	150	220	-	2-pole	-	1)	4301.1014.01
Fingergrip	1	2	3	4	1-pole	-	1)	4301.1214.44
Extra-Safe	110	220	240	-	1-pole	-	1)	4301.1224.12
Fingergrip	120	220	240	-	1-pole	-	1)	4301.1214.11
Fingergrip	110	220	240	-	1-pole	-	1)	4301.1214.12
Fingergrip	115	220	240	-	1-pole	-	1)	4301.1214.13
Fingergrip	117	220	240	-	1-pole	-	1)	4301.1214.19
Fingergrip	110	220	230	-	1-pole	-	1)	4301.1214.22
Fingergrip	110	220	240	120	1-pole	-	1)	4301.1214.40
Extra-Safe	120	220	240	-	2-pole	-	1)	4301.1024.11
Extra-Safe	110	220	240	-	2-pole	-	1)	4301.1024.12
Extra-Safe	100	220	230	240	2-pole	-	1)	4301.1024.45
Extra-Safe	120	220	240	-	2-pole	shorting bar in the neutral side	1)	4301.3537.11
Fingergrip	120	220	240	-	2-pole	-	1)	4301.1014.11
Fingergrip	110	220	240	-	2-pole	-	1)	4301.1014.12
Fingergrip	110	220	230	240	2-pole	-	1)	4301.1014.49
Extra-Safe	115	230	240	-	1-pole	-	1)	4301.1224.24
Fingergrip	115	230	240	-	1-pole	-	1)	4301.1214.24
Fingergrip	120	230	-	-	1-pole	-	1)	4301.1214.28

Mounting	Voltage Selector				Fuseholder	Comment	Suitable for	Order Number
	1	2	3	4				
Fingergrip	200	230	240	-	1-pole	-	1)	4301.1214.42
Extra-Safe	115	230	240	-	2-pole	-	1)	4301.1024.24
Extra-Safe	220	230	240	-	2-pole	-	1)	4301.1024.26
Fingergrip	115	230	240	-	2-pole	-	1)	4301.1014.24

Most Popular.

Availability for all products can be searched real-time: <https://www.schurter.com/en/Stock-Check/Stock-Check-SCHURTER>

1) KEA, KFA;

2) KEA-Print (without voltage selector)

3) KM, DD11, DD12, DD14, DD21, DD22 (only 1-/2-pole, without voltage selector), DA22

**Packaging unit** 50 Pcs