

AC Filter Cost Optimized

Standard- or Medical-Filter



Description

- Chassis:
Screw-on mounting, from top
- Line filter in standard and medical version, 1-stage, standard attenuation
- Quick connect terminals 6.3 x 0.8 mm
- Especially effective against symmetrical interferences in the frequency range from 10kHz up to 30MHz

Approvals

- VDE Certificate Number: 40004673
- UL File Number: E72928

Characteristics

- Designed for universal industrial applications
- High attenuation at maximum resp. asymmetric load independent from the line impedance
Protection against interference voltage from the mains
Possible interferences generated in the equipment are strongly attenuated
- Especially designed for industrial applications such as: Frequency Converters, Stepper Motor Drives, UPS-Systems, Inverters
- Qualified for use in equipment according IEC/EN 60950

Other versions on request

- Version with wire connection

Weblinks

[pdf](#), [html](#), [General Product Information](#), [Approvals](#), [RoHS](#), [CHINA-RoHS](#), [Mating Connectors](#), [e-Shop](#), [SCHURTER-Stock-Check](#), [Distributor-Stock-Check](#), [Accessories](#), [Detailed request for product](#)

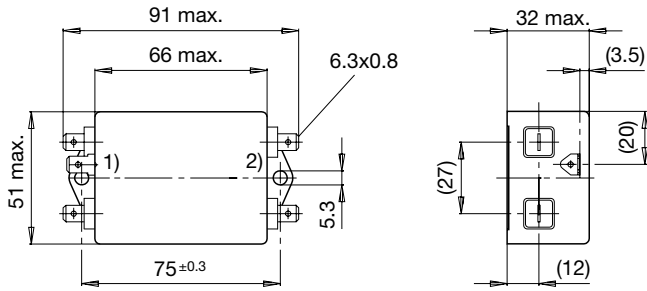
Technical Data

Ratings IEC	6 - 20A @ Ta 40 °C / 250 VAC; 50Hz
Ratings UL/CSA	6 - 20A @ Ta 40 °C / 125 VAC; 60Hz
Leakage Current	standard < 0.35 mA (250V / 60Hz)
Dielectric Strength	1.7 kVDC between L-N
	2.7 kVDC between L/N-PE Test voltage (2 sec)
Allowable Operation Temp.	-25 °C to 100 °C
Climatic Category	25/100/21 acc. to IEC 60068-1
Protection Class	Suitable for appliances with protection class 1 acc. to IEC 61140
Terminal	Quick connect terminals 6.3 x 0.8 mm
Material: Housing	Aluminum

Line Filter	Standard and Medical Version, IEC 60939, IEC 60601-1, UL 1283, UL 544, EN 133 200, CSA C22.2 no. 8 Technical Details
MTBF	> 200'000h acc. to MIL-HB-217 F

Dimensions

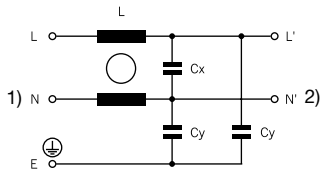
Case 49



- 1) Line
- 2) Load

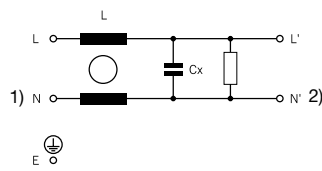
Diagrams

Standard version



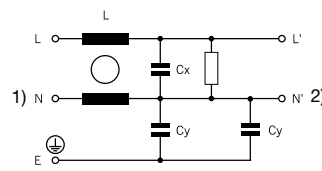
- 1) Line
- 2) Load

Medical version (M5)



- 1) Line
- 2) Load

Medical version (M80)



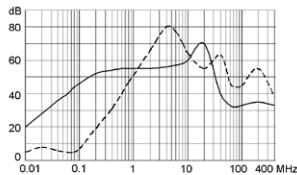
- 1) Line
- 2) Load

Attenuation Loss

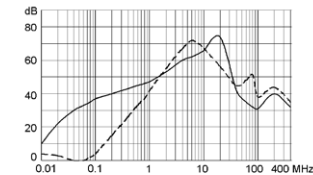
--- differential mode ____ common mode

Standard version

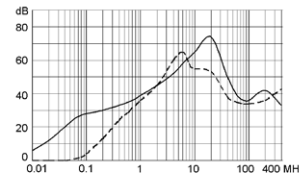
6 A



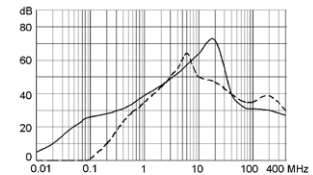
10 A



16 A

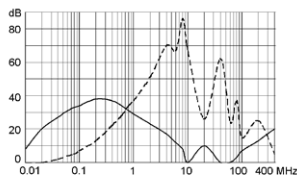


20 A

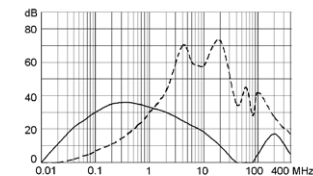


Medical version (M5)

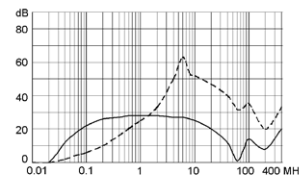
6 A



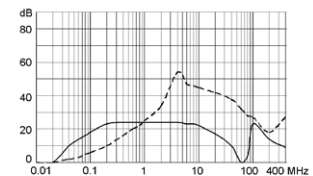
10 A



16 A

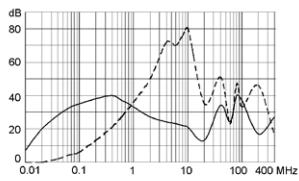


20 A

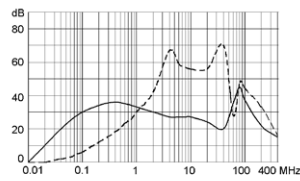


Medical version (M80)

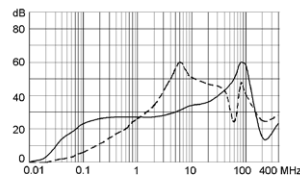
6 A



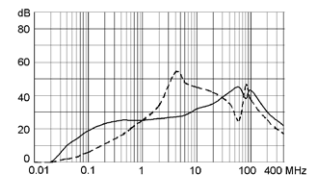
10 A



16 A



20 A



Variants

Rated Current [A]	Filter-Type	L [mH]	Cx (X2) [μF]	Cy (Y2) [nF]	Weight [g]	Housing	Order Number
6	Standard Version	2 x 14	0.1	3.3	-	49	5500.2035
10	Standard Version	2 x 5	0.1	3.3	-	49	5500.2036
16	Standard Version	2 x 2	0.1	3.3	-	49	5500.2037
20	Standard Version	2 x 1.5	0.1	3.3	-	49	5500.2038
6	Medical Version (M5)	2 x 14	0.1	-	-	49	5500.2082
10	Medical Version (M5)	2 x 5	0.1	-	-	49	5500.2083
16	Medical Version (M5)	2 x 2	0.1	-	-	49	5500.2084
20	Medical Version (M5)	2 x 1.5	0.1	-	-	49	5500.2085
6	Medical Version (M80)	2 x 14	0.1	0.47	-	49	5500.2094
10	Medical Version (M80)	2 x 5	0.1	0.47	-	49	5500.2095
16	Medical Version (M80)	2 x 2	0.1	0.47	-	49	5500.2096
20	Medical Version (M80)	2 x 1.5	0.1	0.47	-	49	5500.2097

Packaging unit

10 Pcs