

Shock-Safe Fuseholder, 5 x 20 / 6.3 x 32 mm, Slot



250 VAC · 4 W/10 A (VDE)20 A (UL)

**Description**

- Quick-connect or solder terminals

Standards

- IEC 60127-6
 - UL 512
 - CSA C22.2 no. 39


Approvals

- VDE License Number: 134125
 - UL File Number: E39328

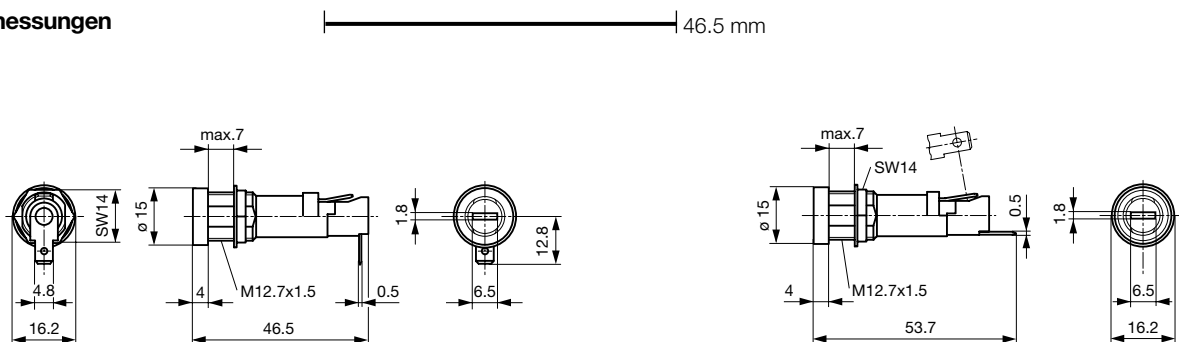
References[General Product Information](#)**Weblinks**

[Approvals](#), [RoHS](#), [CHINA-RoHS](#), [e-Store](#), [Distributor-Stock-Check](#),
[Accessories](#), [Product Change Notification \(PCN\)](#)

Technical Data

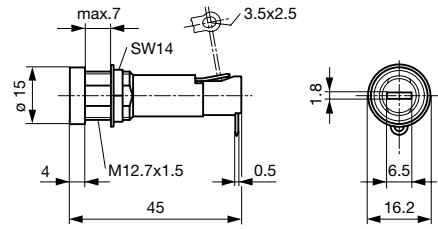
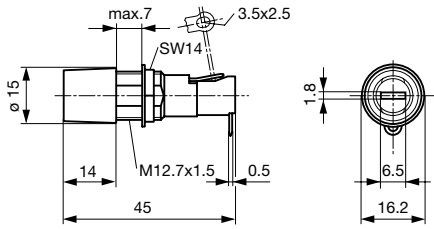
Shocksafe Category	PC2
Fuse-Link	5 x 20 or 6.3 x 32 mm
Mounting	Panel Mount, Front-Side
Mounting	Fixing Nut
Terminal	Solder or Quick-Connect 4.8 x 0.5 mm
Rated Voltage	250 VAC
Rated Current	10 A (VDE), 20 A (UL)
Rated Power Acceptance IEC	4 W / 10 A @ Ta 23 °C Admissible power acceptance at higher ambient temperature see derating curves
Degree of Protection	IP 40
Protection Class	Suitable for appliances with protection class 1 or 2 acc. to IEC 61140
Admissible Ambient Air Temp.	-40 °C to 85 °C
Climatic Category	40/085/21 acc. to IEC 60068-1
Material: Socket	Thermoplastic, black, UL 94V-0
Material: Terminals	Tin-Plated Copper Alloy
Unit Weight (Socket/Cap)	5.5 g / 3.22 g
Storage Conditions	0 °C to 60 °C, max. 70% r.h.
Product Marking	 Type, Voltage, Current, Approvals

Soldering Methods	Iron
Solderability	350 °C / 2 sec acc. to IEC 60068-2-20, Test Ta, method 2
Resistance to Soldering Heat	350 °C / 10 sec acc. to IEC 60068-2-20, Test Tb, method 2
Contact Resistance	< 5 mΩ at 20 mV
Dielectric Strength	> 3 kV between L-N > 4 kV between L/N-PE (50 Hz; 1 min)
Impulse Withstand Voltage	> 4 kV between L-N > 6 kV between L/N-PE
Insulation Resistance	> 10 MΩ between L-N > 100 MΩ between L/N-PE (500 VDC; 1 min)
Overvoltage Category	I - III acc. to IEC 60664-1
Pollution Degree	1 - 3 acc. to IEC 60664-1
Admissible Torque on Fixing Nut	max 1.2 Nm
Panel Thickness s	max 7 mm

Abmessungen

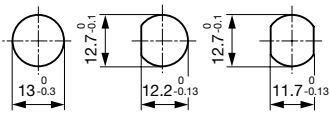
Variants: 0031.1693 and 0031.8822

Variant 0031.1694



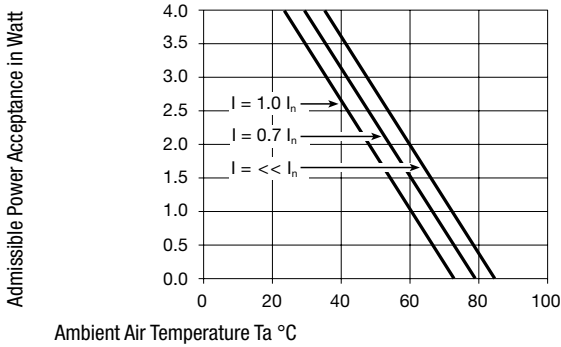
Variants 0031.1653, 0031.1695, 0031.1696

Variant 0031.1673



Mounting holes

Derating Curves for Fuseholders



Variants




Holder	Cap	Fuse-Link	Terminal	Position End-Terminal	Degree of Protection	Colour Cap	Remark	Order Number
●	-	5 x 20 or 6.3 x 32mm	Quick-Connect 4.8 x 0.5	90° to Fuse Axis	IP 40	-	-	0031.1693
●	-	5 x 20 or 6.3 x 32mm	Quick-Connect 4.8 x 0.5	Straight to Fuse Axis	IP 40	-	-	0031.1694
●	-	5 x 20 or 6.3 x 32mm	Solder	90° to Fuse Axis	IP 40	-	-	0031.8822
●	-	5 x 20 or 6.3 x 32mm	Solder	90° to Fuse Axis	IP 40	-	-	0031.1653
●	-	5 x 20 or 6.3 x 32mm	Solder	90° to Fuse Axis	IP 40	-	-	0031.1673
	Slot Knob	6.3 x 32mm	-	-	IP 40	-	-	0031.1661
	Slot Knob	5 x 20mm	-	-	IP 40	-	-	0031.1663
	Slot Knob	6.3 x 32mm	-	-	IP 40	Grey	-	0031.1666
●	Slot Knob	6.3 x 32mm	Quick-Connect 4.8 x 0.5	90° to Fuse Axis	IP 40	Grey	0031.1693 + 0031.1666	0031.1699
●	Slot Knob	6.3 x 32mm	Quick-Connect 4.8 x 0.5	Straight to Fuse Axis	IP 40	Grey	0031.1694 + 0031.1666	0031.1764
●	Slot Knob	6.3 x 32mm	Solder	90° to Fuse Axis	IP 40	Grey	0031.1653 + 0031.1666	0031.1659
●	Slot Knob	6.3 x 32mm	Solder	90° to Fuse Axis	IP 40	Grey	0031.1673 + 0031.1666	0031.1680
●	Slot Knob	6.3 x 32mm	Solder	90° to Fuse Axis	IP 40	-	0031.1673 + 0031.1661	0031.1672
●	Slot Knob	5 x 20mm	Solder	90° to Fuse Axis	IP 40	-	0031.1673 + 0031.1663	0031.1753

Holder	Cap	Fuse-Link	Terminal	Position End-Terminal	Degree of Protection	Colour Cap	Remark	Order Number
--------	-----	-----------	----------	-----------------------	----------------------	------------	--------	--------------


0031.1695 + 0031.1696 are made out of the thermoset material.

Packaging Unit Bulk (100 pcs.)

Required Accessory

Description			
	Fingergrip FEU, FAU, FAC Caps Fingergrip for Holder FEU, FAU, FAC		
	Fingergrip, 6.3 x 32 mm, IP 40		0031.1667
	Fingergrip, 5 x 20 mm, IP 40		0031.1741
	Caps to FEU, FAU, FAC Caps to Holder FEU, FEU (Med), FAU, FAC		
	Slot Knob, 6.3 x 32 mm, IP 40		0031.1661
	Slot Knob, 5 x 20 mm, IP 40		0031.1663
	Slot Knob, 6.3 x 32 mm, Grey, IP 40		0031.1666

Accessories

	Cover FEU, FEU (Med) Insulation Cover for FEU, FEU (Med)		
	Suitable to 0031.1653		0859.0041
	Suitable for 0031.1673 and 0031.1681		0859.0042
Suitable to 0031.1694		0859.0043	