



92x92x38 mm

San Ace 92 9HV type

General Specifications

- Material Frame: Plastic (Flammability: UL 94V-0), Impeller: Plastic (Flammability: UL 94V-1)
- Expected life See the table below. (L10 life: 90% survival rate for continuous operation in free air at 60°C, rated voltage)
Expected life at 40°C is for reference only.
- Motor protection function Locked rotor burnout protection, Reverse polarity protection
For details, please refer to p. 573.
- Dielectric strength 50/60 Hz, 500 VAC, for 1 minute (between lead wire conductors and frame)
- Insulation resistance 10 MΩ or more with a 500 VDC megger (between lead wire conductors and frame)
- Sound pressure level (SPL) At 1 m away from the air inlet
- Storage temperature -30 to +70°C (Non-condensing)
- Lead wire ⊕Red ⊖Black Sensor Yellow Control Brown
- Mass 250 g

Specifications

The models listed below **have ribs and pulse sensors with PWM control function.** For models without ribs, append "1" to the end of model numbers.

Model no.	Rated voltage [V]	Operating voltage range [V]	PWM duty cycle [%]	Rated current [A]	Rated input [W]	Rated speed [min ⁻¹]	Max. airflow [m ³ /min] [CFM]	Max. static pressure [Pa] [inchH ₂ O]	SPL [dB (A)]	Operating temperature [°C]	Expected life [h]
▶▶ 9HV0912P1G001	12	8 to 12.6	100	5.2	62.4	14900	5.1 180	1100 4.42	72	-20 to +70	40000/60°C (70000/40°C)
			0	0.8	9.6	4500	1.54 54.4	160 0.64	44		
▶▶ 9HV0924P1G001	24	20.4 to 27.6	100	2.50	60.0	14900	5.1 180	1100 4.42	72		
			0	0.34	8.16	4500	1.54 54.4	160 0.64	44		
▶▶ 9HV0948P1G001	48	36 to 60	100	1.2	57.6	14900	5.1 180	1100 4.42	72		
			0	0.15	7.2	4500	1.54 54.4	160 0.64	44		

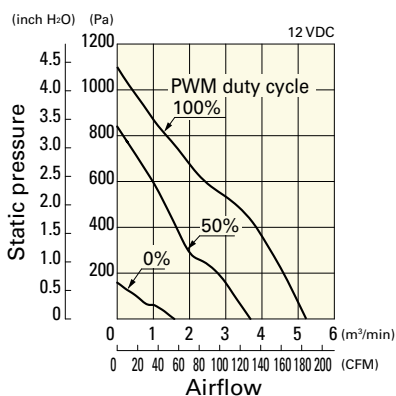
* PWM input frequency is 25 kHz; models without specifications at 0% PWM duty cycle have zero fan speed at 0%.

The ▶▶ mark indicates Short LeadTime Service applicable models. See p. 626 for details.

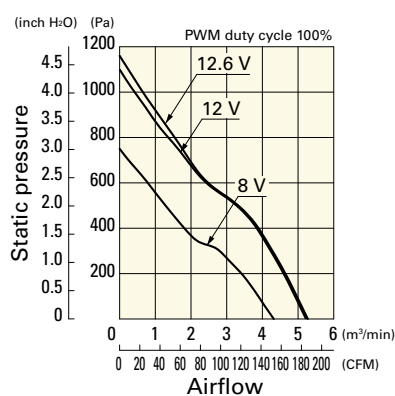
Airflow - Static Pressure Characteristics / PWM Duty - Speed Characteristics Example

9HV0912P1G001 With pulse sensor with PWM control function

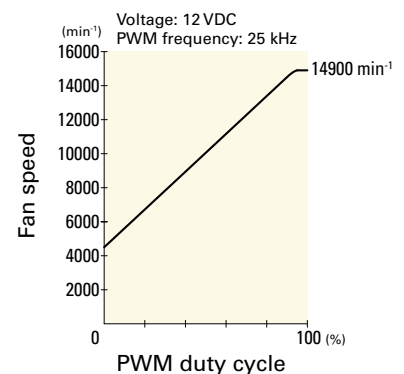
PWM duty cycle



Operating voltage range



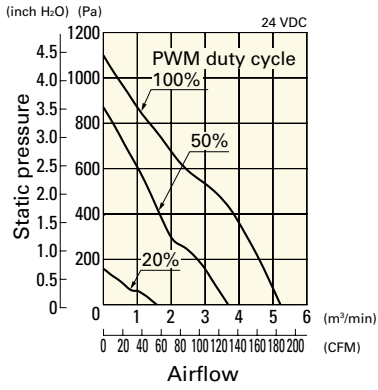
PWM duty - Speed characteristics example



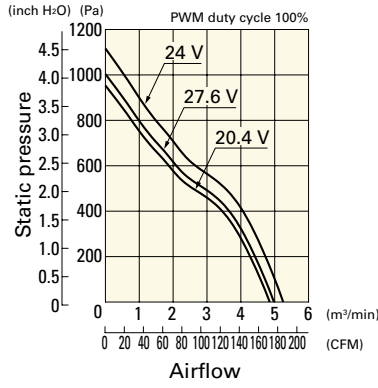
Airflow - Static Pressure Characteristics / PWM Duty - Speed Characteristics Example

9HV0924P1G001 With pulse sensor with PWM control function

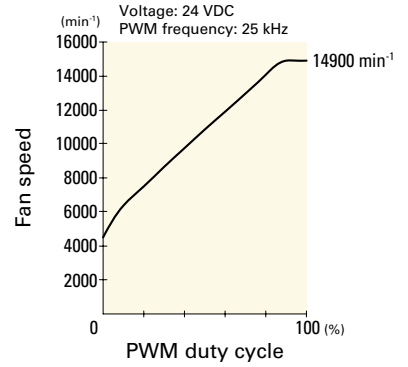
PWM duty cycle



Operating voltage range

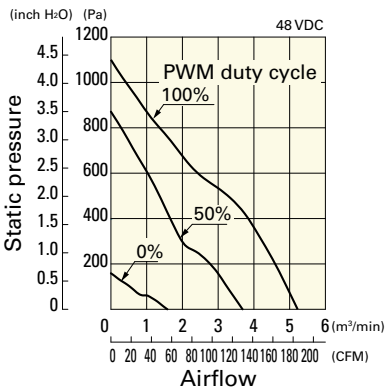


PWM duty - Speed characteristics example

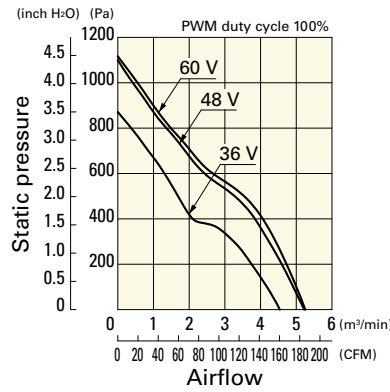


9HV0948P1G001 With pulse sensor with PWM control function

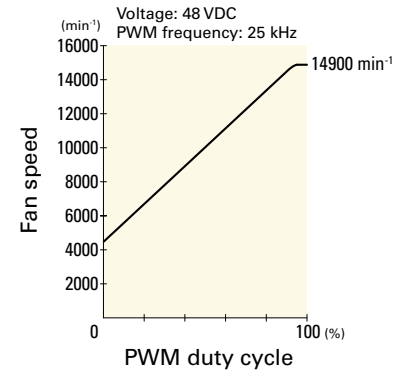
PWM duty cycle



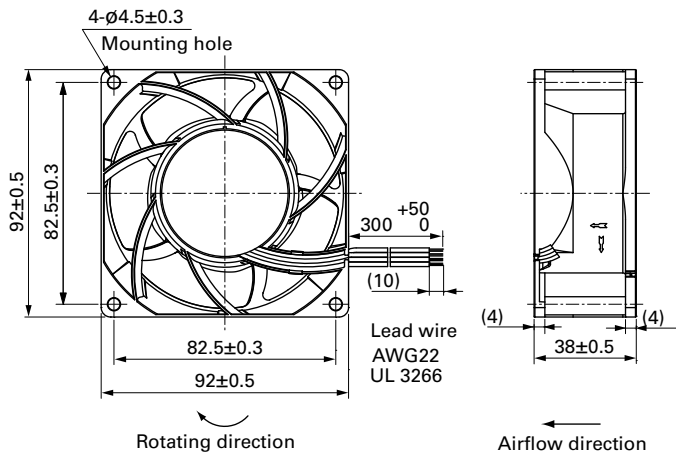
Operating voltage range



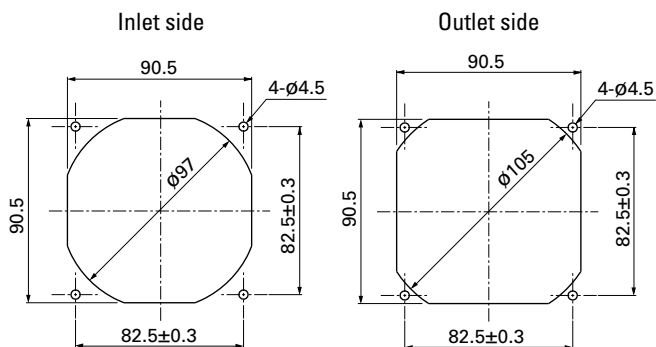
PWM duty - Speed characteristics example



Dimensions (unit: mm) (With ribs)



Reference Dimensions of Mounting Holes and Vent Opening (unit: mm)



Options

Finger guards

page: p. 558

Model no.: 109-099E, 109-099H, 109-099C

Resin finger guards

page: p. 565

Model no.: 109-1001G

Resin filter kits

page: p. 566

Model no.: 109-1001F13 (13PPI), 109-1001F20 (20PPI),
109-1001F30 (30PPI), 109-1001F40 (40PPI)