

DC Fan



40x40x28 mm

San Ace 40 9GA type Low Power Consumption Fan

General Specifications

- Material Frame: Plastic (Flammability: UL 94V-0), Impeller: Plastic (Flammability: UL 94V-0)
- Expected life See the table below. (L10 life: 90% survival rate for continuous operation in free air at 60°C, rated voltage)
Expected life at 40°C is for reference only.
- Motor protection function Locked rotor burnout protection, Reverse polarity protection
For details, please refer to p. 573.
- Dielectric strength 50/60 Hz, 500 VAC, for 1 minute (between lead wire conductors and frame)
- Insulation resistance 10 MΩ or more with a 500 VDC megger (between lead wire conductors and frame)
- Sound pressure level (SPL) At 1 m away from the air inlet
- Storage temperature -30 to +70°C (Non-condensing)
- Lead wire ⊕Red ⊖Black Sensor Yellow Control Brown
- Mass 53 g

Specifications

The models listed below **have ribs and pulse sensors with PWM control function**. For models without ribs, append "1" to the end of model numbers.

Model no.	Rated voltage [V]	Operating voltage range [V]	PWM duty cycle [%]	Rated current [A]	Rated input [W]	Rated speed [min ⁻¹]	Max. airflow [m ³ /min] [CFM]	Max. static pressure [Pa] [inchH ₂ O]	SPL [dB (A)]	Operating temperature [°C]	Expected life [h]				
▶▶▶ 9GA0412P3K01	12	10.8 to 13.2	100	0.92	11.04	22000	0.81 28.6	799 3.21	61	-20 to +60	30000/60°C (53000/40°C)				
			0	0.1	1.2	6500	0.23 8.12	68 0.27	32						
▶▶▶ 9GA0412P3J01			100	0.49	5.88	18000	0.67 23.7	535 2.15	54						
			0	0.05	0.6	4500	0.16 5.7	33 0.13	22						
▶▶▶ 9GA0412P3G01			100	0.39	4.68	16500	0.61 21.5	450 1.81	53						
			0	0.05	0.6	4500	0.16 5.7	33 0.13	22						
▶▶▶ 9GA0412P3H01			100	0.28	3.36	14500	0.54 19.1	347 1.39	50						
			0	0.04	0.48	3500	0.13 4.6	20 0.08	17						
▶▶▶ 9GA0412P3M01			100	0.21	2.52	12500	0.46 16.2	258 1.04	47						
			0	0.04	0.48	3500	0.13 4.6	20 0.08	17						
▶▶▶ 9GA0424P3J001			24	21.6 to 26.4	100	0.27	6.48	18000	0.67 23.7			535 2.15	54	-20 to +70	40000/60°C (70000/40°C)
▶▶▶ 9GA0424P3G001					100	0.22	5.28	16500	0.61 21.5			450 1.81	53		
▶▶▶ 9GA0424P3H001	100	0.16			3.84	14500	0.54 19.1	347 1.39	50						
▶▶▶ 9GA0424P3M001	100	0.11			2.64	12500	0.46 16.2	258 1.04	47						

* PWM input frequency is 25 kHz; models without specifications at 0% PWM duty cycle have zero fan speed at 0%.

The following sensor and control options are available for selection.

Available for all models. Without sensor Pulse sensor

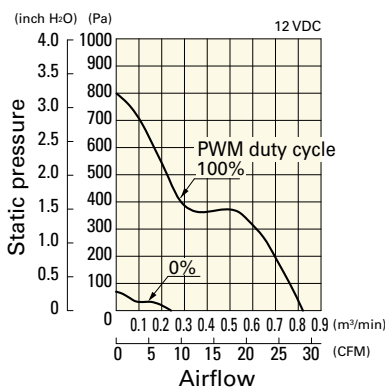
Differs according to the model. Refer to the table on p. 602. Lock sensor

The ▶ mark indicates Short LeadTime Service applicable models. See p. 626 for details.

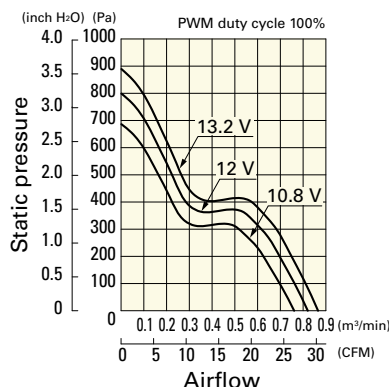
Airflow - Static Pressure Characteristics / PWM Duty - Speed Characteristics Example

9GA0412P3K01 With pulse sensor with PWM control function

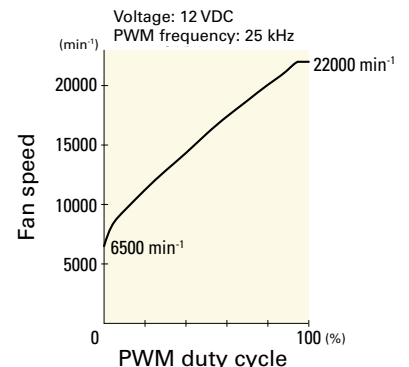
PWM duty cycle



Operating voltage range



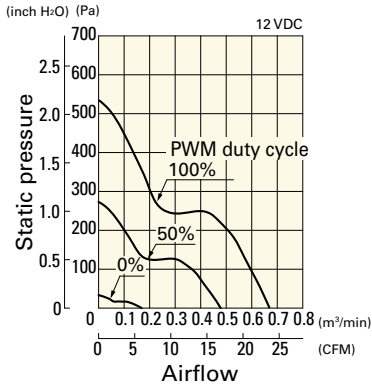
PWM duty - Speed characteristics example



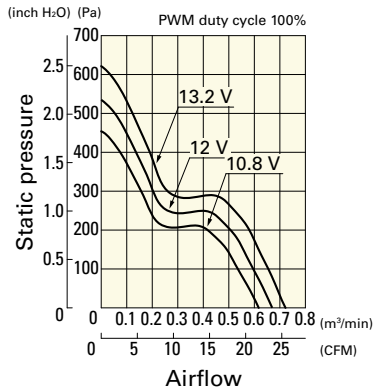
Airflow - Static Pressure Characteristics / PWM Duty - Speed Characteristics Example

9GA0412P3J01 With pulse sensor with PWM control function

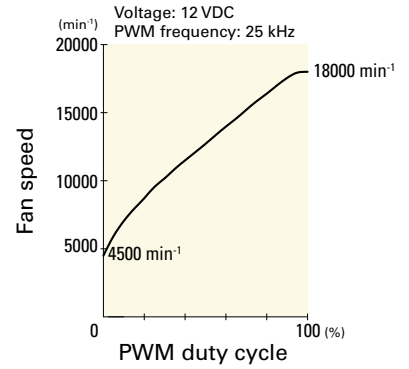
PWM duty cycle



Operating voltage range

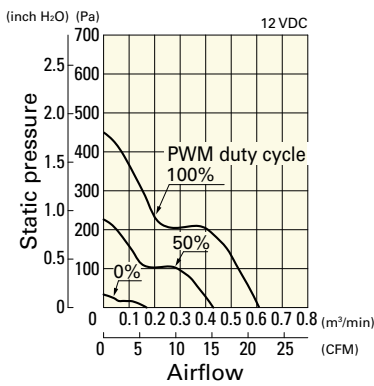


PWM duty - Speed characteristics example

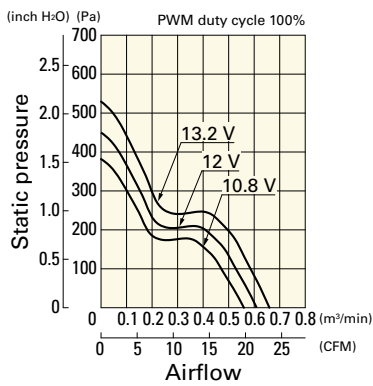


9GA0412P3G01 With pulse sensor with PWM control function

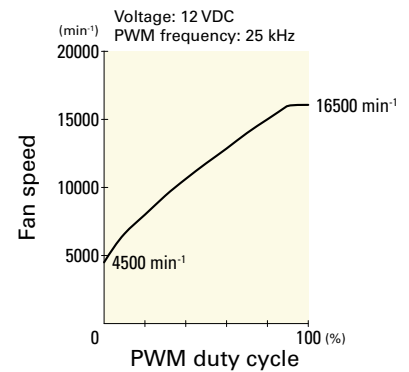
PWM duty cycle



Operating voltage range

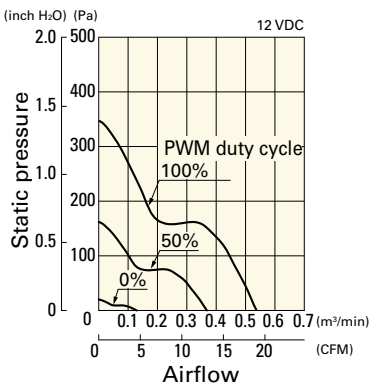


PWM duty - Speed characteristics example

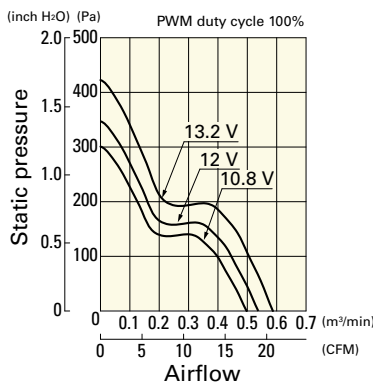


9GA0412P3H01 With pulse sensor with PWM control function

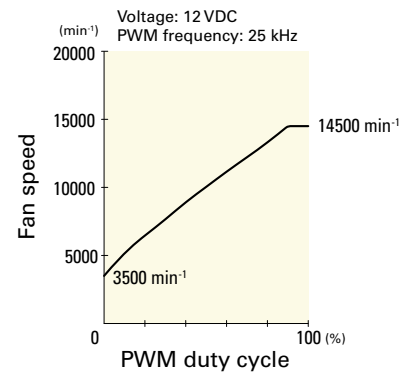
PWM duty cycle



Operating voltage range

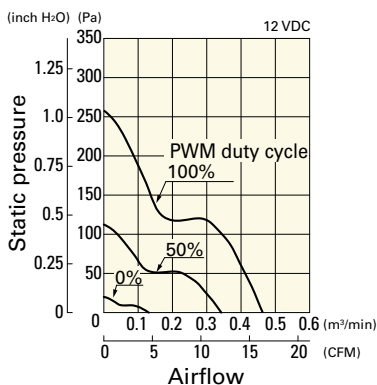


PWM duty - Speed characteristics example

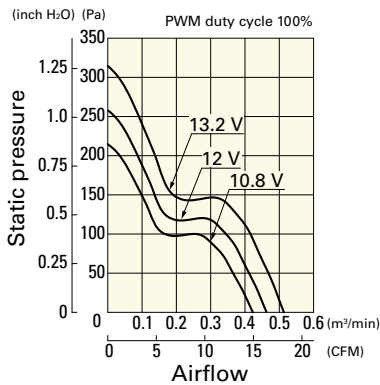


9GA0412P3M01 With pulse sensor with PWM control function

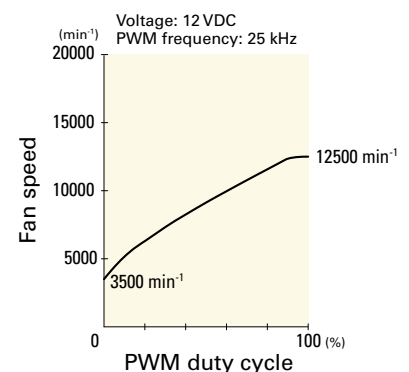
PWM duty cycle



Operating voltage range



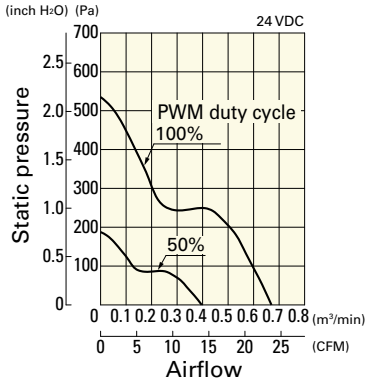
PWM duty - Speed characteristics example



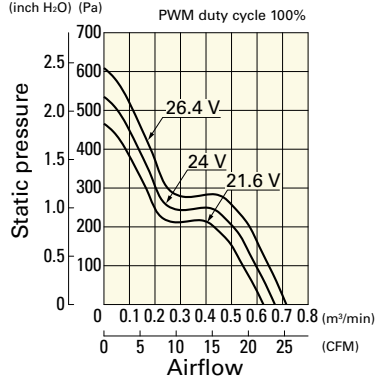
Airflow - Static Pressure Characteristics / PWM Duty - Speed Characteristics Example

9GA0424P3J001 With pulse sensor with PWM control function

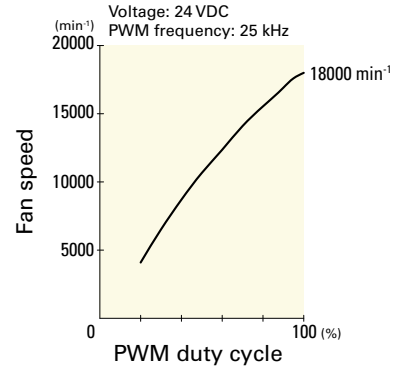
PWM duty cycle



Operating voltage range

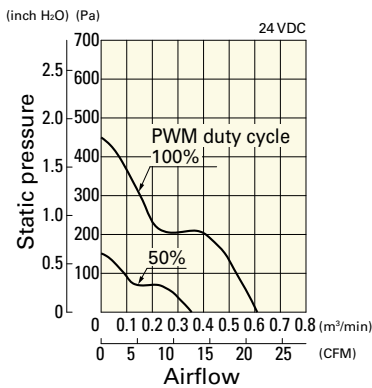


PWM duty - Speed characteristics example

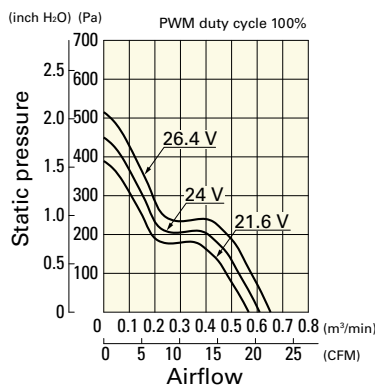


9GA0424P3G001 With pulse sensor with PWM control function

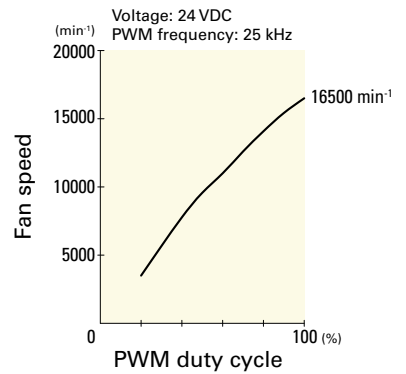
PWM duty cycle



Operating voltage range

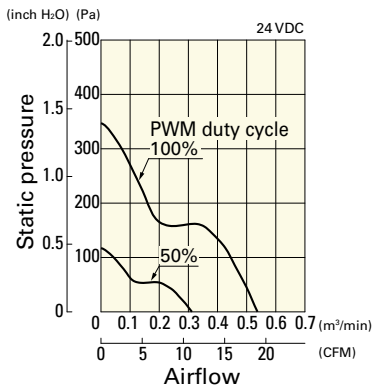


PWM duty - Speed characteristics example

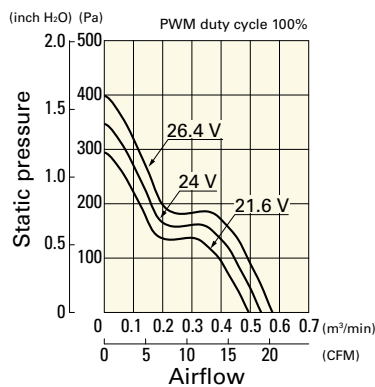


9GA0424P3H001 With pulse sensor with PWM control function

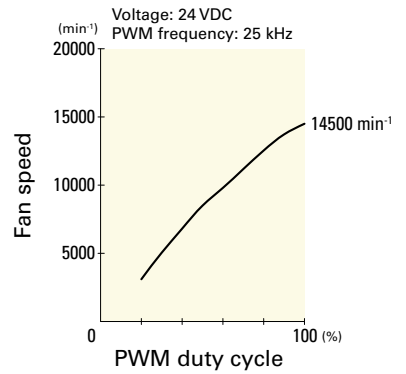
PWM duty cycle



Operating voltage range

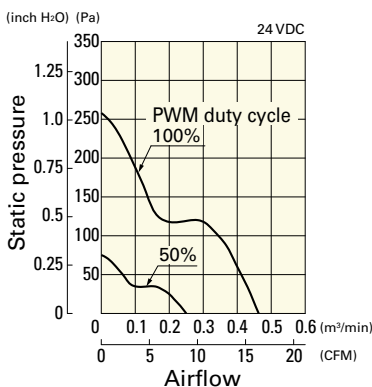


PWM duty - Speed characteristics example

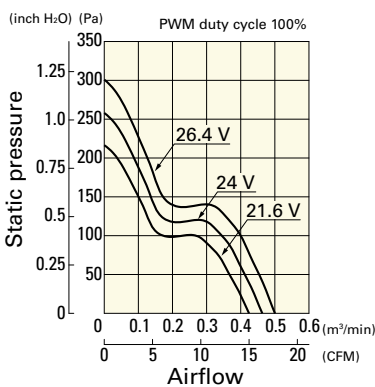


9GA0424P3M001 With pulse sensor with PWM control function

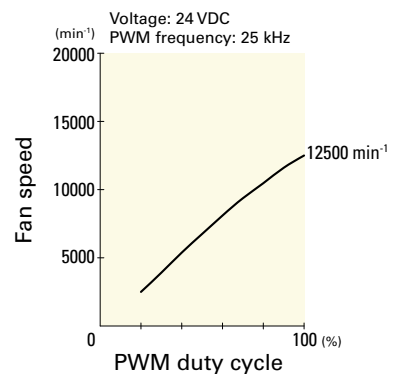
PWM duty cycle



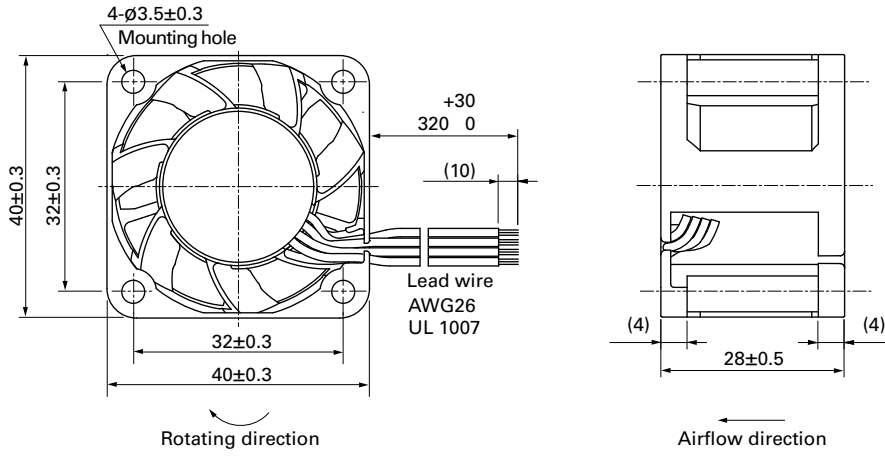
Operating voltage range



PWM duty - Speed characteristics example



Dimensions (unit: mm) (With ribs)



Reference Dimensions of Mounting Holes and Vent Opening (unit: mm)



Options

Finger guards

page: p. 558

Model no.: 109-059, 109-059H