

DC Fan

80×80×15 mm

San Ace 80 9P_{type}   



General Specifications

- Material Frame: Plastic (Flammability: UL 94V-0), Impeller: Plastic (Flammability: UL 94V-1)
- Expected life See the table below. (L10 life: 90% survival rate for continuous operation in free air at 60°C, rated voltage)
Expected life at 40°C is for reference only.
- Motor protection function Locked rotor burnout protection, Reverse polarity protection
For details, please refer to p. 573.
- Dielectric strength 50/60 Hz, 500 VAC, for 1 minute (between lead wire conductors and frame)
- Insulation resistance 10 MΩ or more with a 500 VDC megger (between lead wire conductors and frame)
- Sound pressure level (SPL) At 1 m away from the air inlet
- Storage temperature -30 to +70°C (Non-condensing)
- Lead wire ⊕Red ⊖Black or Blue Sensor Yellow
- Mass 68 g

Specifications

The models listed below **have ribs and pulse sensors.**

Model no.	Rated voltage [V]	Operating voltage range [V]	Rated current [A]	Rated input [W]	Rated speed [min ⁻¹]	Max. airflow [m ³ /min] [CFM]	Max. static pressure [Pa] [inchH ₂ O]	SPL [dB (A)]	Operating temperature [°C]	Expected life [h]
▶▶ 109P0812H701	12	7 to 13.8	0.2	2.4	3100	0.91 32.1	29.4 0.118	31	-20 to +70	40000/60°C (70000/40°C)
▶▶ 109P0812M701			0.09	1.08	2000	0.57 20.1	12.6 0.051	21		60000/60°C (90000/40°C)
▶▶ 109P0824H701	24	14 to 27.6	0.1	2.4	3100	0.91 32.1	29.4 0.118	31		40000/60°C (70000/40°C)
▶▶ 109P0824M701			0.05	1.2	2000	0.57 20.1	12.6 0.051	21		60000/60°C (90000/40°C)

The following sensor and control options are available for selection.

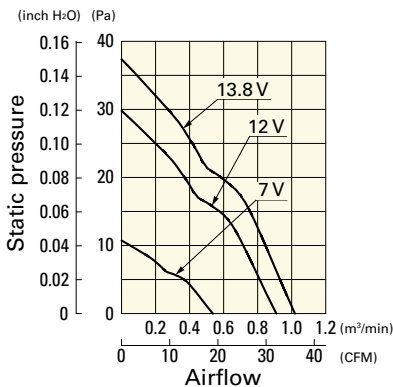
Available for all models. Without sensor Lock sensor

The ▶▶ mark indicates Short LeadTime Service applicable models. See p. 626 for details.

Airflow - Static Pressure Characteristics

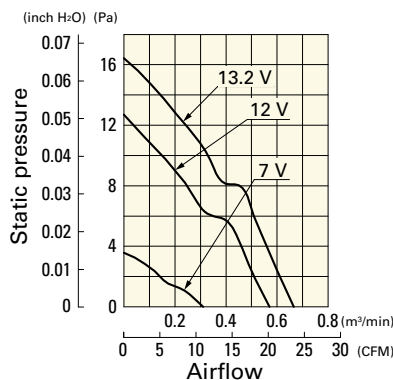
109P0812H701 With pulse sensor

Operating voltage range



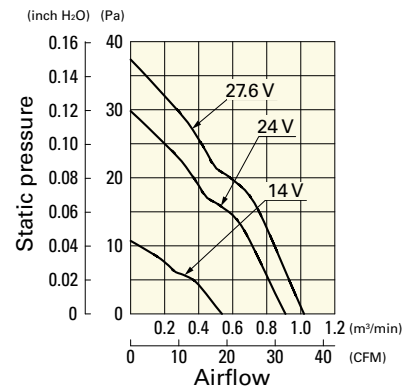
109P0812M701 With pulse sensor

Operating voltage range



109P0824H701 With pulse sensor

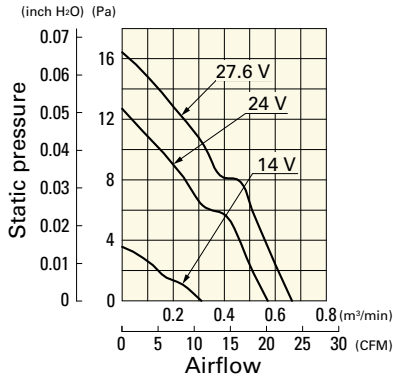
Operating voltage range



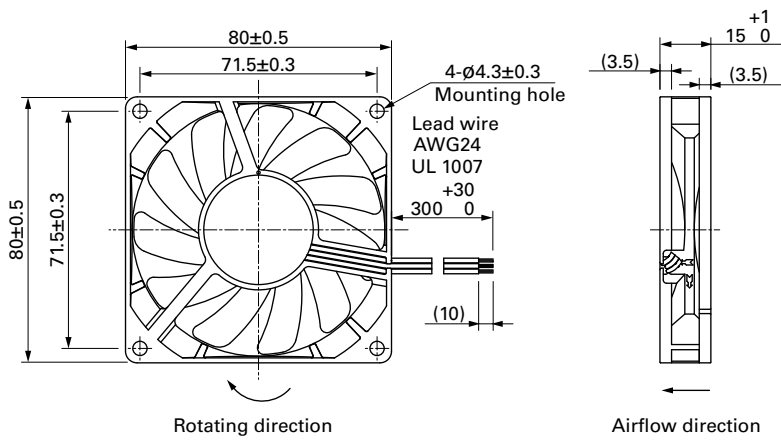
Airflow - Static Pressure Characteristics

109P0824M701 With pulse sensor

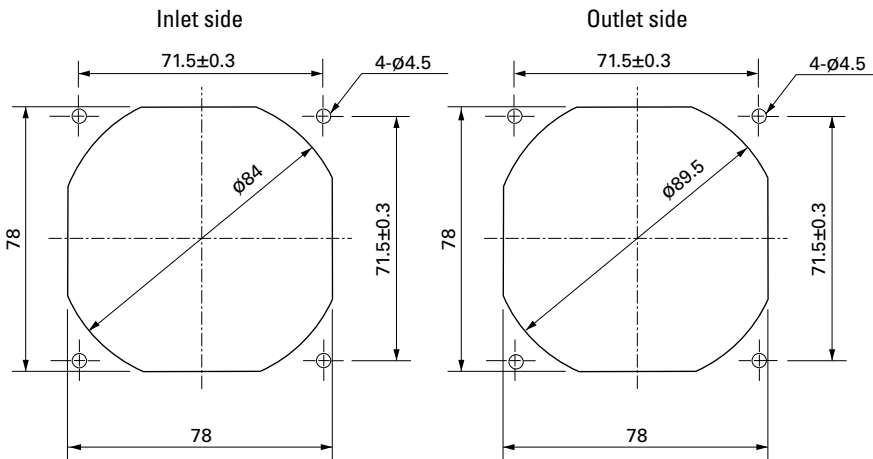
Operating voltage range



Dimensions (unit: mm)



Reference Dimensions of Mounting Holes and Vent Opening (unit: mm)



Options

Finger guards

page: p. 558

Model no.: 109-049E, 109-049H, 109-049C

Resin finger guards

page: p. 565

Model no.: 109-1002G

Resin filter kits

page: p. 566

Model no.: 109-1002F13 (13PPI), 109-1002F20 (20PPI),
109-1002F30 (30PPI), 109-1002F40 (40PPI)