



BTSW-110-01-T-D



SNT-100-BK-T-H



MNT-120-BK-T



SNT-100-BK-G



BTMM-106-01-T-S



JL-400-25-T



(2,54 mm) .100"

SNT, MNT, 2SN, SNM, PK, JL, BTMM, BTSW SERIES

SHUNTS & JUMPERS

SPECIFICATIONS

SNT

For complete specifications see www.samtec.com?SNT

Insulator Material:

Glass Filled Polyester

Contact Material:

Phosphor Bronze

Current Rating: 2.5A/Contact

Operating Temp Range:

-55°C to +125°C

Contact Resistance: 5 mΩ

Insertion Depth:

(4,32 mm) .170" min.

Lead Size accepted:

(0,64 mm) .025" SQ

Insertion Force:

(Single contact only)

33 oz (9,17 N) average

Withdrawal Force:

(Single contact only)

27 oz (7,51 N) average

RoHS Compliant: Yes



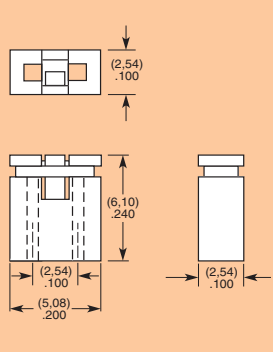
SNT

100

BODY COLOR

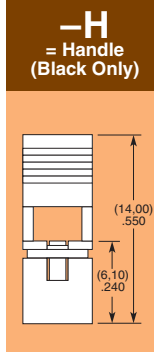
PLATING OPTION

HANDLE OPTION



- BK = Black
- OR = Orange
- RD = Red
- BL = Blue
- YW = Yellow

- G = 10µ" (0,25 µm) Gold
- T = Tin



Note: Other Gold plating options available. Contact Samtec.

MNT

For complete specifications see www.samtec.com?MNT

Same as SNT except:

Current Rating:

2A/Contact @ 80°C ambient

Working Voltage: 450 VAC

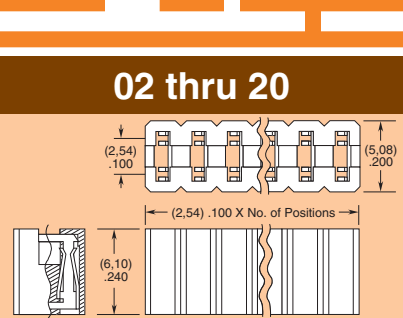
MNT

1

NO. OF POSITIONS

BODY COLOR

PLATING OPTION



- BK = Black
- G = 10µ" (0,25 µm) Gold
- T = Tin

Note: Some lengths, styles and options are non-standard, non-returnable.

SNT/MNT mates with: TSW, HTSW, MTSW, HMTSW, TLW, DW, EW, ZW, HW, TSM, BST, PHT

2SN

For complete specifications see www.samtec.com?2SN

Same as SNT except:

Insertion Depth:

(2,29 mm) .090" minimum

Lead Size accepted:

(0,51 mm) .020" SQ

2SN mates with:

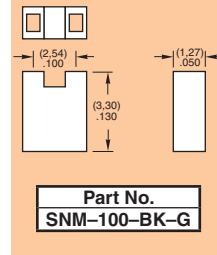
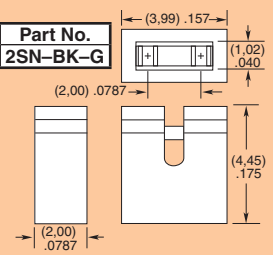
- TMMH, TMM,
- MTMM, MMT, TW,
- LTMM, ZLTMM, TSH, EHT



2SN

SNM

PK



SNM

For complete specifications see www.samtec.com?SNM

Same as SNT except:

Contact Resistance: 10 mΩ

Insertion Depth:

(3,43 mm) .135" minimum

Lead Size accepted:

(0,46 mm) .018" SQ

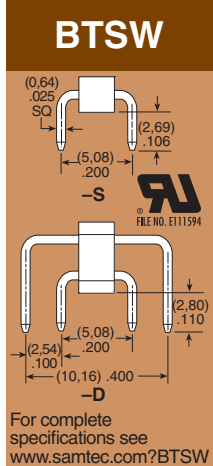
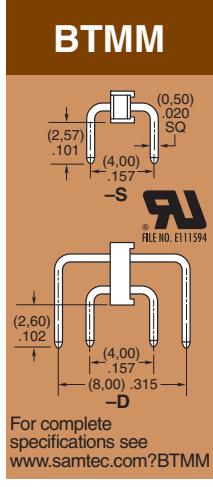
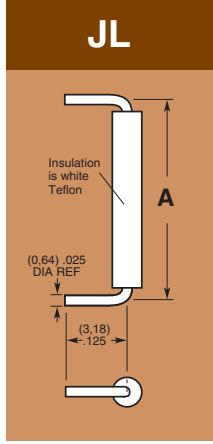
SNM mates with:

- TMS, MTMS, DWM

JL

For complete specifications see www.samtec.com?JL

| Part No. | A |
|--------------|---------------|
| JL-100-25-T | (2,54) .100 |
| JL-250-25-T | (6,35) .250 |
| JL-300-25-T | (7,62) .300 |
| JL-400-25-T | (10,16) .400 |
| JL-500-25-T | (12,70) .500 |
| JL-600-25-T | (15,24) .600 |
| JL-1000-25-T | (25,40) 1.000 |



Due to technical progress, all designs, specifications and components are subject to change without notice.

WWW.SAMTEC.COM