

LS2-120-01-L-D-RA1

LS2-110-02-L-D

LS2-110-01-L-D

(2.00 mm) .0787"

LS2 SERIES

SELF MATING HERMAPHRODITIC STRIP

SPECIFICATIONS

For complete specifications and recommended PCB layouts see www.samtec.com?LS2

Insulator Material:
Black Liquid Crystal Polymer

Contact Material:
Phosphor Bronze

Plating:
Au or Sn over
50 μm (1.27 μm) Ni

Current Rating:
3.2 A per pin
(6 adjacent pins powered)

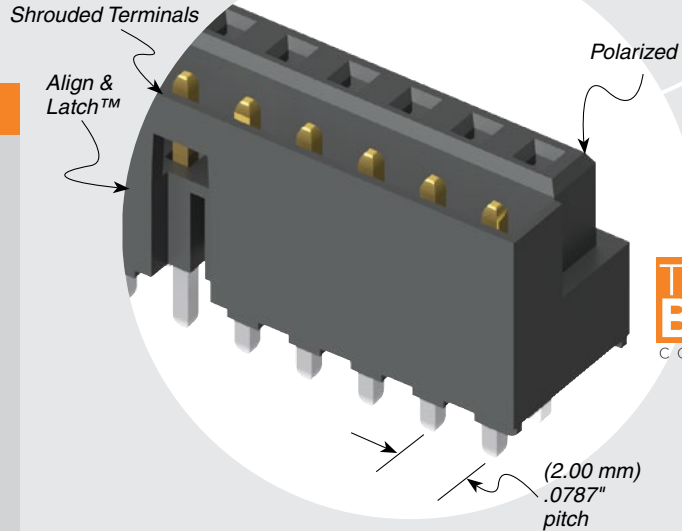
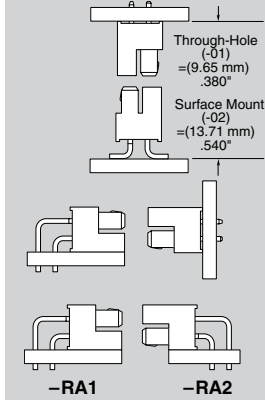
Voltage Rating:
475 VAC mated with LS2

Operating Temp Range:
-55 °C to +125 °C

RoHS Compliant:
Yes

Mates with:
LS2

APPLICATION



PROCESSING

Lead-Free Solderable:
Yes

SMT Lead Coplanarity:
(0.15 mm) .006" max

RECOGNITIONS

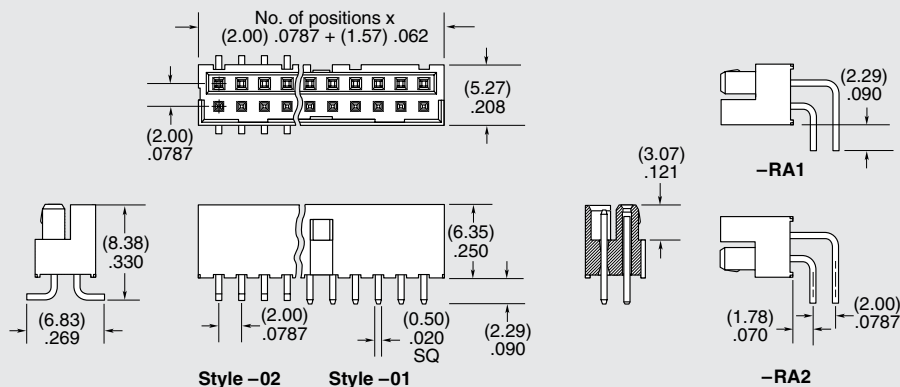
For complete scope of recognitions see www.samtec.com/quality



ALSO AVAILABLE (MOQ Required)

- Alignment pin
 - Other platings
 - Other stack heights
- Contact Samtec.

LS2	1	NO. PINS PER ROW	LEAD STYLE	PLATING OPTION	D	TAIL OPTION	OPTION
		05, 10, 15, 20, 25, 30	-01 = Through-hole -02 = Surface Mount	-F = Gold flash on contact, Matte Tin on tail -L = 10 μm (0.25 μm) Gold on contact, Matte Tin on tail		-01 only -RA1 = Right-angle (Shroud Down) -RA2 = Right-angle (Shroud Up)	-K = (6.30 mm) .248" DIA Polyimide Film Pick & Place Pad (-02 only) -TR = Tape & Reel Packaging



Note: Some lengths, styles and options are non-standard, non-returnable.

Due to technical progress, all designs, specifications and components are subject to change without notice.

WWW.SAMTEC.COM

All parts within this catalog are built to Samtec's specifications. Customer specific requirements must be approved by Samtec and identified in a Samtec customer-specific drawing to apply.