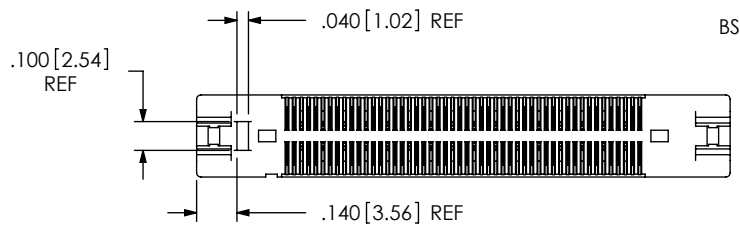
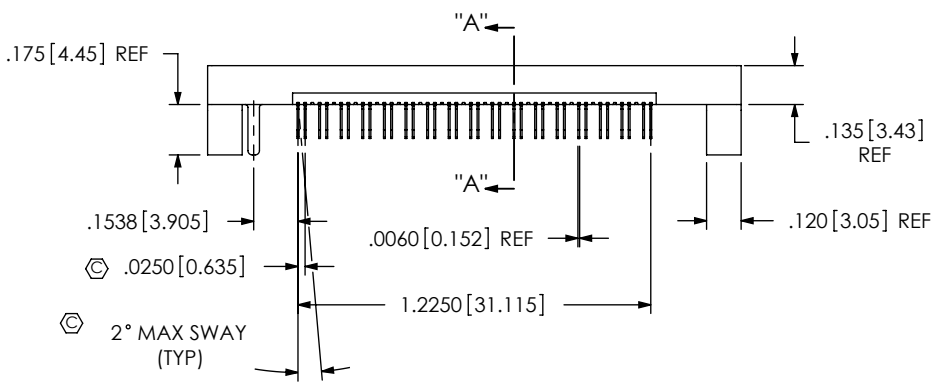
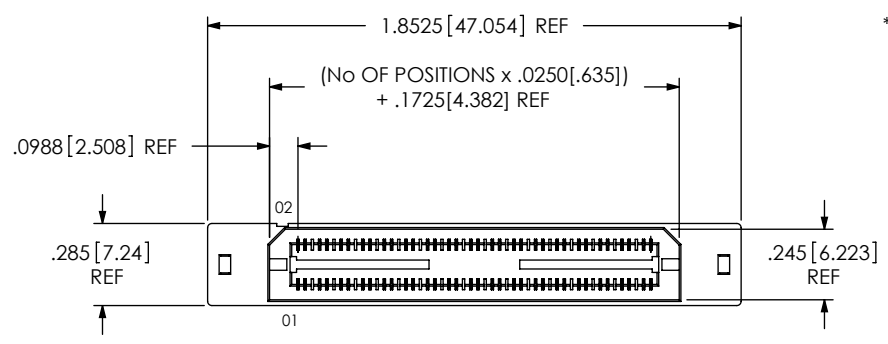


ASO ONLY (APPLICATION SPECIFIC ORDER)

DO NOT SCALE FROM THIS PRINT



BSS-XXX-01-X-D-DP-EMX

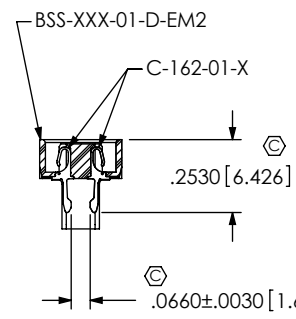
No OF POSITIONS (PER ROW)
 -016, -034, -050,
 *-066, *-084, *-100
 * SEE NOTE 8
 LEAD STYLE
 -01

EDGE MOUNT THICKNESS
 -EM2: .064 [1.63] ± .004 PCB (USE BSS-XXX-01-D-EM2 & C-162-01-X)
 -EM3: (USE BSS-XXX-01-D-EM3 & C-162-02-X) SEE NOTE 7

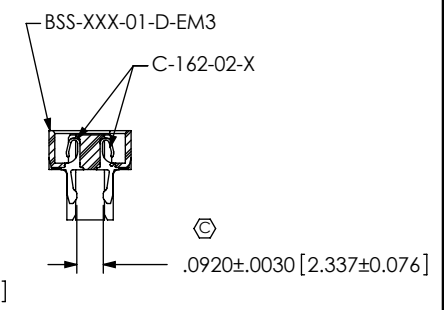
PLATING SPECIFICATION
 -L: 10μ" SELECTIVE GOLD IN CONTACT AREA, MATTE TIN ON TAILS
 -F: 3μ" SELECTIVE GOLD IN CONTACT AREA, MATTE TIN ON TAILS
 -H: 30μ" GOLD IN CONTACT AREA, 3μ" GOLD ON TAIL

DIFFERENTIAL PAIRS

ROW SPECIFICATION
 -D: DOUBLE (USE BSS-XXX-01-D-EMX)



SECTION "A-A"
 EDGE MOUNT THICKNESS
 -EM2: .064 [1.63] ± .004 PCB

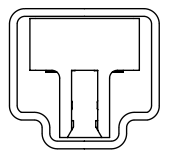


SECTION "A-A"
 EDGE MOUNT THICKNESS
 -EM3:
 SEE NOTE 7
 (DIFFERENT AS SHOWN, OTHERWISE SAME AS -EM2 PCB THICKNESS)

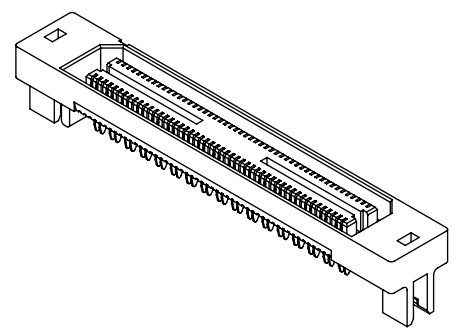
FIG 1
 BSS-034-01-X-D-DP-EM2 SHOWN

- NOTES:
1. Ⓢ REPRESENTS A CRITICAL DIMENSION.
 2. CONTACT RETENTION: 4 OZ MIN.
 3. PARTS ARE "MOLD TO POSITION".
 4. MAX VARIANCE OF .002.
 5. ALL PIN TO PIN DIMENSIONS TO BE MEASURED FROM TIP TO TIP.
 6. NOTE DELETED.
 7. -EM3 IS NOT A STANDARD OFFERING; AVAILABLE AS AN ASP ONLY. PLEASE CONTACT SAMTEC INTERCONNECT PROCESSING GROUP WITH ORDER INQUIRIES
 8. FOR NEW APPLICATIONS REQUIRING THESE POSITIONS. PLEASE CONTACT SAMTEC INTERCONNECT GROUP.

PACKAGING VIEW



TUBE: PT-1-24-02-38
 PLUG: TP-03



UNLESS OTHERWISE SPECIFIED, DIMENSIONS ARE IN INCHES. TOLERANCES ARE: DECIMALS ANGLES .XX: ±.01 [.3] 2° .XXX: ±.005 [.13] .XXXX: ±.0020 [.051]	PROPRIETARY NOTE THIS DOCUMENT CONTAINS INFORMATION CONFIDENTIAL AND PROPRIETARY TO SAMTEC, INC. AND SHALL NOT BE REPRODUCED OR TRANSFERRED TO OTHER DOCUMENTS OR DISCLOSED TO OTHERS OR USED FOR ANY PURPOSE OTHER THAN THAT WHICH IT WAS OBTAINED WITHOUT THE EXPRESSED WRITTEN CONSENT OF SAMTEC, INC.	DESCRIPTION: .635mm EDGE MOUNT DP SOCKET ASSEMBLY	
		DWG. NO. BSS-XXX-01-X-D-DP-EMX	
MATERIAL: DO NOT SCALE DRAWING SHEET SCALE: 1.5:1 INSULATOR: VECTRA E130i; COLOR: BLACK CONTACT: PHOS BRONZE, 510 SPRING TEMPER THICKNESS: .0060		BY: CHAD F 10/4/2001 SHEET 1 OF 2	



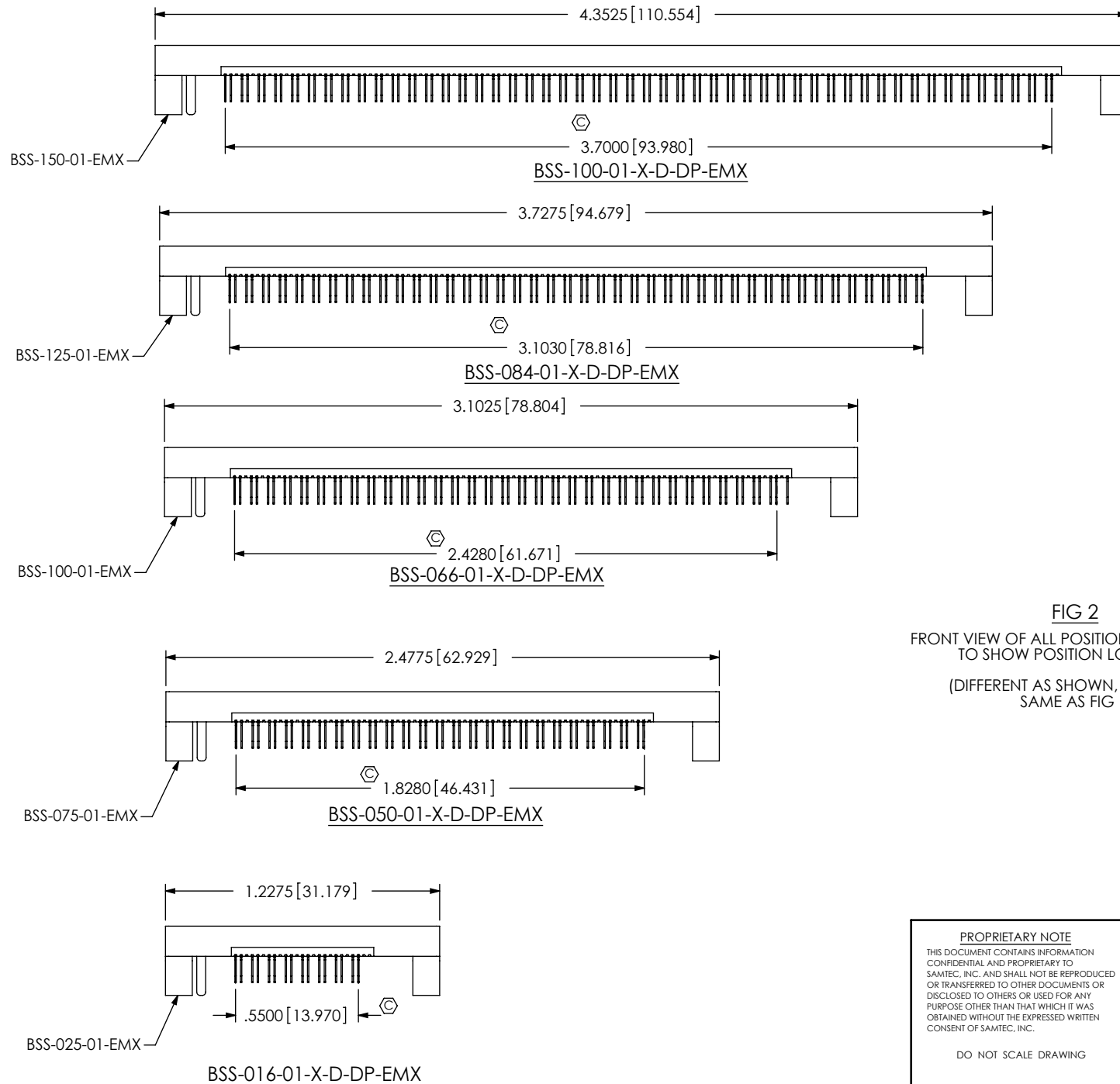


FIG 2
 FRONT VIEW OF ALL POSITIONS (EXCEPT -034)
 TO SHOW POSITION LOCATIONS
 (DIFFERENT AS SHOWN, OTHERWISE
 SAME AS FIG 1)

PROPRIETARY NOTE
 THIS DOCUMENT CONTAINS INFORMATION
 CONFIDENTIAL AND PROPRIETARY TO
 SAMTEC, INC. AND SHALL NOT BE REPRODUCED
 OR TRANSFERRED TO OTHER DOCUMENTS OR
 DISCLOSED TO OTHERS OR USED FOR ANY
 PURPOSE OTHER THAN THAT WHICH IT WAS
 OBTAINED WITHOUT THE EXPRESSED WRITTEN
 CONSENT OF SAMTEC, INC.

DO NOT SCALE DRAWING

SHEET SCALE: 2:1



520 PARK EAST BLVD, NEW ALBANY, IN 47150
 PHONE: 812-944-6733 FAX: 812-948-5047
 e-Mail: info@SAMTEC.com code: 55322

DESCRIPTION: .635mm EDGE MOUNT DP SOCKET ASSEMBLY

DWG. NO. **BSS-XXX-01-X-D-DP-EMX**

BY: CHAD F 10/4/2001 SHEET 2 OF 2