

Transistors

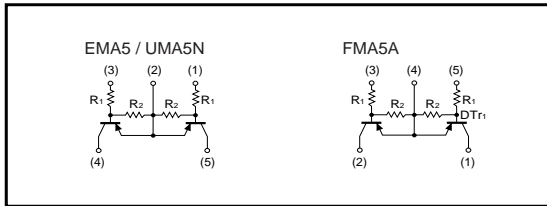
Emitter common (dual digital transistors)

EMA5 / UMA5N / FMA5A

●Features

1) Two DTA123Js in a EMT or UMT or SMT package.

●Equivalent circuit



●Packaging, marking, and packaging specifications

Type	EMA5	UMA5N	FMA5A
Package	EMT5	UMT5	SMT5
Marking	A5	A5	A5
Code	T2R	TR	T148
Basic ordering unit (pieces)	8000	3000	3000

●Absolute maximum ratings (Ta=25°C)

Parameter	Symbol	Limits	Unit
Supply voltage	V _{CC}	-50	V
Input voltage	V _{IN}	-12	V
		5	
Output current	I _O	-100	mA
Power dissipation	EMA5 / UMA5N	150 (TOTAL)	mW *
	FMA5A	300 (TOTAL)	
Junction temperature	T _J	150	°C
Storage temperature	T _{stg}	-55 to +150	°C

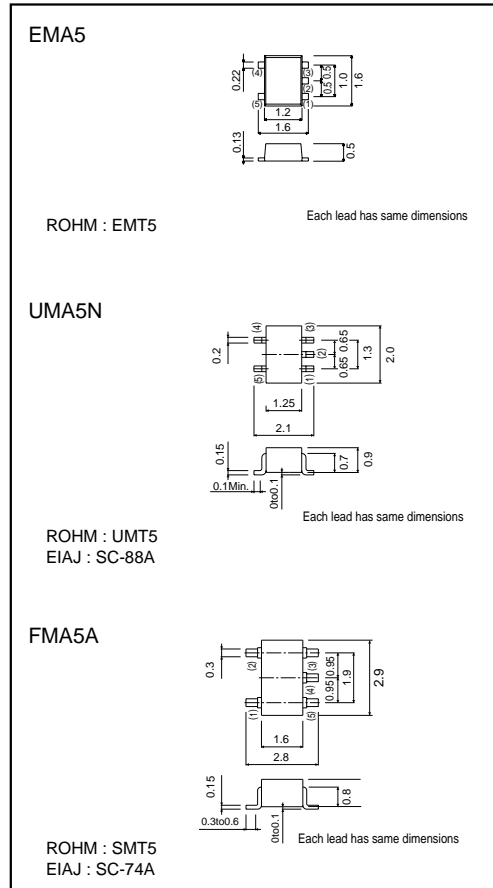
* Do not exceed 120m per element for the UMA5N.
Do not exceed 200mW per element for the FMA5A.

●Electrical characteristics (Ta=25°C)

Parameter	Symbol	Min.	Typ.	Max.	Unit	Conditions
Input voltage	V _{I (off)}	-	-	-0.5	V	V _{CC} = -5V, I _O = -100μA V _O = -0.3V, I _O = -5mA
	V _{I (on)}	-1.1	-	-		
Output voltage	V _{O (on)}	-	-0.1	-0.3	V	I _O /I _I = -5mA/V -0.25mA
Input current	I _I	-	-	-3.6	mA	V _I = -5V
Output current	I _{O (off)}	-	-	-0.5	μA	V _{CC} = -50V, V _I =0V
DC current gain	G _I	80	-	-	-	V _O = -5V, I _O = -10mA
Input resistance	R _I	1.54	2.2	2.86	kΩ	-
Transition frequency	f _T	-	250	-	MHz	V _{CE} = -10V, I _E =5mA, f=100MHz *
Resistance ratio	R ₂ / R ₁	17	21	26	-	-

*Transition frequency of the device.

●External dimensions (Unit : mm)



Transistors

●Electrical characteristics curves

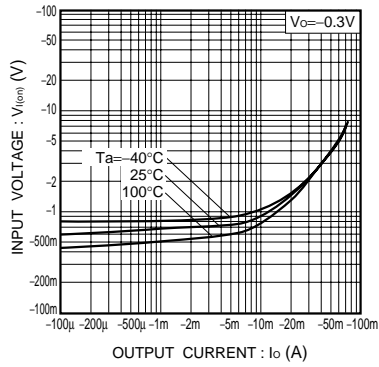


Fig.1 Input voltage vs. output current (ON characteristics)

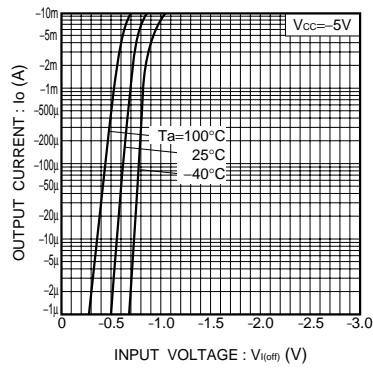


Fig.2 Output current vs. input voltage (OFF characteristics)

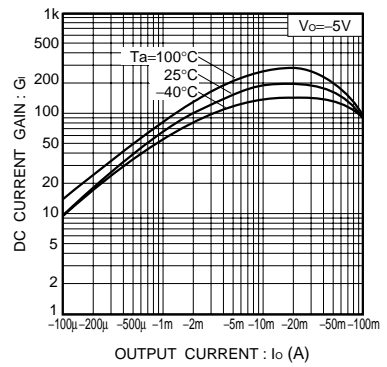


Fig.3 DC current gain vs. output current

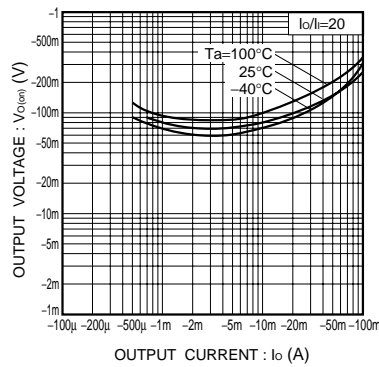


Fig.4 Output voltage vs. output current

Notes

- No technical content pages of this document may be reproduced in any form or transmitted by any means without prior permission of ROHM CO.,LTD.
- The contents described herein are subject to change without notice. The specifications for the product described in this document are for reference only. Upon actual use, therefore, please request that specifications to be separately delivered.
- Application circuit diagrams and circuit constants contained herein are shown as examples of standard use and operation. Please pay careful attention to the peripheral conditions when designing circuits and deciding upon circuit constants in the set.
- Any data, including, but not limited to application circuit diagrams information, described herein are intended only as illustrations of such devices and not as the specifications for such devices. ROHM CO.,LTD. disclaims any warranty that any use of such devices shall be free from infringement of any third party's intellectual property rights or other proprietary rights, and further, assumes no liability of whatsoever nature in the event of any such infringement, or arising from or connected with or related to the use of such devices.
- Upon the sale of any such devices, other than for buyer's right to use such devices itself, resell or otherwise dispose of the same, no express or implied right or license to practice or commercially exploit any intellectual property rights or other proprietary rights owned or controlled by
- ROHM CO., LTD. is granted to any such buyer.
- Products listed in this document are no antiradiation design.

The products listed in this document are designed to be used with ordinary electronic equipment or devices (such as audio visual equipment, office-automation equipment, communications devices, electrical appliances and electronic toys).

Should you intend to use these products with equipment or devices which require an extremely high level of reliability and the malfunction of which would directly endanger human life (such as medical instruments, transportation equipment, aerospace machinery, nuclear-reactor controllers, fuel controllers and other safety devices), please be sure to consult with our sales representative in advance.

About Export Control Order in Japan

Products described herein are the objects of controlled goods in Annex 1 (Item 16) of Export Trade Control Order in Japan.

In case of export from Japan, please confirm if it applies to "objective" criteria or an "informed" (by MITI clause) on the basis of "catch all controls for Non-Proliferation of Weapons of Mass Destruction.