






# SMT POWER INDUCTORS

## Round Wire Coils – PG0871NL series



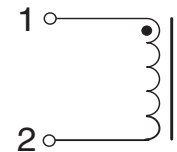
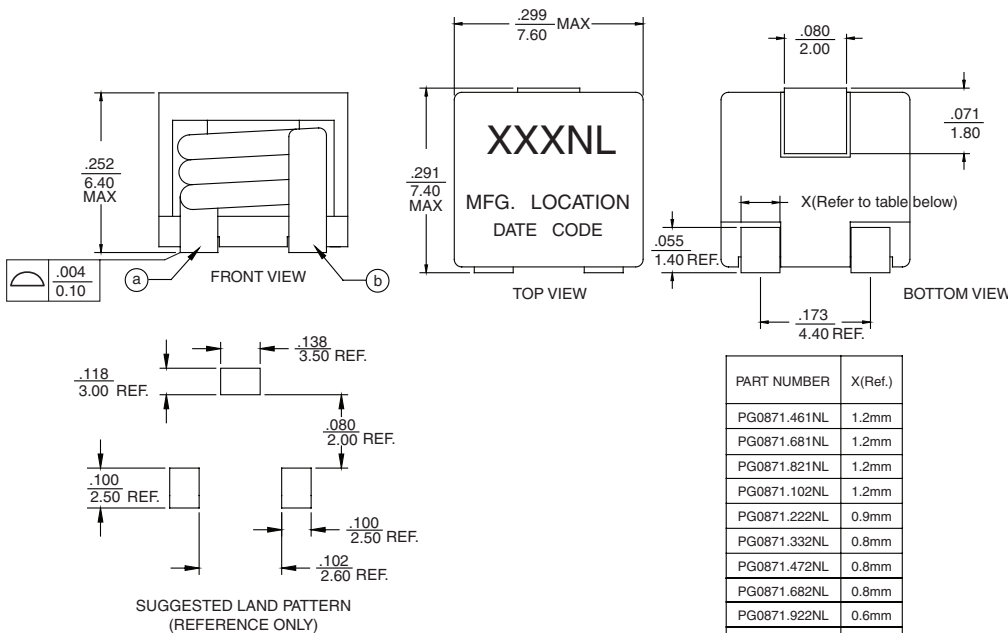
-  **Current Rating:** up to 28A<sub>pk</sub>
-  **Inductance Range:** 0.46uH to 10.5uH
-  **Height:** 6.4mm Max
-  **Footprint:** 7.6mm x 7.4mm Max
-  **No Thermal Aging**

### Electrical Specifications @ 25°C — Operating Temperature -40°C to +130°C<sup>1</sup>

Part Number	Inductance @I <sub>rated</sub> <sup>2</sup> (μH TYP)	I <sub>rated</sub> <sup>3</sup> (A)	Controlled Electrical Specs		Saturation Current I <sub>sat</sub> <sup>5</sup> (A TYP)		Heating Current I <sub>dc</sub> (A TYP) <sup>6</sup>	Core Loss <sup>7</sup> Factor (K2)
			DCR <sup>4</sup> (mΩ) ±8%	Inductance @ 0A <sub>dc</sub> (μH ± 20%)	25°C	100°C		
PG0871.461NL	0.42	24.0	1.5	0.46	28.0	25.0	24.0	14.196
PG0871.681NL	0.64	19.0	2.3	0.68	24.5	20.0	19.0	10.647
PG0871.821NL	0.71	19.0	2.3	0.82	21.0	18.0	19.0	10.647
PG0871.102NL	0.80	17.5	2.3	1.00	17.5	15.5	19.0	10.647
PG0871.222NL	2.00	9.5	7.6	2.20	12.0	10.5	9.5	7.098
PG0871.332NL	3.00	7.1	13.5	3.30	10.5	9.5	7.1	5.324
PG0871.472NL	4.50	6.7	17.0	4.70	9.3	8.0	6.7	4.259
PG0871.682NL	6.40	5.8	20.0	6.80	7.8	6.5	5.8	3.549
PG0871.922NL	8.80	4.9	30.0	9.20	6.7	5.5	4.9	3.042
PG0871.103NL	9.50	4.7	31.5	10.50	6.3	5.3	4.7	2.839

### Mechanical

### Schematic



Weight . . . . . 1.1 grams  
Tape & Reel . . . . . 700/reel

Dimensions: Inches  
                  mm  
Unless otherwise specified,  
all tolerances are ± .010  
  0,25

# SMT POWER INDUCTORS

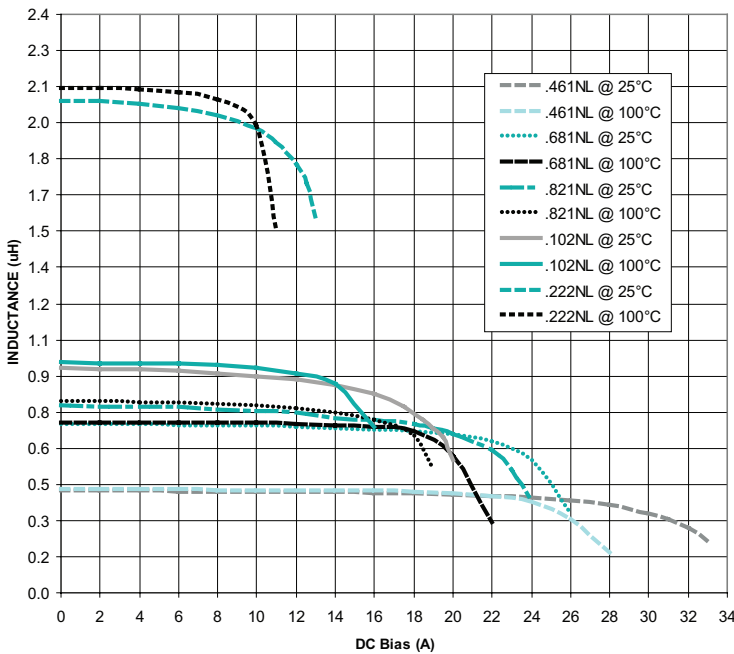
## Round Wire Coils – PG0871NL series



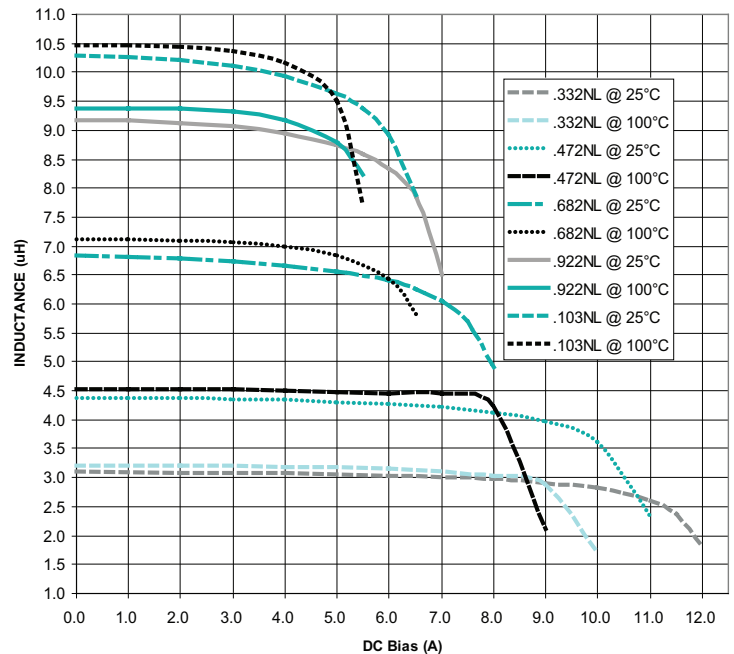
### NOTES FROM THE TABLE:

- Actual temperature of the component during system operation (ambient plus temperature rise) must be within the standard operating range.
- Inductance at Irated is a typical inductance value for the component taken at rated current.
- The rated current as listed is either the saturation current (@ 25°C) or the heating current depending on which value is lower.
- The DCR of the part is measured at an ambient temperature of 20°C±3°C from point a and b as shown below on the mechanical drawing.
- The saturation current, Isat, is the current at which the component inductance drop by 20% (typical) at an ambient temperature of 25°C. This current is determined by placing the component in the specified ambient environment and applying a short duration pulse current (to eliminate self-heating effect) to the component.
- The heating current, Idc, is the DC current required to raise the component temperature by approximately 40°C. The heating current is determined by mounting the component on a typical pcb and applying current for 30 minutes. The temperature is measured by placing the thermocouple on top of the unit under test. Take note that the components' performance varies depending on the system condition. IT is suggested that the component be tested at the system level, to verify the temperature rise of the component during system operation.
- Core loss approximation is based on published core data:  
 $Core\ Loss = K1 * (f)^{1.324} * (\Delta B)^{2.422}$  in mW  
 $K1 = 71.56 E-4$   
 $\Delta B = K2 * V_{usec}$  in mT  
 $f =$  switching frequency in MHz  
 $K1 \ \& \ K2 =$  core loss factors  
 $V =$  Voltage across the component in V  
 $V_{usec} = V * D / f$   
 $D =$  Duty cycle
- Unless otherwise specified, all testing is made at 100kHz, 0.1Vac
- Optional Tape & Reel packaging can be ordered by adding a "T" suffix to the part number (i.e. PG0871.222NL becomes PG0871.222NLT). Pulse complies to industry standard tape and reel specification EIA481. The tape and reel for this product has a width (W=16.0mm), pitch (Po=12.0mm) and depth (Ko=6.8 mm).

Typical Inductance vs DC Bias @25°C and 100°C



Typical Inductance vs DC Bias @25°C and 100°C



### For More Information:

#### Pulse Worldwide Headquarters

12220 World Trade Dr.  
San Diego, CA 92128  
U.S.A.

[www.pulseeng.com](http://www.pulseeng.com)

Tel: 858 674 8100

Fax: 858 674 8262

#### Pulse Europe

Einsteinstrasse 1  
D-71083 Herrenberg  
Germany

Tel: 49 7032 7806 0

Fax: 49 7032 7806 135

#### Pulse China Headquarters

B402, Shenzhen Academy of  
Aerospace Technology Bldg.  
10th Kejinan Rd.  
High-Tech Zone  
Nanshan District  
Shenzen, PR China 518057

TEL: 86 755 33966678

FAX: 86 755 33966700

#### Pulse North China

Room 1503  
XinYin Building  
No. 888 YiShan Rd.  
Shanghai 200233  
China

Tel: 86 21 54643211/2

Fax: 86 21 54643210

#### Pulse South Asia

135 Joo Seng Rd.  
#03-02  
PM Industrial Bldg.  
Singapore 368363

TEL: 65 6287 8998

FAX: 65 6280 0080

#### Pulse North Asia

No. 26, Kao Ching Rd.  
Yang Mei Chen  
Taoyuan Hsien  
Taiwan  
R. O. C.

Tel: 886 3 4643715

Fax: 886 3 4641911

Performance warranty of products offered on this data sheet is limited to the parameters specified. Data is subject to change without notice. Other brand and product names mentioned herein may be trademarks or registered trademarks of their respective owners.  
© Copyright, 2009. Pulse Engineering, Inc. All rights reserved.