



Technical data // **P36SMT 1 01 TR**

Rotary Code Switch

SMT Gull Wing Surface Mount Technology



Highlights

- Solid PCB pins
- Contacts with abrasion resistant hard gold plating
- Central C-contact
- Extra sealed design with high temperature resistance
- Switches are solder and flux sealed and washable
- 100 % electronic inspection and testing
- 90° turned zero position available

Mechanical Data

Type	horizontal
Fixation mode	SMT
Height	3.85 mm
Length	7.4 mm
Width	7.4 mm
Pin connection	3+3
Perm. ambient temperature	-50 °C ... +125 °C
Perm. storage temperature	-55 °C ... +135 °C
Torque	1.2 ± 0.2 Ncm
Mechanical lifetime	25.000 steps
Positions per rotation	10 / 16 - more versions on request
Degree of protection	comparable IP67
Sealing	O-Ring
Humidity	21 days at 40 °C, 93 %RH
Sinus-vibration testing	acc. IEC 68-2-6
Frequency range	10 Hz ... 500 Hz ... 10 Hz, sliding
Amplitude	6.0 mm
Acceleration	10.0 g
Shock testing	acc. IEC 68-2-27
Shock acceleration amplitude	50.0 g
Duration of nominal shock	11.0 ms
Directions	6 (±x, ±y, ±z) 3 times each



Technical data

// P36SMT 1 01 TR

Rotary Code Switch

SMT Gull Wing Surface Mount Technology

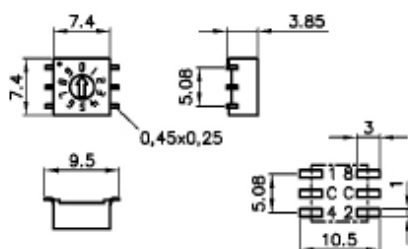
Mechanical Data

Reflow soldering	JDEC J-STD-020 E
Iron soldering	4 s / 350 °C

Electrical Data


Operating voltage	≤ 42.0 V
Standby current	≤ 0.4 A
Contact load, dynamic	≤ 0.1 A
Minimum load	1.0 μ A 20mVDC
Test voltage	250.0 V 50 Hz / 1.0 min
Contact resistance	< 80.0 mOhm
Insulation resistance	> 100.0 MOhm

Technical Drawing



Configuration

Actuators



Arrow-shaped slot

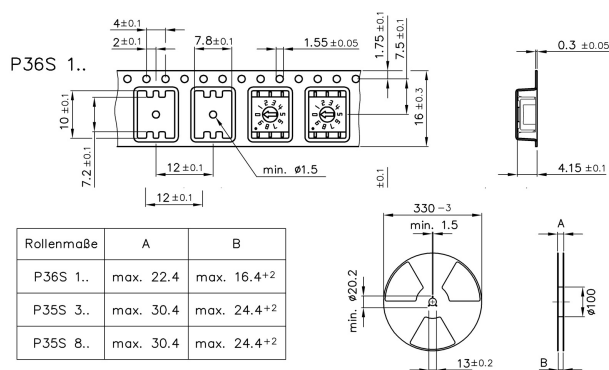


Codes

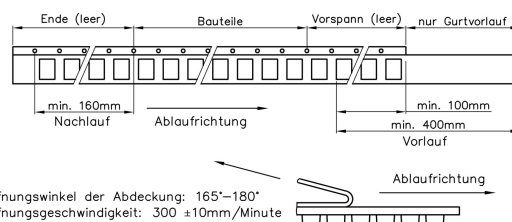
BCD Typ 01						
	C	1	2	4	8	
0	●					0
1	●	●				1
2	●		●			2
3	●	●	●			3
4	●			●		4
5	●	●		●		5
6	●		●	●		6
7	●	●	●	●		7
8	●				●	8
9	●	●			●	9

Packing

BCD, 10



Gurtvorlauf und -nachlauf



Tape on Reel Packing