

Electronic housing - CM 62-LG/H 35/BO BK - 2944863

Please be informed that the data shown in this PDF Document is generated from our Online Catalog. Please find the complete data in the user's documentation. Our General Terms of Use for Downloads are valid (<http://phoenixcontact.com/download>)



Complete housing, length: 75 mm, with vents, Cross connection: without bus connector, color: black, width: 62 mm, height: 108 mm, number of positions cross connector: not relevant


The figure shows versions CM 62-LG/H 35/BO and CM 90-LG/H 12,5 BO

Your advantages

- ✓ Flexible accommodation of different connection elements (from high-position connectors to electronic PCBs)
- ✓ Rugged housing technology
- ✓ Easy snap-on mounting on symmetrical DIN rails according to EN 60715
- ✓ Shock and contamination-proof accommodation of electronic components



Key Commercial Data

Packing unit	5 pc
GTIN	 4 017918 081720
GTIN	4017918081720

Technical data

General

Housing type	Complete housing
Housing material	Polycarbonate fiber reinforced
Color (RAL)	black (9005)

Ambient conditions

Ambient temperature (operation)	-40 °C ... 105 °C (depending on power dissipation)
---------------------------------	----------------------------------------------------

Dimensions

Length	75 mm
Height	108 mm
Width	62 mm

Electronic housing - CM 62-LG/H 35/BO BK - 2944863

Technical data

Dimensions

Depth	75 mm
-------	-------

Technical data

Power dissipation without gap	20.8 W
Power dissipation with 20 mm gap	24.4 W

Standards and Regulations

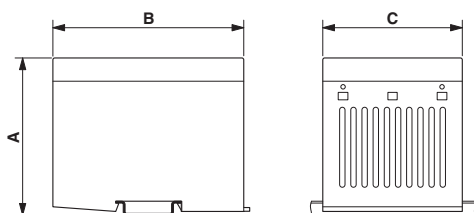
Flammability rating according to UL 94	V0
----------------------------------------	----

Environmental Product Compliance

China RoHS	Environmentally friendly use period: unlimited = EFUP-e
	No hazardous substances above threshold values

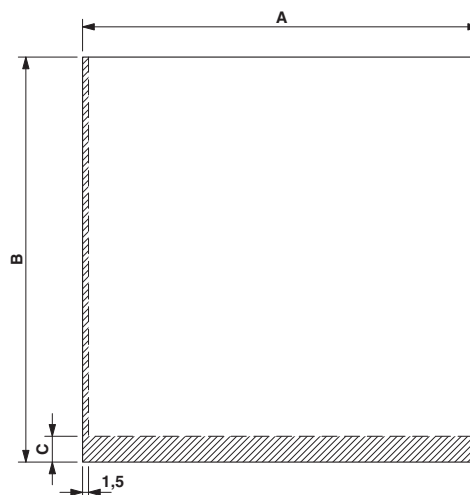
Drawings

Dimensional drawing



Dimension A: 108 mm; dimension B: 75 mm; dimension C: 62 mm

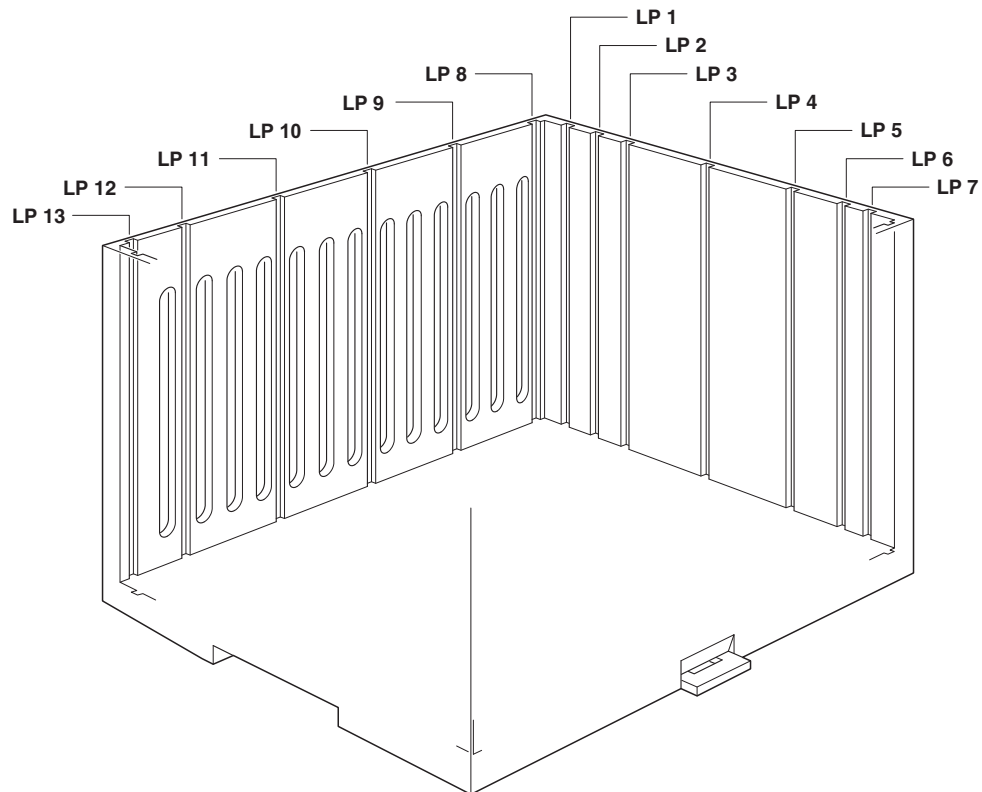
Dimensional drawing



PCB 1, 7: Dimension A: 72.5 mm; B: 96.0 mm; C: 0 mm
 PCB 8, 13: Dimension A: 60.0 mm; B: 96.0 mm; C: 0 mm

Electronic housing - CM 62-LG/H 35/BO BK - 2944863

Schematic diagram



Phoenix Contact 2019 © - all rights reserved
<http://www.phoenixcontact.com>

PHOENIX CONTACT GmbH & Co. KG
Flachsmarktstr. 8
32825 Blomberg
Germany
Tel. +49 5235 300
Fax +49 5235 3 41200
<http://www.phoenixcontact.com>