

Digital display - FA MCR-D-TUI-UI-2REL-UP - 2907064

Please be informed that the data shown in this PDF Document is generated from our Online Catalog. Please find the complete data in the user's documentation. Our General Terms of Use for Downloads are valid (<http://phoenixcontact.com/download>)

Multifunctional process indicator inside the control panel housing for monitoring and displaying analog measurement data. Universal inputs permit connection of current, voltage, RTDs, and TCs. Two relay change-over contact outputs and one analog output.



Product Description

Multifunctional process indicator inside the control panel housing for monitoring and displaying analog measurement data. Dual-conductor sensors can be powered with the integrated measuring transducer supply. Universal inputs permit connection of current, voltage, RTDs, and TCs. Limit values can be monitored and relays can be switched. The analog output allows you to transmit process signals. A color change in the event of a fault supports the detection of alarm conditions. 5-digit, 7-segment LC display, with backlight, 1 universal input, 2 relays, min./max. value memory, linearization table, digital status output (open collector)



Key Commercial Data

Packing unit	1 pc
GTIN	
GTIN	4055626204666

Technical data

Dimensions

Width	96 mm
Height	48 mm
Depth	151.8 mm

Ambient conditions

Ambient temperature (operation)	-20 °C ... 60 °C
Ambient temperature (storage/transport)	-40 °C ... 85 °C
Maximum altitude	< 2000 m (Above sea level)
Permissible humidity (operation)	Front: condensation permitted Device body: no condensation
Degree of protection	IP65 (Front)
Noise immunity	IEC 61326 / NAMUR NE 21

Digital display - FA MCR-D-TUI-UI-2REL-UP - 2907064

Technical data

Input data

Description of the input	Universal input
Number of inputs	1
Current input signal	0 mA ... 20 mA +10 % 4 mA ... 20 mA +10 %
Max. input current	< 150 mA
Input signal	Current
Input resistance current input	10 Ω
Transmitter supply voltage	> 16 V (22 mA)
Transmitter supply voltage range	22.8 V ... 27.6 V (No-load)
Transmitter supply current	< 30 mA (Short-circuit and overload protection)
Available input sources	Resistance thermometers
Sensor types (RTD) that can be used	Pt, Ni, Cu sensors
Connection technology	2, 3, 4-wire
Description of the input	Universal input
Voltage input signal	0 V ... 10 V 2 V ... 10 V 0 V ... 5 V 0 V ... 1 V 1 V ... 5 V -1 V ... 1 V -10 V ... 10 V -30 V ... 30 V -100 mV ... 100 mV
max. input voltage	± 35 V (≥ 1 V)
Input signal	Voltage
Input resistance of voltage input	> 1 MΩ
Available input sources	Thermocouples
Sensor types that can be used (TC)	J, K, T, N, B, S, R, U, L, C, D

Output data

Output name	Current output
Number of outputs	1
Configurable/programmable	Yes
Current output signal	0 mA ... 20 mA 4 mA ... 20 mA
Max. output current	< 22 mA
Load/output load current output	≤ 500 Ω (22 mA)
Ripple	< 10 mV _{PP} (500 Ω)
D/A converter resolution	13 bit
Output name	Voltage output
Voltage output signal	0 V ... 10 V

Digital display - FA MCR-D-TUI-UI-2REL-UP - 2907064

Technical data

Output data

	2 V ... 10 V
	0 V ... 5 V
	1 V ... 5 V
Max. output voltage	< 11 V
Ripple	< 10 mV _{PP} (1000 Ω)
D/A converter resolution	13 bit

Switching output

Output name	Relay output
Contact type	2 PDT
Minimum switching voltage	12 V
Maximum switching voltage	30 V DC (3 A)
	230 V AC (3 A)
Min. switching current	10 mA
Output name	Transistor output, active
Output description	Open collector output
Number of outputs	1
Contact type	Transistor
Maximum switching voltage	28 V
Max. switching current	3 A
	200 mA

Power supply

Supply voltage range	24 V AC/DC ... 230 V AC/DC (-20 % ... +10 %, 50 Hz ... 60 Hz)
Max. current consumption	30 mA
Power consumption	≤ 6.9 W

Connection data

Connection name	Input, Output, Status
Connection method	Pluggable spring-cage terminal blocks
Stripping length	10 mm
Conductor cross section solid	0.14 mm ² ... 1.5 mm ²
Conductor cross section flexible	0.14 mm ² ... 1.5 mm ²
Conductor cross section AWG	26 ... 16

General

Maximum transmission error	± 0.05 % (of the measuring range)
Test voltage	2500 V
Test voltage input/output	500 V
Test voltage input/power supply	2500 V
Test voltage output/power supply	2500 V
Test voltage input/power supply	2.5 kV
Noise emission	IEC 61326, class A

Digital display - FA MCR-D-TUI-UI-2REL-UP - 2907064

Technical data

General

Noise immunity	IEC 61326 / NAMUR NE 21
Color	light grey RAL 7035
Housing material	PC-GF10
Mounting position	Max. viewing angle range +/- 45° from the centre line of the display in every direction
Conformance	CE-compliant
UL, USA/Canada	UL 61010 Recognized
CSA	CSA GP
GL	GL EMC 1 C

Standards and Regulations

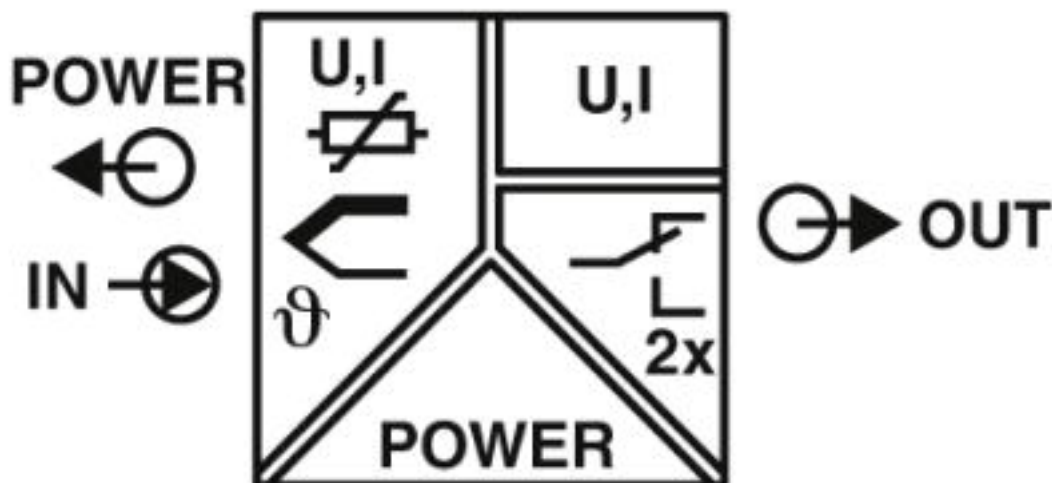
Noise emission	IEC 61326, class A
Noise immunity	IEC 61326 / NAMUR NE 21
Conformance	CE-compliant
UL, USA/Canada	UL 61010 Recognized
CSA	CSA GP
GL	GL EMC 1 C

Environmental Product Compliance

China RoHS	Environmentally friendly use period: unlimited = EFUP-e
	No hazardous substances above threshold values

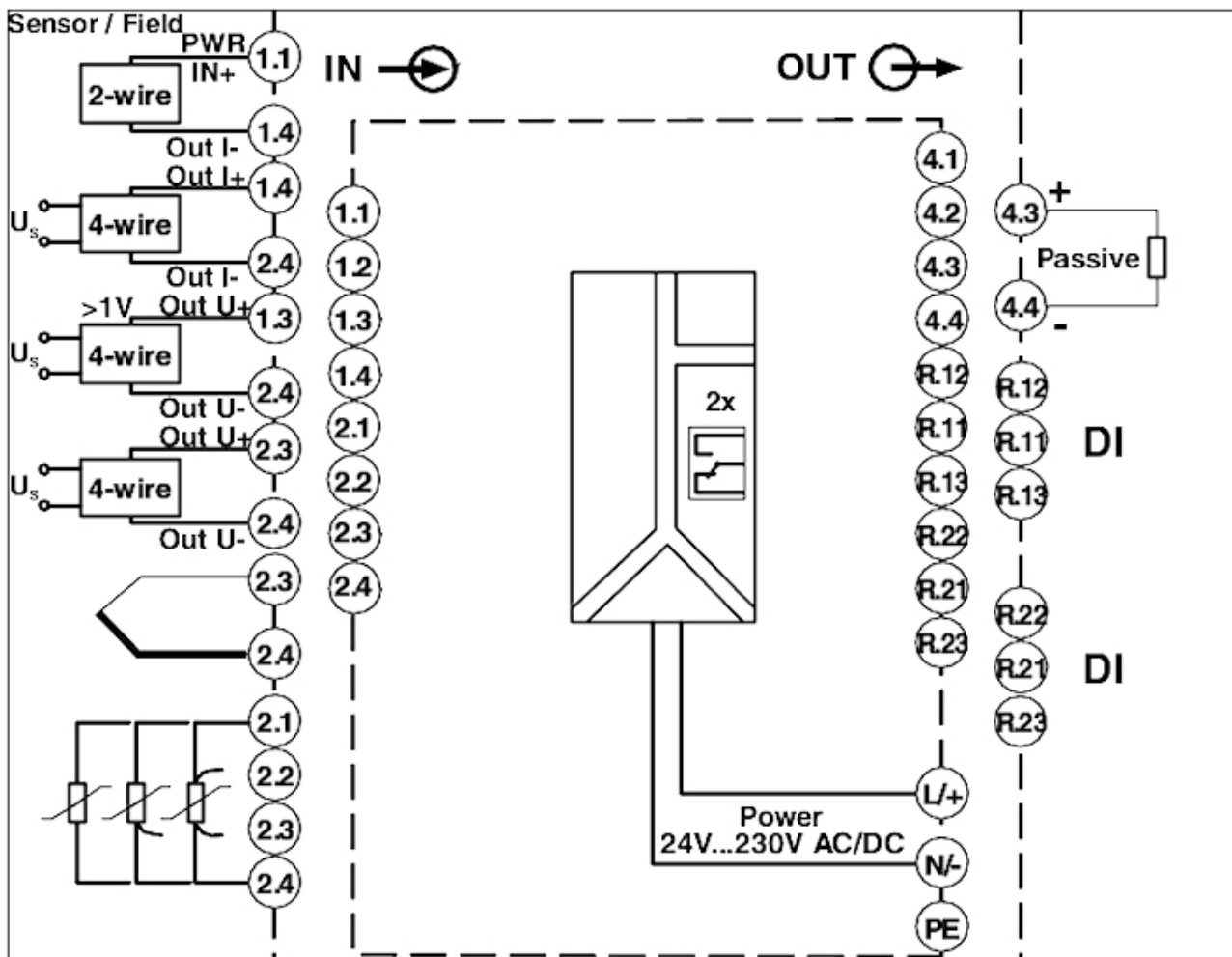
Drawings

Pictogram



Digital display - FA MCR-D-TUI-UI-2REL-UP - 2907064

Block diagram



Block diagram FA-MCR-D-TUI-UI-2REL-UP

Digital display - FA MCR-D-TUI-UI-2REL-UP - 2907064

Classifications

eCl@ss

eCl@ss 4.0	27210300
eCl@ss 4.1	27210300
eCl@ss 5.0	27210300
eCl@ss 5.1	27210300
eCl@ss 6.0	27210300
eCl@ss 7.0	27210301
eCl@ss 8.0	27210301
eCl@ss 9.0	27210301

ETIM

ETIM 2.0	EC001426
ETIM 3.0	EC001426
ETIM 4.0	EC001426
ETIM 5.0	EC001426
ETIM 6.0	EC001426
ETIM 7.0	EC001426

Approvals

Approvals

Approvals


DNV GL / CSA / UL Recognized / cUL Recognized / cULus Recognized

Ex Approvals

Approval details

DNV GL		https://approvalfinder.dnvgl.com/	TAA000029G
--------	---	---	------------

CSA		http://www.csagroup.org/services-industries/product-listing/	2879105
-----	---	---	---------

UL Recognized		http://database.ul.com/cgi-bin/XYV/template/LISEXT/1FRAME/index.htm	FILE E 198586
---------------	---	---	---------------

Digital display - FA MCR-D-TUI-UI-2REL-UP - 2907064

Approvals

cUL Recognized		http://database.ul.com/cgi-bin/XYV/template/LISEXT/1FRAME/index.htm	FILE E 198586
----------------	--	---	---------------

cULus Recognized			
------------------	--	--	--

Accessories

Accessories

Assembly adapter

DIN rail mounting frame - FA MCR-D-RM - 1032996



The DIN rail mounting frame can be used to mount a display on a DIN rail, e.g., in the control cabinet. The DIN rail mounting frame can be used with the following digital displays: FA MCR-(EX)-DS-I-I-OLP, FA MCR-(EX)-D-TUI-UI-2REL-UP

Programming adapter

Programming adapter - MCR-PAC-T-USB - 2309000



Programming adapter with USB and T port interface, 2.4 m for programming FA MCR-..., MCR-...-LP-..., and MCR-...-HT-... modules

Phoenix Contact 2020 © - all rights reserved
<http://www.phoenixcontact.com>

PHOENIX CONTACT GmbH & Co. KG
Flachsmarktstr. 8
32825 Blomberg
Germany
Tel. +49 5235 300
Fax +49 5235 3 41200
<http://www.phoenixcontact.com>