

Filter terminal block - PSR-FTB/20/86 - 2904477


Please be informed that the data shown in this PDF Document is generated from our Online Catalog. Please find the complete data in the user's documentation. Our General Terms of Use for Downloads are valid (<http://phoenixcontact.com/download>)



Terminal block for filtering test pulses from safe semiconductor outputs with adjustable filter values (20 μ F/86 μ F), as well as for EMC filtering of 24 V signals up to an amperage of 2 A.



Key Commercial Data

Packing unit	1 pc
GTIN	 4 046356 831512
GTIN	4046356831512

Technical data

Dimensions

Width	6.2 mm
Height	94 mm
Depth	80 mm

Ambient conditions

Ambient temperature (operation)	-25 °C ... 55 °C
Ambient temperature (storage/transport)	-25 °C ... 70 °C

Input data

Nominal input voltage U_N	24 V DC \pm 20 % (Control voltage U_{ST} right/left)
Typical input current at U_N	max. 20 mA
Protective circuit	Surge protection

Output data

Nominal output voltage	24 V DC \pm 20 % (Control voltage U_{ST} right/left)
Nominal output voltage range	19.2 V DC ... 28.8 V DC (Control voltage U_{ST} right/left)
Limiting continuous current	max. 2 A (in total for OUT1 + OUT2)

Connection data, control circuit

Connection name	Control circuits
-----------------	------------------

Filter terminal block - PSR-FTB/20/86 - 2904477

Technical data

Connection data, control circuit

Connection method	Push-in connection
Stripping length	8 mm
Conductor cross section solid	0.14 mm ² ... 2.5 mm ²
Conductor cross section flexible	0.14 mm ² ... 2.5 mm ²
Conductor cross section AWG	26 ... 14

Connection data load circuit

Connection name	Load circuit
Connection method	Push-in connection
Stripping length	8 mm
Conductor cross section solid	0.14 mm ² ... 2.5 mm ²
Conductor cross section flexible	0.14 mm ² ... 2.5 mm ²
Conductor cross section AWG	26 ... 14

General

Mounting position	Vertical (horizontal DIN rail)
Assembly instructions	In rows with zero spacing
Operating mode	100% operating factor

Standards and Regulations

Designation	Air clearances and creepage distances between the power circuits
Standards/regulations	EN 61131
Rated insulation voltage	50 V
Rated surge voltage	1.5 kV
Insulation	Basic insulation
Pollution degree	2
Overvoltage category	II

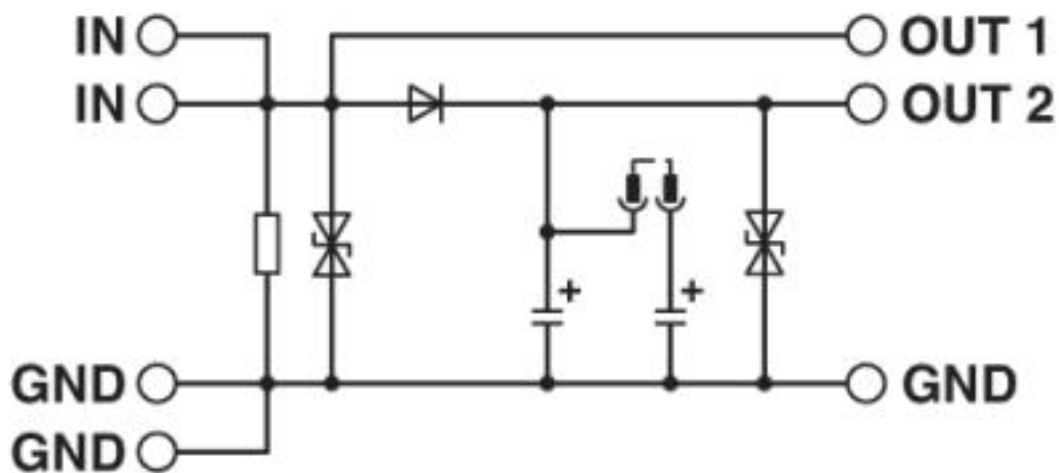
Environmental Product Compliance

REACH SVHC	Lead 7439-92-1
China RoHS	Environmentally Friendly Use Period = 50 years
	For details about hazardous substances go to tab "Downloads", Category "Manufacturer's declaration"

Drawings

Filter terminal block - PSR-FTB/20/86 - 2904477

Circuit diagram



Classifications

eCl@ss

eCl@ss 10.0.1	27240692
eCl@ss 4.0	40020600
eCl@ss 4.1	40020600
eCl@ss 5.0	27371900
eCl@ss 5.1	27371900
eCl@ss 6.0	27249200
eCl@ss 7.0	27249290
eCl@ss 8.0	27249290
eCl@ss 9.0	27240692

ETIM

ETIM 3.0	EC001449
ETIM 4.0	EC002564
ETIM 5.0	EC002564
ETIM 6.0	EC002584
ETIM 7.0	EC002584

UNSPSC

UNSPSC 6.01	30211901
UNSPSC 7.0901	39121501
UNSPSC 11	39121501
UNSPSC 12.01	39121501
UNSPSC 13.2	39121552
UNSPSC 18.0	39121552
UNSPSC 19.0	39121552
UNSPSC 20.0	39121552

Filter terminal block - PSR-FTB/20/86 - 2904477

Classifications

UNSPSC

UNSPSC 21.0	39121552
-------------	----------

Approvals


Approvals

Approvals

EAC

Ex Approvals

Approval details

EAC		RU C- DE.A*30.B.01082
-----	--	--------------------------

Phoenix Contact 2020 © - all rights reserved
<http://www.phoenixcontact.com>

PHOENIX CONTACT GmbH & Co. KG
Flachsmarktstr. 8
32825 Blomberg
Germany
Tel. +49 5235 300
Fax +49 5235 3 41200
<http://www.phoenixcontact.com>