

Power terminal block - MINI MCR-SL-PTB-SP - 2864147

Please be informed that the data shown in this PDF Document is generated from our Online Catalog. Please find the complete data in the user's documentation. Our General Terms of Use for Downloads are valid (<http://phoenixcontact.com/download>)




MCR feed-in terminal for supplying several MINI Analog modules via a DIN rail connector, with spring-cage connection, maximum current consumption of up to 2 A. Replacement part: 2902067 MINI MCR-2-PTB-PT.

Your advantages

- ✓ For supplying the supply voltage via the foot element (DIN rail connector) where DC voltages of up to 30 V are already available
- ✓ Status and error indication via diagnostic LEDs



Key Commercial Data

Packing unit	1 pc
GTIN	 4 017918 974787
GTIN	4017918974787

Technical data

Dimensions

Width	6.2 mm
Height	93.1 mm
Depth	102.5 mm

Ambient conditions

Ambient temperature (operation)	-20 °C ... 65 °C
Ambient temperature (storage/transport)	-40 °C ... 85 °C

Input data

Nominal input voltage	24 V DC
-----------------------	---------

Output data

Output voltage range	Input voltage - 0.8 V
----------------------	-----------------------

General

Power terminal block - MINI MCR-SL-PTB-SP - 2864147

Technical data

General

Housing material	PBT
Mounting position	any
Assembly instructions	The T connector can be used to bridge the supply voltage. It can be snapped onto a 35 mm DIN rail according to EN 60715.

Connection data, input

Connection method	Spring-cage connection
Conductor cross section solid min.	0.2 mm ²
Conductor cross section solid max.	2.5 mm ²
Conductor cross section flexible min.	0.2 mm ²
Conductor cross section flexible max.	2.5 mm ²
Conductor cross section AWG min.	24
Conductor cross section AWG max.	12
Stripping length	8 mm

Standards and Regulations

Electromagnetic compatibility	Conformance with EMC directive
Noise emission	EN 61000-6-4
Connection in acc. with standard	CUL
Standards/regulations	EN 61000-4-2
Designation	Electromagnetic RF field
Standards/regulations	EN 61000-4-3
Evaluation criterion	A
Standards/regulations	EN 61000-4-4
	EN 61000-4-5
Designation	Conducted interferences
Standards/regulations	EN 61000-4-6
Evaluation criterion	A
Conformance	CE-compliant
ATEX	# II 3 G Ex nA IIC T4 Gc X
UL, USA/Canada	UL 508 Recognized
	Class I, Div. 2, Groups A, B, C, D T5
GL	GL EMC 2 D

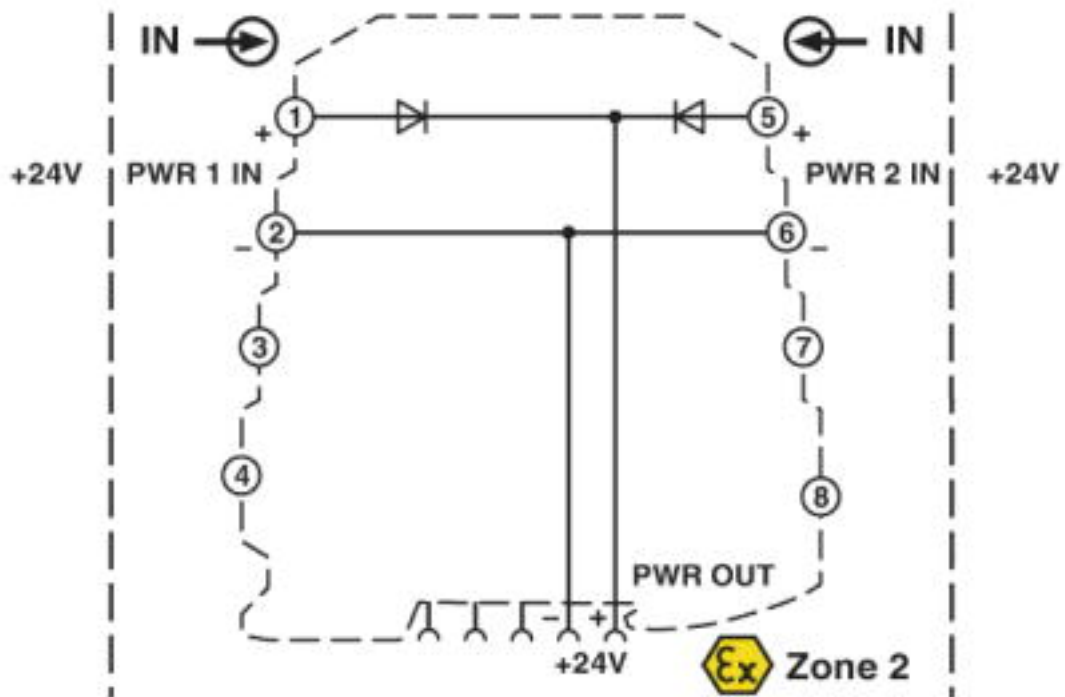
Environmental Product Compliance

REACH SVHC	Lead 7439-92-1
China RoHS	Environmentally Friendly Use Period = 50 years
	For details about hazardous substances go to tab "Downloads", Category "Manufacturer's declaration"

Drawings

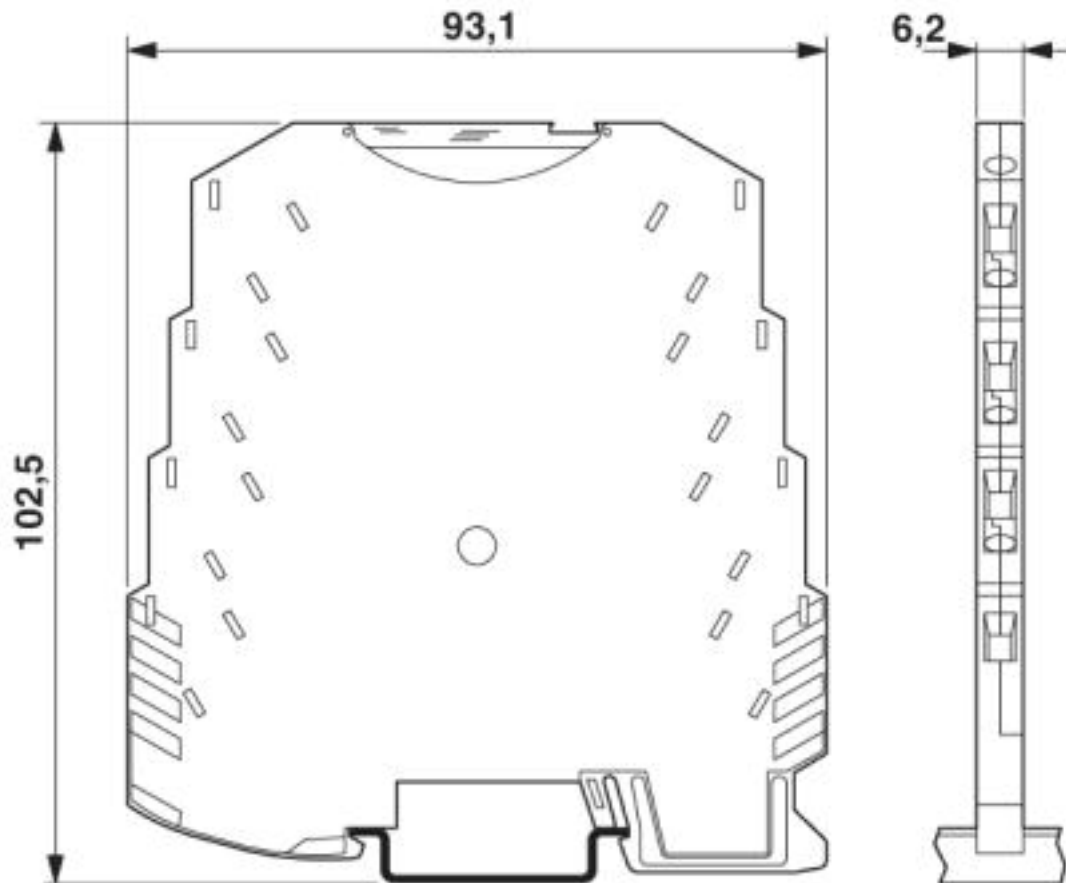
Power terminal block - MINI MCR-SL-PTB-SP - 2864147

Block diagram



Power terminal block - MINI MCR-SL-PTB-SP - 2864147

Dimensional drawing



Classifications

eCl@ss

eCl@ss 4.0	27378000
eCl@ss 4.1	27378000
eCl@ss 5.0	27379100
eCl@ss 5.1	27379100
eCl@ss 6.0	27379200
eCl@ss 7.0	27379201
eCl@ss 8.0	27379201
eCl@ss 9.0	27379201

ETIM

ETIM 4.0	EC002498
ETIM 5.0	EC002498
ETIM 6.0	EC002498
ETIM 7.0	EC002498

Power terminal block - MINI MCR-SL-PTB-SP - 2864147

Classifications

UNSPSC

UNSPSC 6.01	30211506
UNSPSC 7.0901	39121008
UNSPSC 11	39121008
UNSPSC 12.01	39121008
UNSPSC 13.2	32151602
UNSPSC 19.0	32151602

Accessories

Accessories

DIN rail connector

DIN rail bus connectors - ME 6,2 TBUS-2 1,5/5-ST-3,81 GN - 2869728



DIN rail connector for DIN rail mounting. Universal for TBUS housing. Gold-plated contacts, 5-pos.

Phoenix Contact 2020 © - all rights reserved
<http://www.phoenixcontact.com>

PHOENIX CONTACT GmbH & Co. KG
Flachsmarktstr. 8
32825 Blomberg
Germany
Tel. +49 5235 300
Fax +49 5235 3 41200
<http://www.phoenixcontact.com>