

Upper part of housing - EG 45-A/PC GN - 2764878

Please be informed that the data shown in this PDF Document is generated from our Online Catalog. Please find the complete data in the user's documentation. Our General Terms of Use for Downloads are valid (<http://phoenixcontact.com/download>)

Housing cover, for connection on both sides




The figure shows a fully mounted version of the electronic housing

Your advantages

- ✓ Tool-free mounting
- ✓ Date of manufacture and material and part identification embossed on the housing (recyclability)
- ✓ Fast snap-on mounting on symmetrical DIN rails according to EN 60715
- ✓ Practical and easy-to-wire conductor connection using extra finely stranded sturdy screw terminal blocks up to 2.5 mm²
- ✓ Optimum accommodation of electronic components with graded pitches with a design width of 22.5 mm, 45 mm, 67.5 mm, and 90 mm
- ✓ Functional and industry-oriented housing technology
- ✓ Shock and contamination-proof accommodation of electronic components (IP40 housing, IP20 terminal blocks)

Key Commercial Data

Packing unit	10 pc
GTIN	 4 017918 119676
GTIN	4017918119676

Technical data

General

Housing type	Component housing
--------------	-------------------

Ambient conditions

Ambient temperature (operation)	80 °C
---------------------------------	-------

Dimensions

Length	75 mm
Height	17.5 mm
Width	45 mm

Upper part of housing - EG 45-A/PC GN - 2764878

Technical data

Dimensions

Depth	75 mm
-------	-------

Technical data

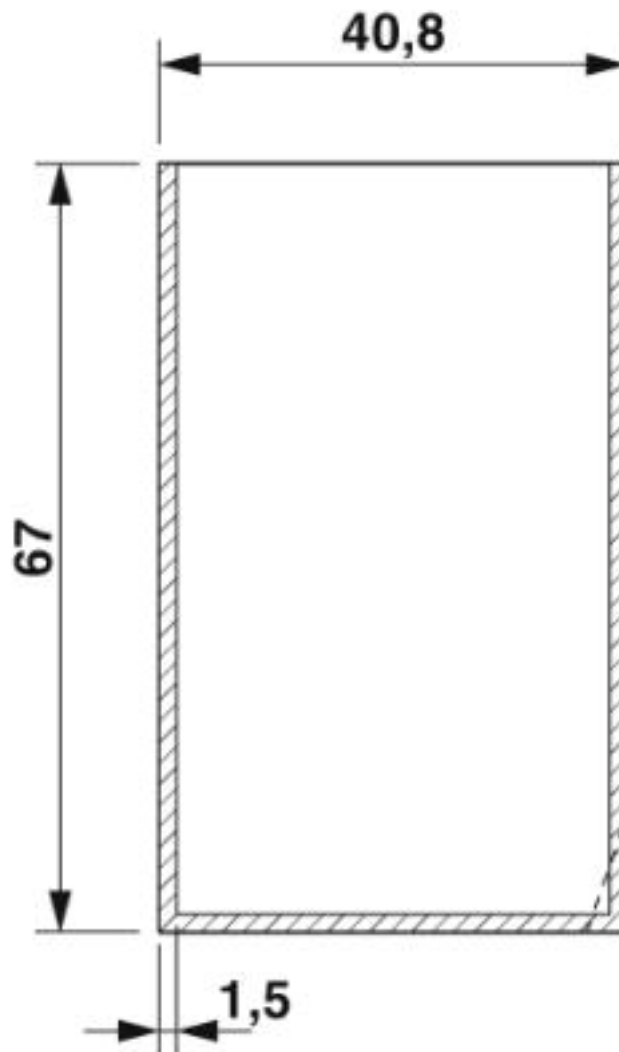
Number of positions	16
---------------------	----

Environmental Product Compliance

China RoHS	Environmentally friendly use period: unlimited = EFUP-e
	No hazardous substances above threshold values

Drawings

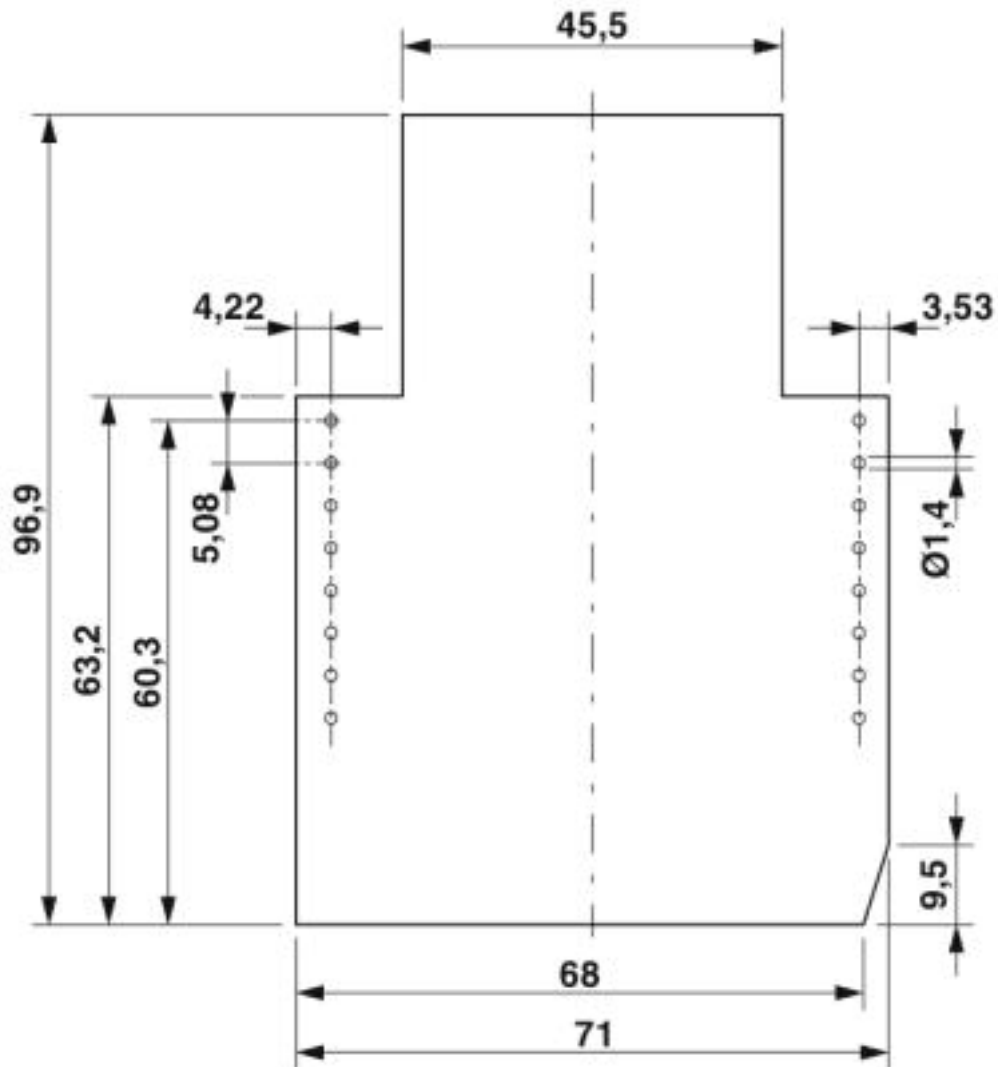
Dimensional drawing



valid for PCB 1; 3; 5 and 6, see explosion drawing

Upper part of housing - EG 45-A/PC GN - 2764878

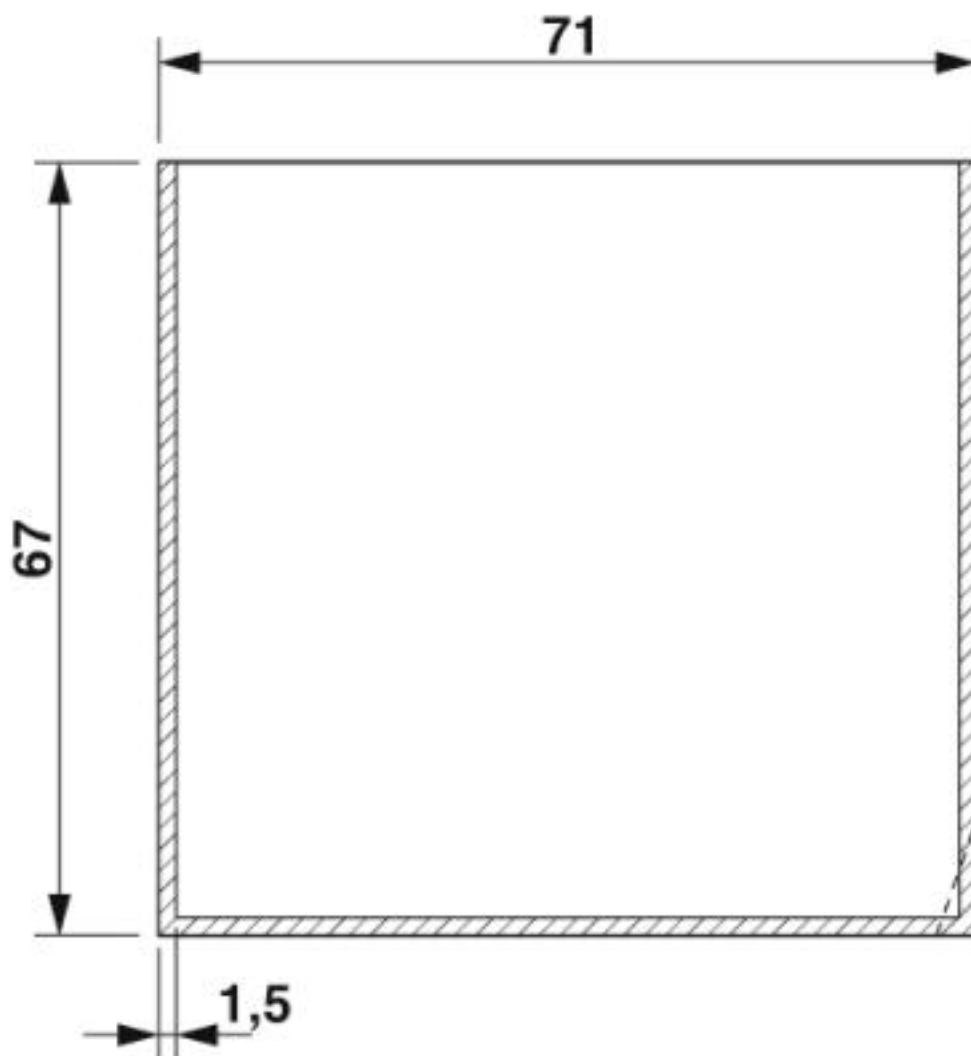
Dimensional drawing



Component mounting side, if the double-level upper part is used

Upper part of housing - EG 45-A/PC GN - 2764878

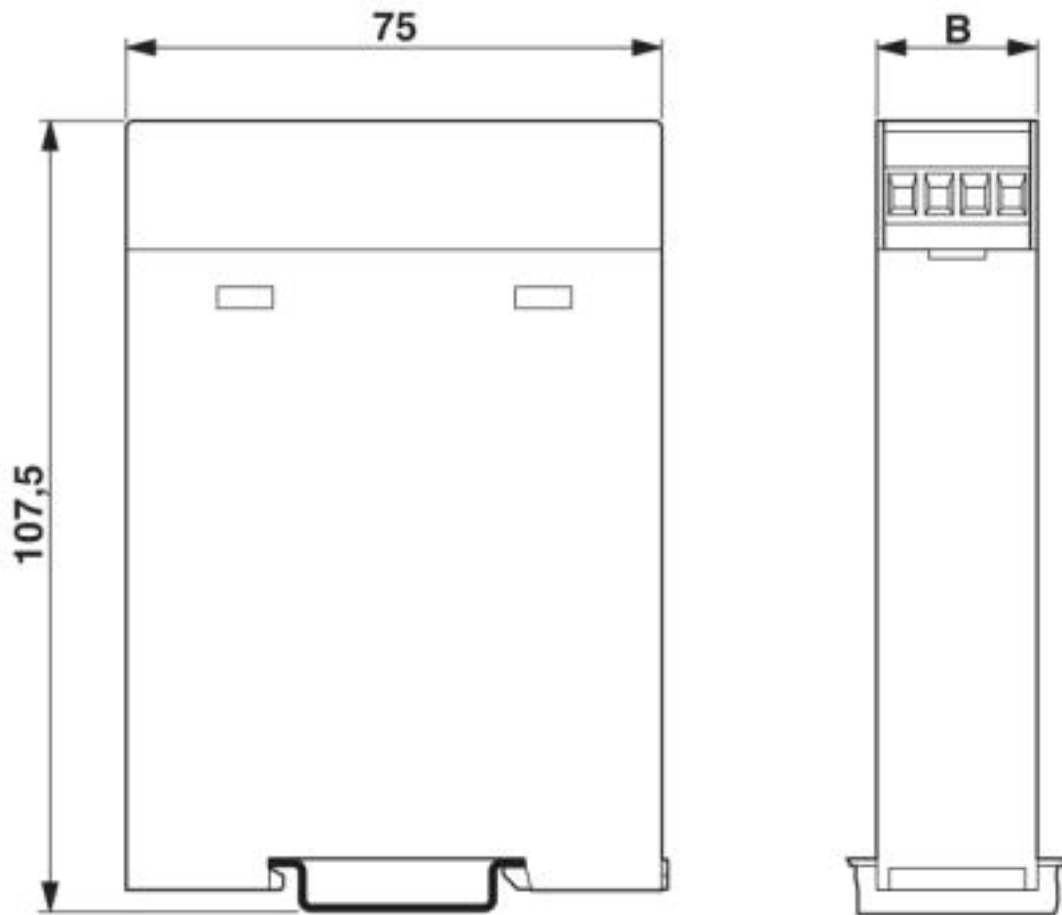
Dimensional drawing



valid for PCB 7 and 12, see explosion drawing

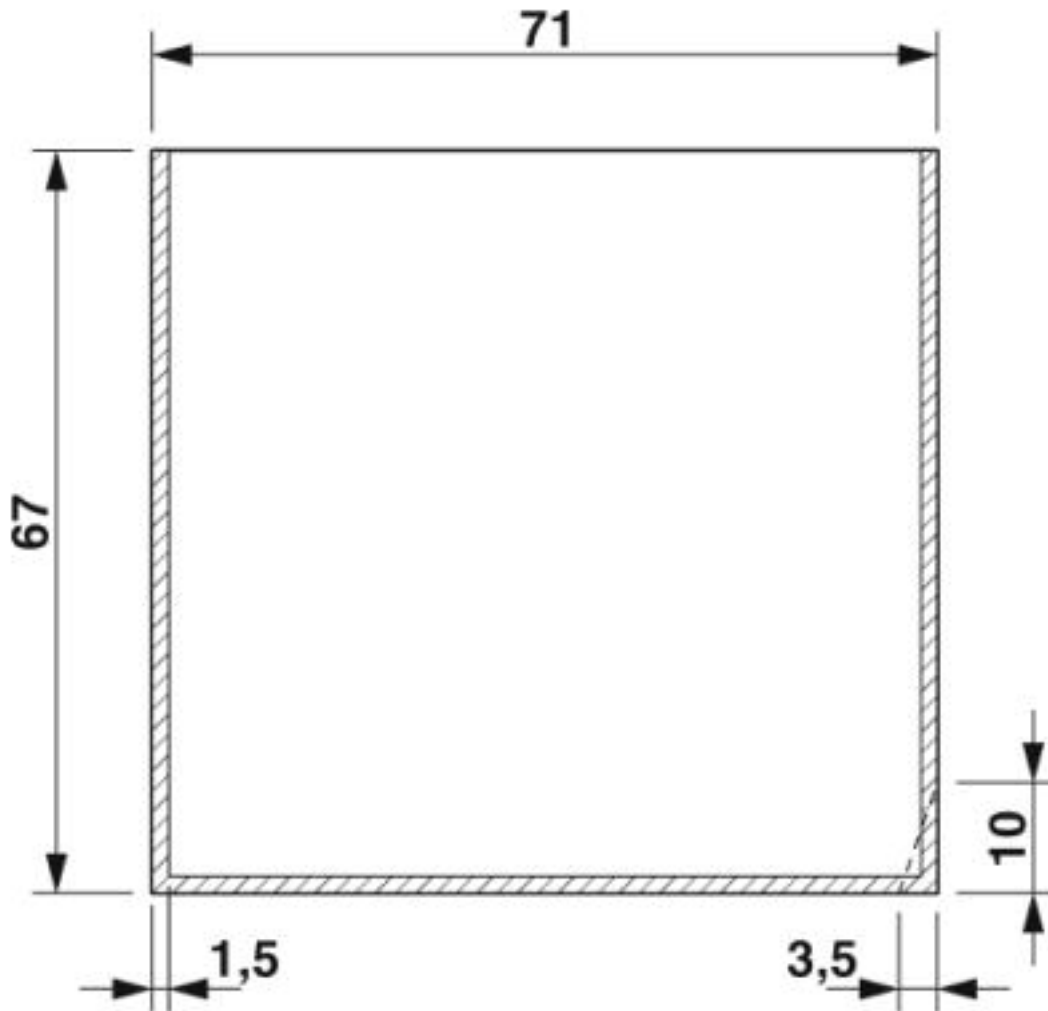
Upper part of housing - EG 45-A/PC GN - 2764878

Dimensional drawing



Upper part of housing - EG 45-A/PC GN - 2764878

Dimensional drawing



valid for PCB 10, see explosion drawing

Classifications

eCl@ss

eCl@ss 10.0.1	27182702
eCl@ss 4.0	27180400
eCl@ss 4.1	27180400
eCl@ss 5.0	27180500
eCl@ss 5.1	27180500
eCl@ss 6.0	27180800
eCl@ss 7.0	27182702
eCl@ss 8.0	27182702
eCl@ss 9.0	27182702

Upper part of housing - EG 45-A/PC GN - 2764878

Classifications

ETIM

ETIM 2.0	EC001031
ETIM 3.0	EC001031
ETIM 4.0	EC001031
ETIM 5.0	EC001031
ETIM 6.0	EC001031
ETIM 7.0	EC001031

UNSPSC

UNSPSC 6.01	31261501
UNSPSC 7.0901	31261501
UNSPSC 11	31261501
UNSPSC 12.01	31261501
UNSPSC 13.2	31261501
UNSPSC 18.0	31261501
UNSPSC 19.0	31261501
UNSPSC 20.0	31261501
UNSPSC 21.0	31261501

Approvals

Approvals

Approvals

UL Recognized / EAC

Ex Approvals

Approval details

UL Recognized		http://database.ul.com/cgi-bin/XYVV/template/LISEXT/1FRAME/index.htm	FILE E 240868
---------------	--	---	---------------

EAC		B.01742
-----	--	---------

Phoenix Contact 2020 © - all rights reserved
<http://www.phoenixcontact.com>

PHOENIX CONTACT GmbH & Co. KG
Flachsmarktstr. 8
32825 Blomberg
Germany
Tel. +49 5235 300
Fax +49 5235 3 41200
<http://www.phoenixcontact.com>