

Contact insert - HC-A04-I-UT-F - 1585249

Please be informed that the data shown in this PDF Document is generated from our Online Catalog. Please find the complete data in the user's documentation. Our General Terms of Use for Downloads are valid (<http://phoenixcontact.com/download>)




Contact insert, number of positions: 4+PE, size: D7, number of connections per position: 1, Socket, Screw connection, 230 V/400 V, 16 A, 0.5 mm² ... 2.5 mm²

Product Description

Contact insert
without wire protection, with IP65 sealing screw



Key Commercial Data

| | |
|--------------|---|
| Packing unit | 1 pc |
| GTIN |  4 046356 284974 |
| GTIN | 4046356284974 |

Technical data

General

| | |
|---|--|
| Note | for housing HC-D7 |
| | Connectors may be operated only when there is no load/voltage. |
| Connection method | Screw connection |
| Tightening torque | 0.25 Nm ... 0.5 Nm |
| Screwdriver blade | 0.4 x 2.5 mm |
| Number of connections per position | 1 |
| Degree of pollution | 3 |
| Overvoltage category | III |
| Number of positions | 4+PE |
| Insertion/withdrawal cycles | ≥ 500 |
| Size | D7 |
| Contact numbering | 1 - 4 |
| Conductor cross section | 0.5 mm ² ... 2.5 mm ² |
| Connection cross section AWG | 20 ... 14 |
| Stripping length of the individual wire | 5 mm |

Contact insert - HC-A04-I-UT-F - 1585249

Technical data

General

| | |
|-----------------------|---|
| Assembly instructions | To ensure correct use, installation in housing with IP54 protection or better is required |
| Connection | Already includes one IP65 sealing screw |

Ambient conditions

| | |
|---------------------------------|--|
| Ambient temperature (operation) | -40 °C ... 125 °C (including heating up of contacts) |
|---------------------------------|--|

Material data

| | |
|--------------------------|---|
| Contact material | Copper alloy |
| Contact surface material | Ag |
| Contact carrier material | PC |
| Standards/regulations | PC: Fire protection in rail vehicles - requirement sets R22, R23, and R24 acc. to DIN EN 45545-2 (Risk level HL1 - HL3) |

Electrical characteristics

| | |
|----------------------------------|-----------------------------|
| Rated voltage for power contacts | 230/400 V |
| Rated voltage (III/3) | 230 V (Conductor-PE) |
| | 400 V (Conductor-Conductor) |
| Rated surge voltage | 4 kV |
| | 4 kV |
| Rated current | 16 A |

Standards and Regulations

| | |
|--|----------------------------|
| Constructional and testing regulations | IEC 61984:2008 |
| | IEC 60664-1:2007 |
| | IEC 60664-1, DIN IEC 60512 |
| Flammability rating according to UL 94 | V0 |

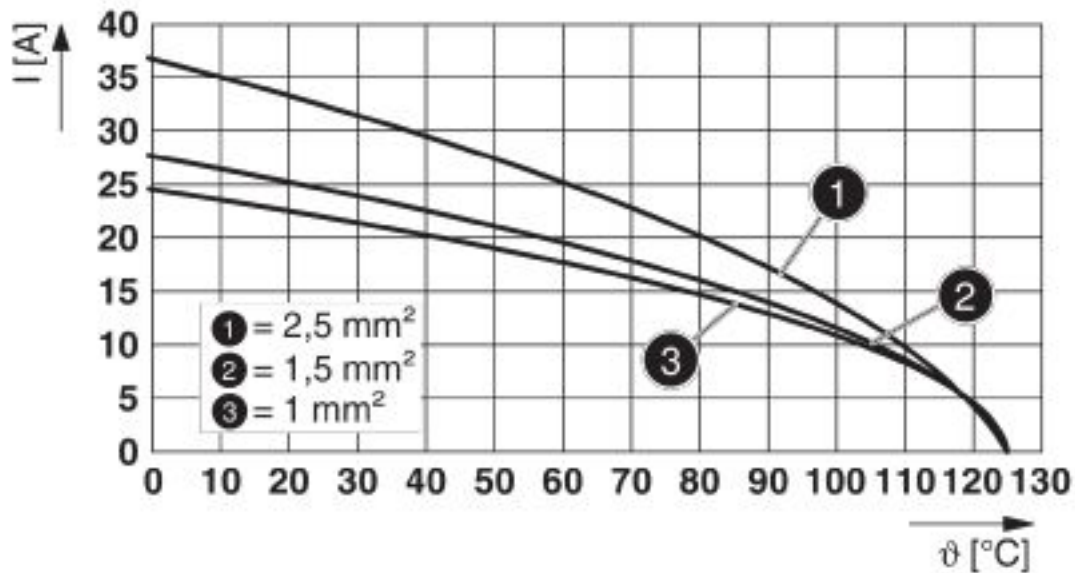
Environmental Product Compliance

| | |
|------------|---|
| REACH SVHC | Lead 7439-92-1 |
| China RoHS | Environmentally Friendly Use Period = 50 years |
| | For details about hazardous substances go to tab "Downloads", Category "Manufacturer's declaration" |

Drawings

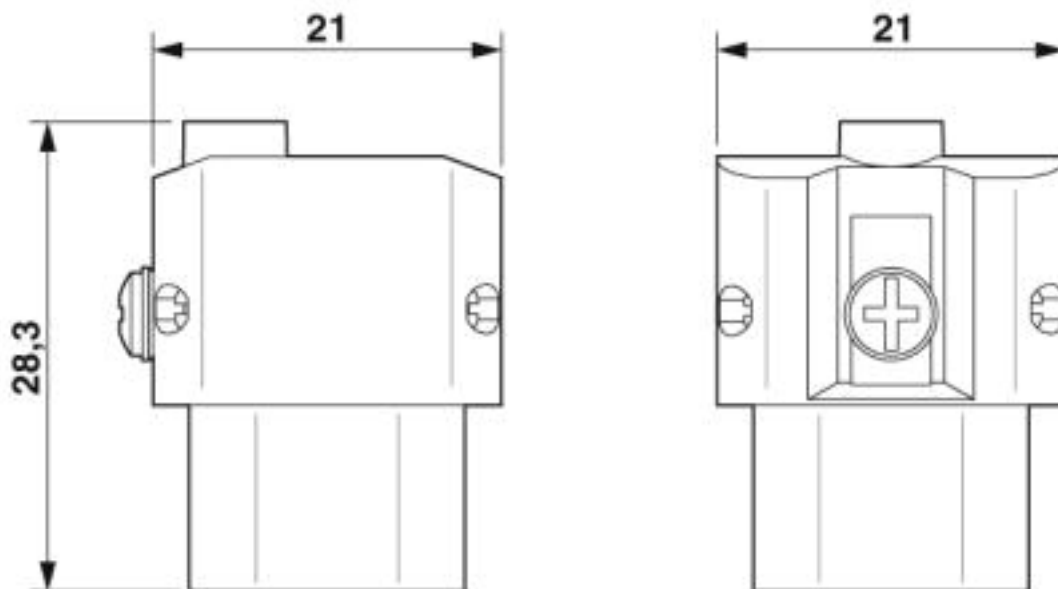
Contact insert - HC-A04-I-UT-F - 1585249

Diagram



Derating diagram

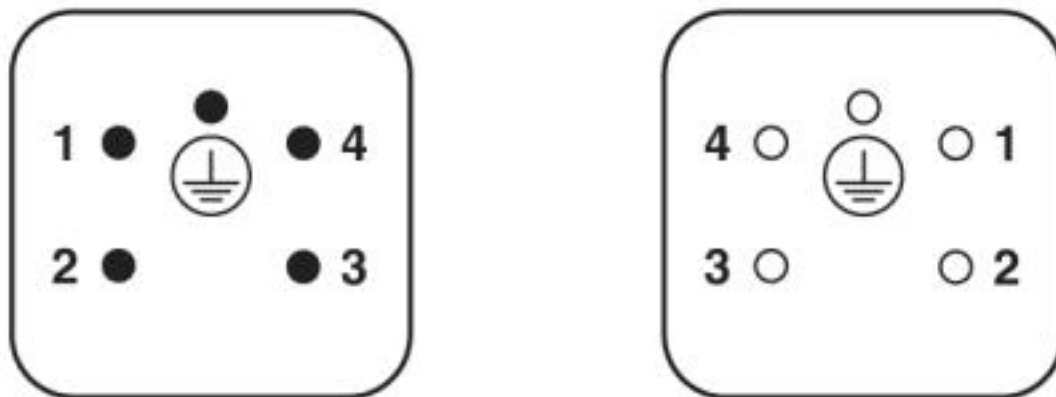
Dimensional drawing



Female insert

Contact insert - HC-A04-I-UT-F - 1585249

Schematic diagram



Connector pin assignment connection side: Left pin; right socket

Classifications

eCl@ss

| | |
|---------------|----------|
| eCl@ss 10.0.1 | 27440205 |
| eCl@ss 4.0 | 27140800 |
| eCl@ss 4.1 | 27140800 |
| eCl@ss 5.0 | 27143400 |
| eCl@ss 5.1 | 27261200 |
| eCl@ss 6.0 | 27261200 |
| eCl@ss 7.0 | 27440205 |
| eCl@ss 8.0 | 27440205 |
| eCl@ss 9.0 | 27440205 |

ETIM

| | |
|----------|----------|
| ETIM 4.0 | EC000438 |
| ETIM 5.0 | EC000438 |
| ETIM 6.0 | EC000438 |
| ETIM 7.0 | EC000438 |

UNSPSC

| | |
|---------------|----------|
| UNSPSC 6.01 | 30211923 |
| UNSPSC 7.0901 | 39121522 |
| UNSPSC 11 | 39121522 |
| UNSPSC 12.01 | 39121522 |
| UNSPSC 13.2 | 39121522 |
| UNSPSC 18.0 | 39121522 |
| UNSPSC 19.0 | 39121522 |
| UNSPSC 20.0 | 39121522 |
| UNSPSC 21.0 | 39121522 |

Contact insert - HC-A04-I-UT-F - 1585249

Approvals

Approvals

Approvals

CSA / EAC / EAC / UL Recognized / DNV GL

Ex Approvals

Approval details

| | | | |
|----------------------------|--|---|-------|
| CSA | | http://www.csagroup.org/services-industries/product-listing/ | 13631 |
| Nominal voltage UN | | 600 V | |
| Nominal current IN | | 18 A | |
| mm ² /AWG/kcmil | | 14 | |

| | | | |
|-----|--|--|--------------------------|
| EAC | | | RU C- DE.AI30.B.01102 |
|-----|--|--|--------------------------|

| | | | |
|-----|--|--|--------------------------|
| EAC | | | RU C- DE.BL08.B.00511 |
|-----|--|--|--------------------------|

| | | | |
|----------------------------|--|---|---------|
| UL Recognized | | http://database.ul.com/cgi-bin/XYV/template/LISEXT/1FRAME/index.htm | E118976 |
| Nominal voltage UN | | 600 V | |
| Nominal current IN | | 24 A | |
| mm ² /AWG/kcmil | | 14 | |

| | | | |
|--------|--|---|------------|
| DNV GL | | https://approvalfinder.dnvgl.com/ | TAE000037S |
|--------|--|---|------------|

Accessories

Accessories

Coding element

Contact insert - HC-A04-I-UT-F - 1585249

Accessories

Coding profile - HC-MOD-K-CP - 1408562

Coding profile for HC-MOD-K... housing



Mounting material

Sealing screw - HC-D 7-DS-IP65 - 1686229



Sealing screw, size: Countersunk head, IP67, replacement part for D7 size HEAVYCON housing

Additional products

Contact insert - HC-A04-I-UT-M - 1585236



Contact insert, number of positions: 4+PE, size: D7, number of connections per position: 1, Pin, Screw connection, 230 V/400 V, 16 A, 0.5 mm² ... 2.5 mm²

Phoenix Contact 2020 © - all rights reserved
<http://www.phoenixcontact.com>

PHOENIX CONTACT GmbH & Co. KG
Flachsmarktstr. 8
32825 Blomberg
Germany
Tel. +49 5235 300
Fax +49 5235 3 41200
<http://www.phoenixcontact.com>