

Contact insert - HC-A03-I-UT-M - 1585210

Please be informed that the data shown in this PDF Document is generated from our Online Catalog. Please find the complete data in the user's documentation. Our General Terms of Use for Downloads are valid (<http://phoenixcontact.com/download>)




Contact insert, number of positions: 3+PE, size: D7, number of connections per position: 1, Pin, Screw connection, 230 V/400 V, 16 A, 0.5 mm² ... 2.5 mm²

Product Description

Contact insert
without wire protection, with IP65 sealing screw



Key Commercial Data

Packing unit	1 pc
GTIN	 4 046356 284943
GTIN	4046356284943

Technical data

General

Note	for housing HC-D7
	Connectors may be operated only when there is no load/voltage.
Connection method	Screw connection
Tightening torque	0.25 Nm ... 0.5 Nm
Screwdriver blade	0.4 x 2.5 mm
Number of connections per position	1
Degree of pollution	3
Overvoltage category	III
Number of positions	3+PE
Insertion/withdrawal cycles	≥ 500
Size	D7
Contact numbering	1 - 3
Conductor cross section	0.5 mm ² ... 2.5 mm ²
Connection cross section AWG	20 ... 14
Stripping length of the individual wire	5 mm

Contact insert - HC-A03-I-UT-M - 1585210

Technical data

General

Assembly instructions	To ensure correct use, installation in housing with IP54 protection or better is required
Connection	Already includes one IP65 sealing screw

Ambient conditions

Ambient temperature (operation)	-40 °C ... 125 °C (including heating up of contacts)
---------------------------------	--

Material data

Seal material	NBR, conductive
Contact material	Copper alloy
Contact surface material	Ag
Contact carrier material	PC
Standards/regulations	PC: Fire protection in rail vehicles - requirement sets R22, R23, and R24 acc. to DIN EN 45545-2 (Risk level HL1 - HL3)

Electrical characteristics

Rated voltage for power contacts	230/400 V
Rated voltage (III/3)	230 V (Conductor-PE)
	400 V (Conductor-Conductor)
Rated voltage (III/2)	415 V (Conductor-PE)
	690 V (Conductor-Conductor)
Rated surge voltage	4 kV
	4 kV
Rated current	16 A

Standards and Regulations

Flammability rating according to UL 94	V0
--	----

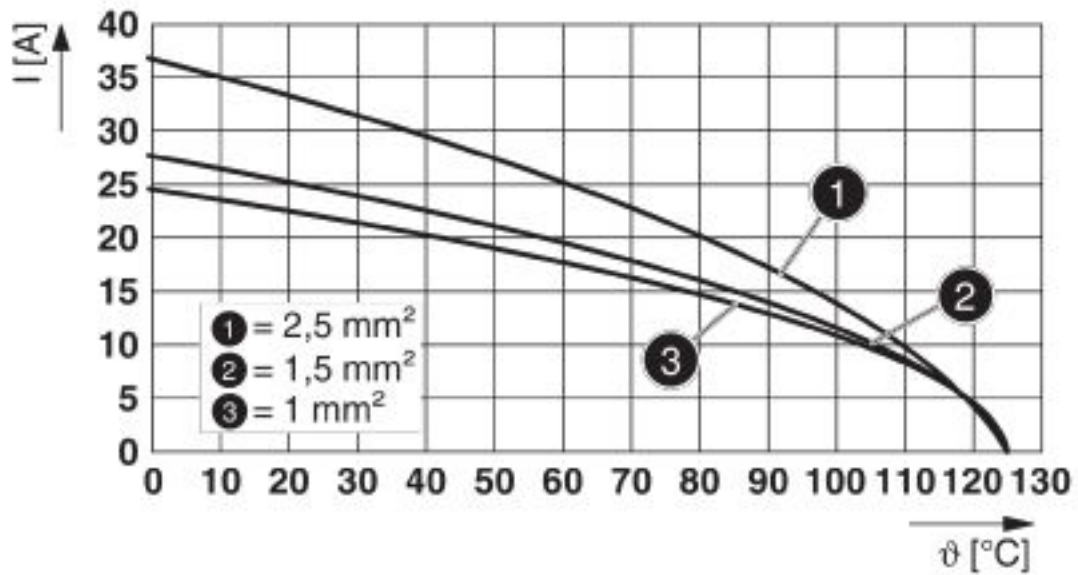
Environmental Product Compliance

REACH SVHC	Lead 7439-92-1
China RoHS	Environmentally Friendly Use Period = 50 years
	For details about hazardous substances go to tab "Downloads", Category "Manufacturer's declaration"

Drawings

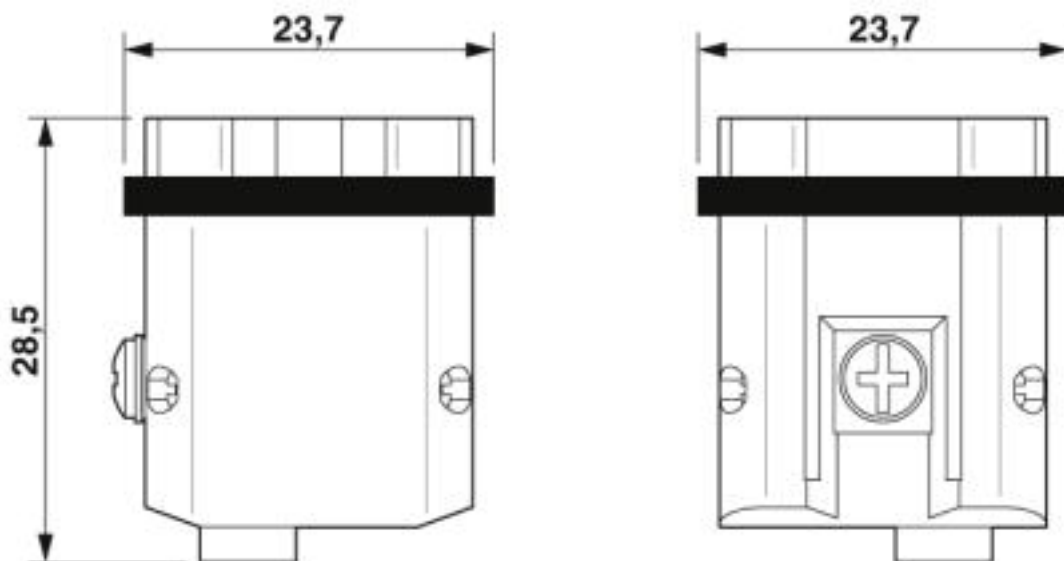
Contact insert - HC-A03-I-UT-M - 1585210

Diagram



Derating diagram

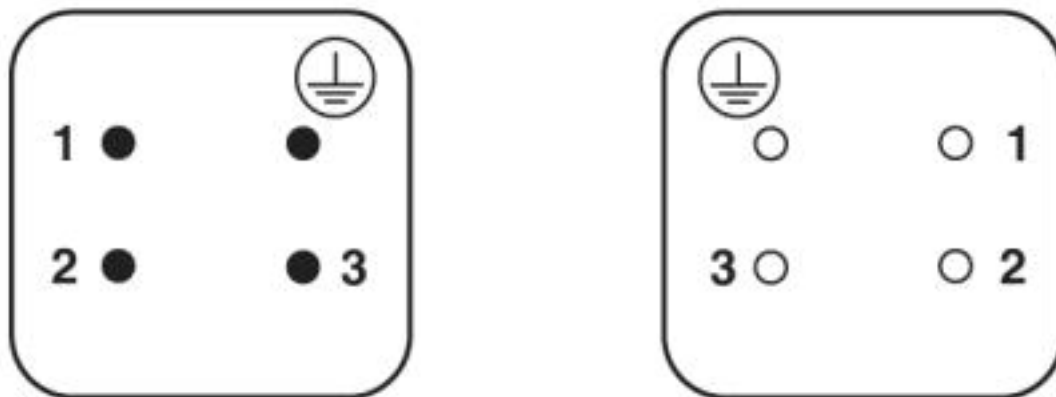
Dimensional drawing



Male insert

Contact insert - HC-A03-I-UT-M - 1585210

Schematic diagram



Connector pin assignment connection side: Left pin; right socket

Classifications

eCl@ss

eCl@ss 10.0.1	27440205
eCl@ss 4.0	27140800
eCl@ss 4.1	27140800
eCl@ss 5.0	27143400
eCl@ss 5.1	27261200
eCl@ss 6.0	27261200
eCl@ss 7.0	27440205
eCl@ss 8.0	27440205
eCl@ss 9.0	27440205

ETIM

ETIM 4.0	EC000438
ETIM 5.0	EC000438
ETIM 6.0	EC000438
ETIM 7.0	EC000438

UNSPSC

UNSPSC 6.01	30211923
UNSPSC 7.0901	39121522
UNSPSC 11	39121522
UNSPSC 12.01	39121522
UNSPSC 13.2	39121522
UNSPSC 18.0	39121522
UNSPSC 19.0	39121522
UNSPSC 20.0	39121522
UNSPSC 21.0	39121522

Contact insert - HC-A03-I-UT-M - 1585210

Approvals


Approvals

Approvals


CSA / EAC / EAC / UL Recognized / DNV GL


Ex Approvals

Approval details

CSA		http://www.csagroup.org/services-industries/product-listing/	13631
Nominal voltage UN		600 V	
Nominal current IN		18 A	
mm ² /AWG/kcmil		14	

EAC			RU C- DE.AI30.B.01102
-----	---	--	--------------------------

EAC			RU C- DE.BL08.B.00511
-----	---	--	--------------------------

UL Recognized		http://database.ul.com/cgi-bin/XYV/template/LISEXT/1FRAME/index.htm	E118976
Nominal voltage UN		600 V	
Nominal current IN		24 A	
mm ² /AWG/kcmil		14	

DNV GL		https://approvalfinder.dnvgl.com/	TAE000037S
--------	---	---	------------

Accessories

Accessories

Coding element

Contact insert - HC-A03-I-UT-M - 1585210

Accessories

Coding profile - HC-MOD-K-CP - 1408562

Coding profile for HC-MOD-K... housing



Mounting material

Sealing screw - HC-D 7-DS-IP65 - 1686229



Sealing screw, size: Countersunk head, IP67, replacement part for D7 size HEAVYCON housing

Seal

Profile gasket - HC-D07-SP-RBK - 1419622



Profile gasket, type: D7, for pin inserts

Additional products

Contact insert - HC-A03-I-UT-F - 1585223



Contact insert, number of positions: 3+PE, size: D7, number of connections per position: 1, Socket, Screw connection, 230 V/400 V, 16 A, 0.5 mm² ... 2.5 mm²