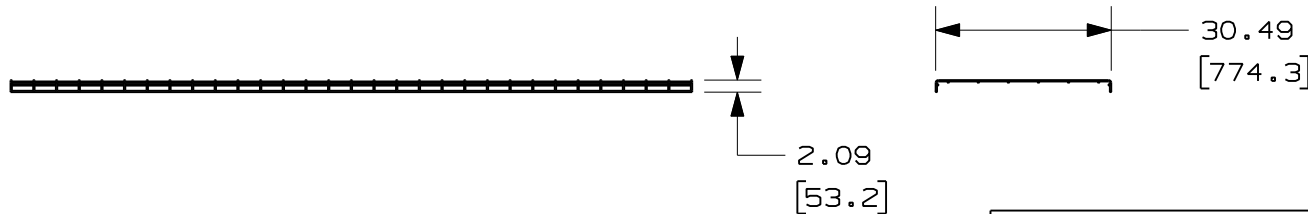
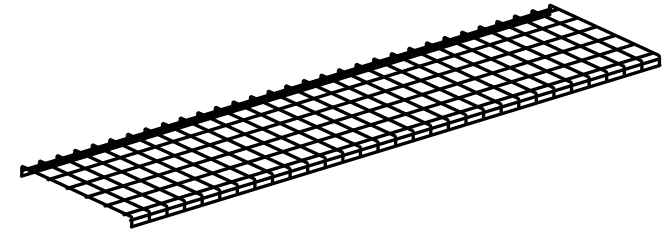
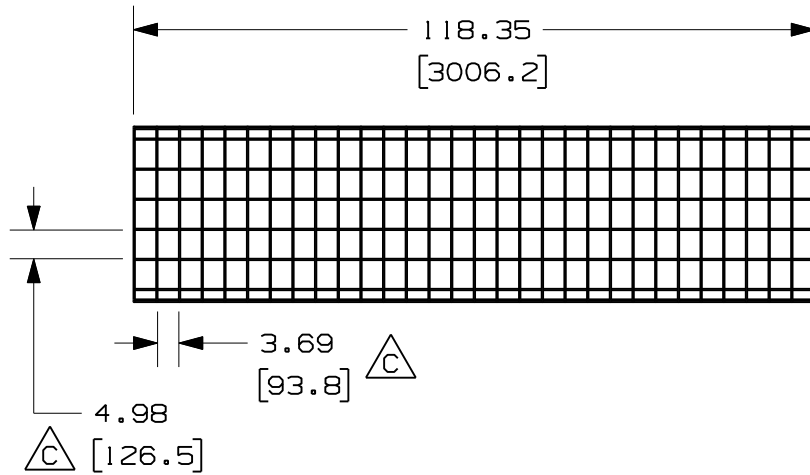


THIS COPY IS PROVIDED ON A RESTRICTED BASIS AND IS NOT TO BE USED IN ANY WAY DETRIMENTAL TO THE INTERESTS OF PANDUIT CORP.

PANDUIT PART NUMBER	WEIGHT
WG30**10	29 LB/EACH 13154.2 g/EACH

NOTES:

1. SEE CURRENT CATALOG FOR ADDITIONAL PART SUFFIXES TO INDICATE PART FINISH AND/OR PACKAGING QUANTITY.
2. DIMENSIONS IN PARENTHESIS ARE METRIC.



CAD FILENAME/LAYERS 09D017DQ_DC/00B WG30**10

PANDUIT CORP. TINLEY PARK, ILLINOIS

WYR-GRID CABLE TRAY 30" WIDE
STRAIGHT SECTION 10' LONG (WG30**10)
CUSTOMER DRAWING

UNLESS OTHERWISE SPECIFIED, DIMENSIONAL TOLERANCES ARE:
(.X) ± .125 (3.18) ANGLES ±
(.XXX) ±
(.XX) ± .125 (3.18) ANGLES ±

UNLESS OTHERWISE SPECIFIED, ALL DIMENSIONS ARE GIVEN IN INCHES, THIRD ANGLE PROJECTION.

REV	DATE	BY	CHK	DESCRIPTION	ECN	CHK	CUST	SUP
--	--	--	--	C. ADDED DIMENSIONS	09D017DQ-DC	RN	RN	
I	5-17-10	JAHA	SL	B. REVISED PART NAME A. REVISED TOLERANCE				
R	5-3-10	JAHA	SL	RELEASED TO PRODUCTION	09D017DQ-DC	RN	RN	

DRAWN BY JAHA	MAT'L: SEE NOTES ABOVE	SCALE NONE
DATE 5-3-10		DRAWING NO. 09D017DQ-DC
CHK'D SL		DWG SIZE A