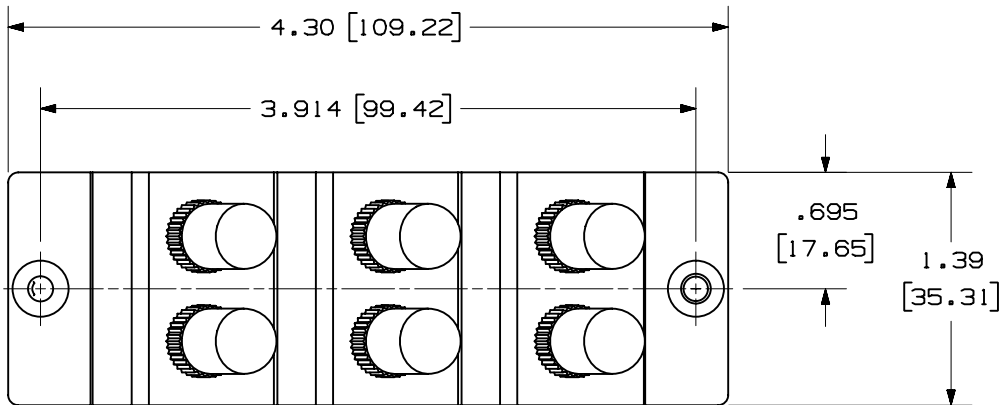
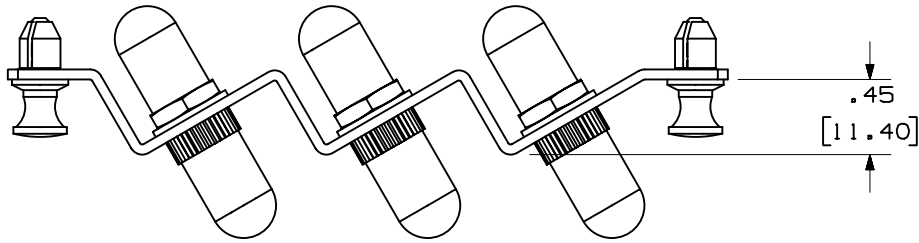


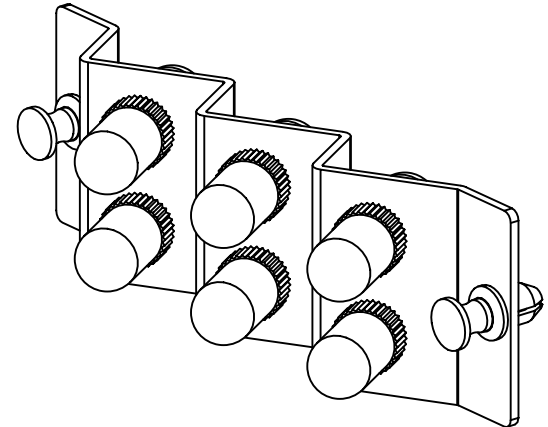
THIS COPY IS PROVIDED ON A RESTRICTED BASIS AND IS NOT TO BE USED IN ANY WAY DETRIMENTAL TO THE INTERESTS OF PANDUIT CORP.



PANDUIT P/N	WEIGHT
FAP6WSTA	.70 LB/1 PIECE (318 g/1 PIECE)

NOTES:

1. SEE CATALOG FOR COMPLETE LIST OF PARTS APPLICABLE FOR USE WITH THIS PART.
2. DIMENSIONS IN PARENTHESES ARE IN METRIC.
3. MATERIAL: COLD ROLLED STEEL.
4. FINISH: BLACK POWDER COAT.



CAD FILENAME/LAYERS D35464AC_DC_01A.PRT

PANDUIT CORP. TINLEY PARK, ILLINOIS

6 POSITION "ST" LOADED ANGLED ADAPTER PLATE
CUSTOMER DRAWING

UNLESS OTHERWISE SPECIFIED,
DIMENSIONAL TOLERANCES ARE:
(.X) ± (.XXX) ± .010 (.3)
(.XX) ± .03 (.8) ANGLES ±

UNLESS OTHERWISE SPECIFIED,
ALL DIMENSIONS ARE GIVEN
IN INCHES, THIRD ANGLE PROJECTION.

REV	DATE	BY	CHK	DESCRIPTION	ECN	CHK	CUST	SUP
I	12-07-01	ADP		UPDATED ADAPTERS	35464-27			
R	10-11-00	AFW SJA		RELEASED TO PRODUCTION.	35464-27	SJA	SJA	

DRAWN BY AFW	MATERIAL:	SCALE NONE
DATE 10-11-00		DRAWING NO. 35464-27
CHECKED BY SJA		DWG A SIZE