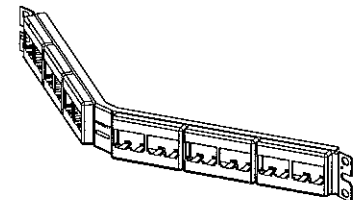
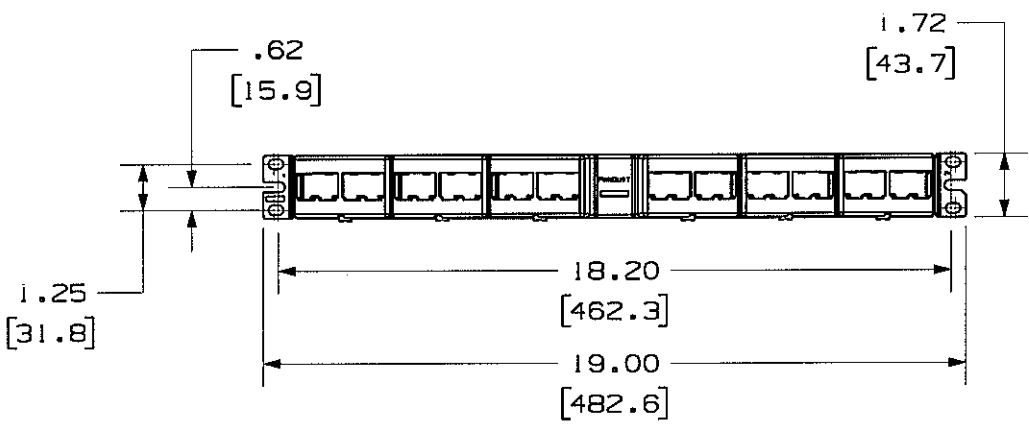
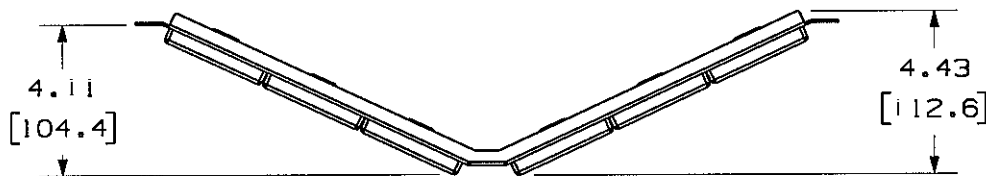


THIS COPY IS PROVIDED ON A RESTRICTED BASIS AND IS NOT TO BE USED IN ANY WAY DETRIMENTAL TO THE INTERESTS OF PANDUIT CORP.

PANDUIT P/N	WEIGHT
CPPKA6G24WBL	.80 LB/EACH PC (362.9 g/EACH PC)



NOTES:

- SEE CURRENT CATALOG FOR ADDITIONAL PART NUMBER SUFFIXES TO INDICATE COLOR AND OR PACKAGE QUANTITY.
- SEE CATALOG FOR COMPLETE LIST OF PARTS APPLICABLE FOR USE WITH THIS PART.
- PART INCLUDES:
  - 1- INSTRUCTION SHEET
  - 1- 24 PORT ANGLED STAMPING
  - 6- FURNITURE FACEPLATES (CFFP4)
  - 24- MINI-COM TX6 PLUS JACK MODULE
  - 1- TERMINATION TOOL
  - 1- #12-24 SCREW KIT (INCLUDES 4 SCREWS)
  - 1- M6 SCREW KIT (INCLUDES 4 SCREWS)
- PATCH PANELS ACCEPT SNAP-IN MINI-COM MODULES.
- DIMENSIONS IN [ ] ARE IN METRIC.

DRAWING FILENAME		M00741NP_DC134_00A.PRT	SIZE	A
MINI-COM 24 PORT ANGLED TX6 PLUS MODULAR PATCH PANEL KIT CUSTOMER DRAWING				
PANDUIT <sup>TM</sup> CORP. TINLEY PARK, ILL 60477		1:1. NUMBER	N/A	
ALL DIMENSIONS ARE GIVEN IN INCHES, UNLESS OTHERWISE SPECIFIED. DIMENSIONAL TOLERANCES ARE: (.X) ±.03    (.XXX) ±.005 (.XX) ±.01    ANGLES ± 1°		PRODUCT SPEC	N/A	
THIRD ANGLE PROJECTION		WORK INSTRUCTION	N/A	
DRAWN BY JsP		SCALE	NONE	
DATE 10-5-06		PART NO.	CPPKA6G24WBL	
MATERIAL: STAMPING: C.R.S. FACEPLATES: ABS		DRAWING NO.	00741-134	

REV	DATE	BY	CHK	DESCRIPTION	ECN	R	CUST	SUP	OTH
R	10-5-06	JsP	MAD	RELEASED TO PRODUCTION	00741-134				