

SFH 221

Metal Can® TO39

Silicon Dual Photodiode



Applications

- Electronic Equipment
- Industrial Automation (Machine Controls, Light Barriers, Vision Controls)
- Measurement Levelling

Features:

- ESD: 2 kV acc. to ANSI/ESDA/JEDEC JS-001 (HBM, Class 2)
- Especially suitable for applications from 400 nm to 1100 nm
- High photosensitivity
- Hermetically sealed metal package (similar to TO-5), suitable up to 125 °C
- Double diode with extremely high homogeneity

Ordering Information

Type	Photocurrent $E_v = 1000 \text{ lx; Std. Light A; } V_R = 5 \text{ V}$ I_p	Photocurrent typ. $E_v = 1000 \text{ lx; Std. Light A; } V_R = 5 \text{ V}$ I_p	Ordering Code
SFH 221	$\geq 15 \mu\text{A}$	$24 \mu\text{A}$	Q62702P0270

For operating conditions of $T_A > 85 \text{ °C}$ please contact us.

Maximum Ratings

 $T_A = 25\text{ °C}$

Parameter	Symbol		Values
Operating Temperature	T_{op}	min. max.	-40 °C 125 °C
Storage temperature	T_{stg}	min. max.	-40 °C 125 °C
Reverse voltage	V_R	max.	10 V
Insulation voltage vs. package	V_{IS}	max.	100 V
Total power dissipation	P_{tot}	max.	50 mW
ESD withstand voltage acc. to ANSI/ESDA/JEDEC JS-001 (HBM, Class 2)	V_{ESD}	max.	2 kV

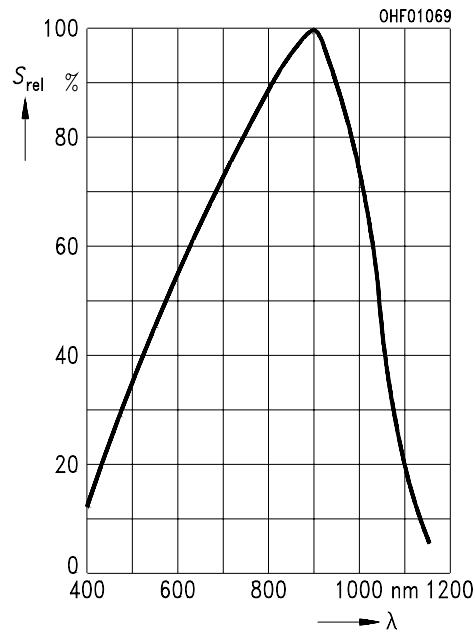
Characteristics

$T_A = 25\text{ °C}$

Parameter	Symbol		Values
Wavelength of max sensitivity	$\lambda_{S\text{ max}}$	typ.	900 nm
Spectral range of sensitivity	$\lambda_{10\%}$	typ.	400 ... 1100 nm
Radiant sensitive area	A	typ.	1.54 mm ²
Dimensions of active chip area	L x W	typ.	0.7 x 2.2 mm x mm
Half angle	φ	typ.	55 °
Dark current $V_R = 10\text{ V}$	I_R	typ. max.	10 nA 100 nA
Insulation current $V_{IS} = 100\text{ V}$	I_{IS}	typ. max.	0.1 nA 1 nA
Spectral sensitivity of the chip $\lambda = 850\text{ nm}$	S_λ	typ.	0.55 A / W
Max. deviation from average for each single diode	ΔS	typ.	5 %
Quantum yield of the chip $\lambda = 850\text{ nm}$	η	typ.	0.80 Electrons / Photon
Open-circuit voltage $E_v = 1000\text{ lx}$; Std. Light A	V_O	min. typ.	280 mV 330 mV
Short-circuit current $E_v = 1000\text{ lx}$; Std. Light A	I_{SC}	typ.	24 μ A
Rise time $V_R = 5\text{ V}$; $R_L = 1\text{ k}\Omega$; $\lambda = 850\text{ nm}$	t_r	typ.	0.5 μ s
Fall time $V_R = 5\text{ V}$; $R_L = 1\text{ k}\Omega$; $\lambda = 850\text{ nm}$	t_f	typ.	0.5 μ s
Forward voltage $I_F = 40\text{ mA}$; $E = 0$	V_F	typ.	1 V
Capacitance $V_R = 0\text{ V}$; $f = 1\text{ MHz}$; $E = 0$	C_0	typ.	25 pF
Temperature coefficient of voltage	TC_V	typ.	-2.6 mV / K
Temperature coefficient of short-circuit current Std. Light A	TC_I	typ.	0.18 % / K
Noise equivalent power $V_R = 10\text{ V}$; $\lambda = 850\text{ nm}$	NEP	typ.	0.103 pW / Hz ^{1/2}
Detection limit $V_R = 10\text{ V}$; $\lambda = 850\text{ nm}$	D^*	typ.	1.2e12 cm x Hz ^{1/2} / W

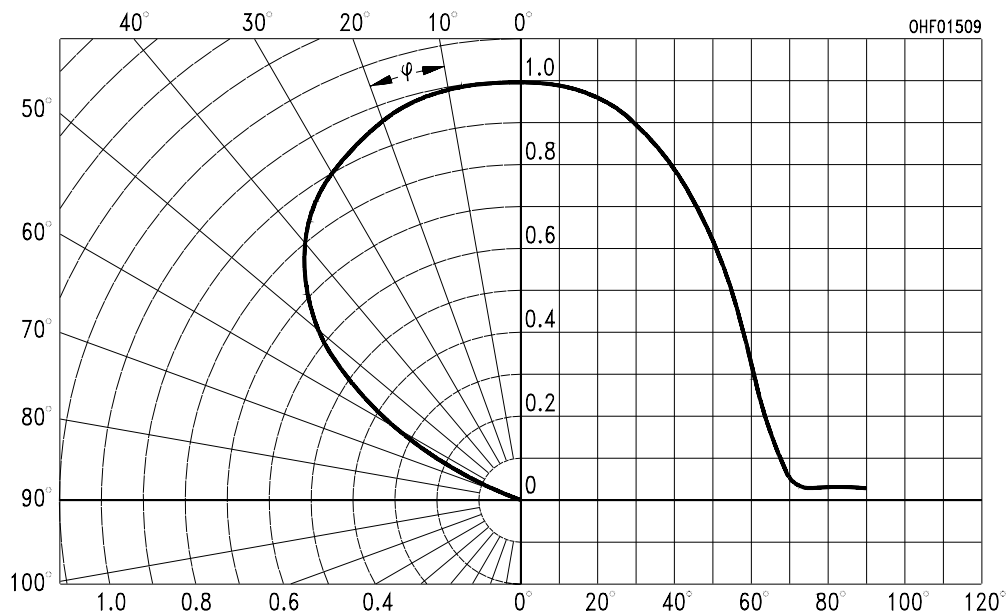
Relative Spectral Sensitivity ^{1), 2)}

$$S_{rel} = f(\lambda)$$



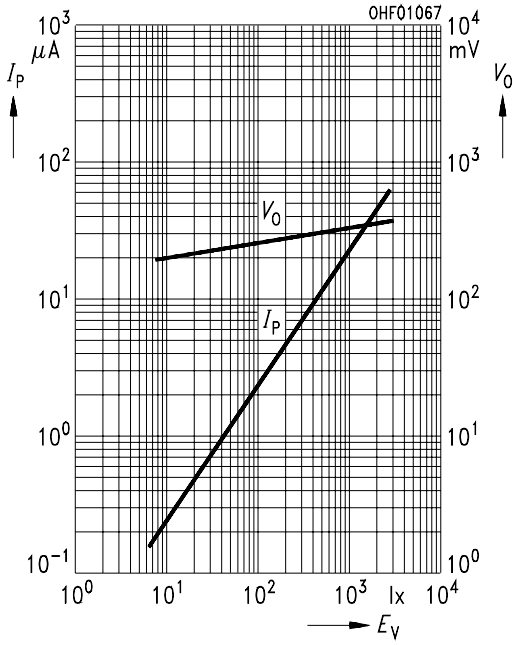
Directional Characteristics ^{1), 2)}

$$S_{rel} = f(\varphi)$$



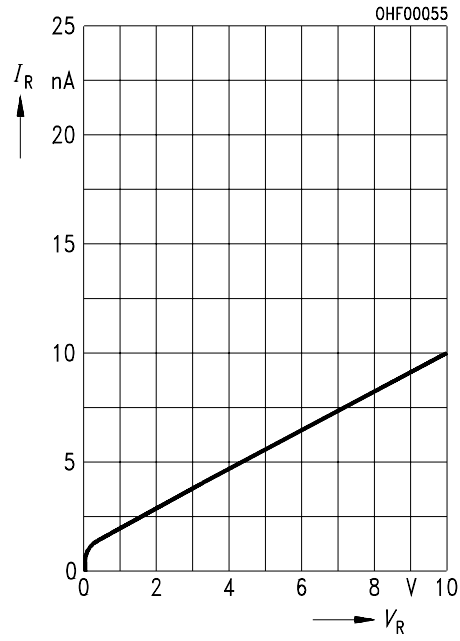
Photocurrent/Open-Circuit Voltage ^{1), 2)}

$I_P (V_R = 5 \text{ V}) / V_O = f (E_e)$



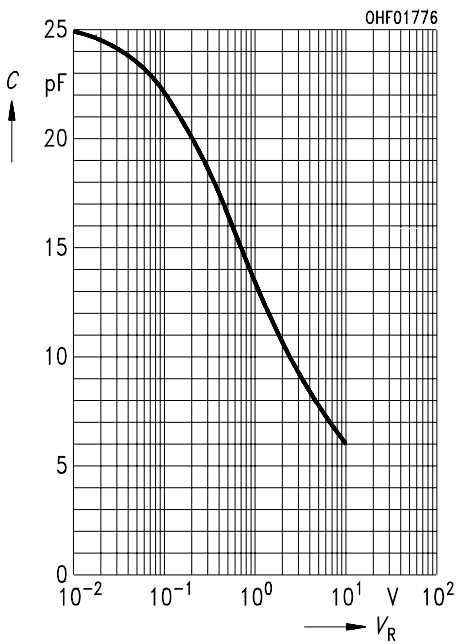
Dark Current ^{1), 2)}

$I_R = f (V_R); E = 0$



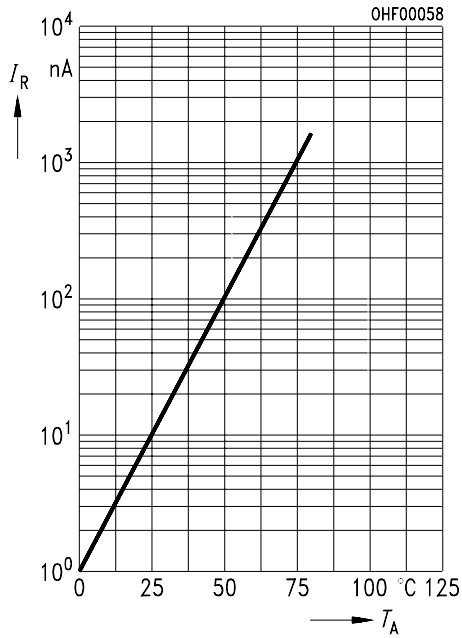
Capacitance ^{1), 2)}

$C = f (V_R); f = 1 \text{ MHz}; E = 0;$



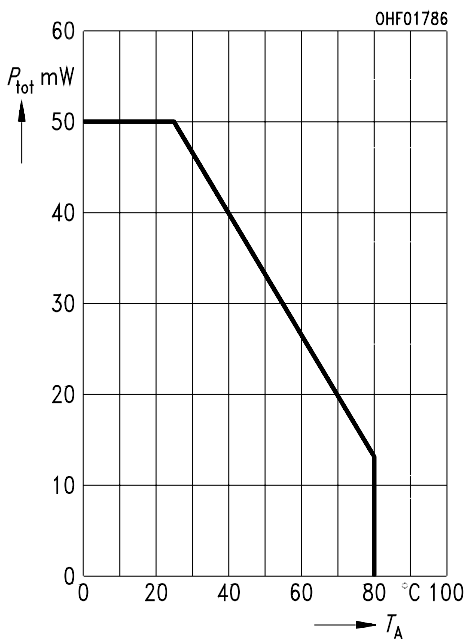
Dark Current ¹⁾

$$I_R = f(T_A); E = 0; V_R = 10 \text{ V}$$

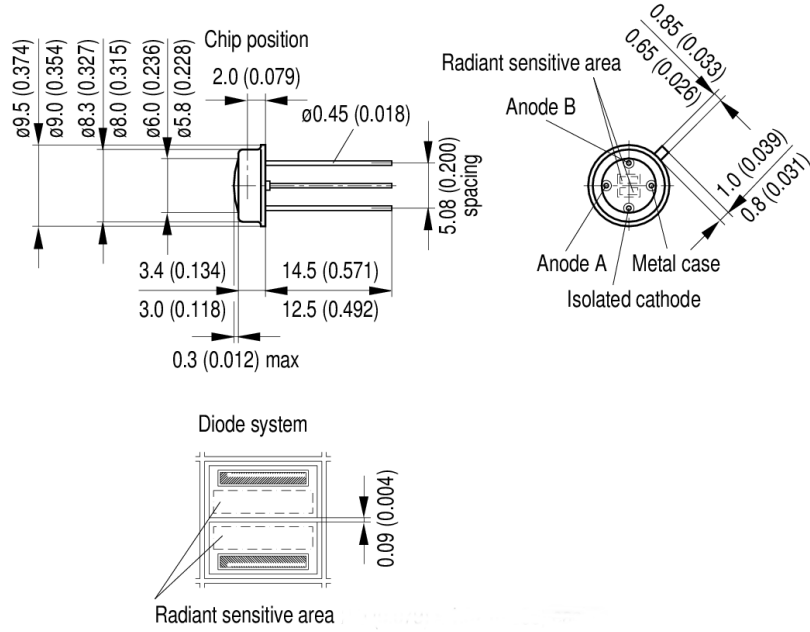


Power Consumption

$$P_{tot} = f(T_A)$$



Dimensional Drawing ³⁾

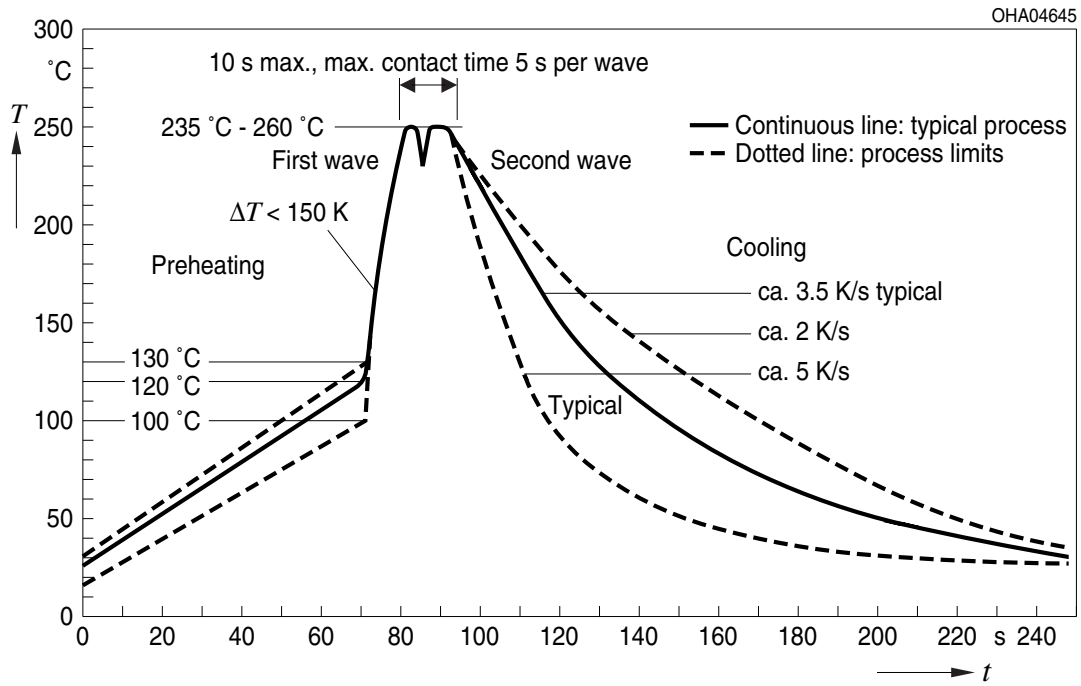


GMOY6639

Approximate Weight: 780.0 mg

TTW Soldering

IEC-61760-1 TTW



Notes

The evaluation of eye safety occurs according to the standard IEC 62471:2006 (photo biological safety of lamps and lamp systems). Within the risk grouping system of this IEC standard, the device specified in this data sheet falls into the class **exempt group (exposure time 10000 s)**. Under real circumstances (for exposure time, conditions of the eye pupils, observation distance), it is assumed that no endangerment to the eye exists from these devices. As a matter of principle, however, it should be mentioned that intense light sources have a high secondary exposure potential due to their blinding effect. When looking at bright light sources (e.g. headlights), temporary reduction in visual acuity and afterimages can occur, leading to irritation, annoyance, visual impairment, and even accidents, depending on the situation.

Subcomponents of this device contain, in addition to other substances, metal filled materials including silver. Metal filled materials can be affected by environments that contain traces of aggressive substances. Therefore, we recommend that customers minimize device exposure to aggressive substances during storage, production, and use. Devices that showed visible discoloration when tested using the described tests above did show no performance deviations within failure limits during the stated test duration. Respective failure limits are described in the IEC60810.

For further application related informations please visit www.osram-os.com/appnotes

Disclaimer

Attention please!

The information describes the type of component and shall not be considered as assured characteristics. Terms of delivery and rights to change design reserved. Due to technical requirements components may contain dangerous substances.

For information on the types in question please contact our Sales Organization.

If printed or downloaded, please find the latest version on the OSRAM OS website.

Packing

Please use the recycling operators known to you. We can also help you – get in touch with your nearest sales office.

By agreement we will take packing material back, if it is sorted. You must bear the costs of transport. For packing material that is returned to us unsorted or which we are not obliged to accept, we shall have to invoice you for any costs incurred.

Product safety devices/applications or medical devices/applications

OSRAM OS components are not developed, constructed or tested for the application as safety relevant component or for the application in medical devices.

In case Buyer – or Customer supplied by Buyer– considers using OSRAM OS components in product safety devices/applications or medical devices/applications, Buyer and/or Customer has to inform the local sales partner of OSRAM OS immediately and OSRAM OS and Buyer and /or Customer will analyze and coordinate the customer-specific request between OSRAM OS and Buyer and/or Customer.

Glossary

- 1) **Typical Values:** Due to the special conditions of the manufacturing processes of semiconductor devices, the typical data or calculated correlations of technical parameters can only reflect statistical figures. These do not necessarily correspond to the actual parameters of each single product, which could differ from the typical data and calculated correlations or the typical characteristic line. If requested, e.g. because of technical improvements, these typ. data will be changed without any further notice.
- 2) **Testing temperature:** TA = 25°C
- 3) **Tolerance of Measure:** Unless otherwise noted in drawing, tolerances are specified with ± 0.1 and dimensions are specified in mm.

Revision History

Version	Date	Change
1.5	2018-11-30	Characteristics

Published by OSRAM Opto Semiconductors GmbH EU RoHS and China RoHS compliant product
Leibnizstraße 4, D-93055 Regensburg
www.osram-os.com © All Rights Reserved.



此产品符合欧盟 RoHS 指令的要求；
按照中国的相关法规和标准，不含有毒有害物质或元素。