

# Vertical Cavity Surface Emitting Laser in TO-46 Package




## OPV315, OPV315Y

## Technical Data

### Features

- 850nm VCSEL Technology
- Data rates up to 2.5 Gbps
- High thermal stability
- Low drive current/high output density
- Narrow and concentric beam angle
- Recommended for multimode fiber applications
- TO-46 package with microbead lens
- Burned in for communication level reliability
- Monitor photodiode



### Description

The OPV315 is a high performance 850nm VCSEL packaged for high speed communication links. OPV315 combines all the performance advantages of a VCSEL with the addition of a power monitor diode for precise control of optical power.

The OPV315Y is identical electrically and optically and differs only in pin out. Refer to mechanical drawings for details.

Features including high speed, high output power and concentric beam makes it an ideal transmitter for integration into all types of data communications equipment.

Applications include:

- ◆ Fibre Channel
- ◆ Gigabit Ethernet
- ◆ ATM
- ◆ VSR
- ◆ Intra-system links
- ◆ Optical backplane interconnects.

### Absolute Maximum Ratings ( $T_A = 25^\circ\text{C}$ unless otherwise noted)

Storage Temperature	-40°C to +100°C
Operating Temperature	0°C to +70°C
Soldering Lead Temperature	260°C for 10 Seconds
Maximum Forward Peak Current	20 mA
Maximum Reverse Voltage	10 V
Max. Continuous Optical Power @ 70°C 85°C	750 $\mu\text{W}$ 500 $\mu\text{W}$



Additional laser safety information can be found on the Optek website. See application #221. Classification is not marked on the device due to space limitations. See package outline for centerline of optical radiance. Operating devices beyond maximum rating may cause devices to exceed rated classification

September 2003  
Issue 2.3

# OPV315, OPV315Y Technical Data



## Electrical/Optical Characteristics (at 25 °C unless otherwise specified)

SYMBOL	PARAMETER	MIN	TYP	MAX	UNITS	TEST CONDITION
$P_{OT}$	Total Power Out	0.75			mW	$I_F = 7 \text{ mA}$
$I_{TH}$	Threshold Current	0.80		3.00	mA	Note 1
$V_F$	Forward Voltage	1.60		2.20	V	$I_F = 7 \text{ mA}$
$I_R$	Reverse Current			35	nA	$V_R = 5 \text{ V}$
$R_S$	Series Resistance	20		55	ohms	Note 2
$\eta$	Slope Efficiency	0.10			mW/mA	Note 3
	Linearity	0.00				Note 4
$\lambda$	Wavelength	840	850	860	nm	
$\Delta\lambda$	Optical Bandwidth			0.85	nm	
$t_r$	Rise Time		90		ps	20% to 80%
$t_f$	Fall Time		120		ps	80% to 20%
$N_{RI}$	Relative Intensity Noise		-123		db/Hz	
$\Delta I_{TH}/\Delta T$	Temp Coefficient of Threshold Current		$\pm 1.0$		mA	0° - 70° C, Note 1
$\Delta\lambda/\Delta T$	Temp Coefficient of Wavelength		0.06		%/°C	0° - 70° C, $I_F = 7 \text{ mA}$
$\Delta V_F/\Delta T$	Temperature Coefficient for VF		-2.5		mV/°C	0° - 70° C, $I_F = 7 \text{ mA}$
$\Delta\eta/\Delta T$	Temperature Coefficient for Efficiency		-0.5		%/C	0° - 70° C, Note 3

SYMBOL	PARAMETER	MIN	TYP	MAX	UNITS	TEST CONDITION
$I_{RPD}$	Reverse Current, photo diode			30	nA	$V_R = 5 \text{ V}$
$I_{M1}$	Monitor Current	30			$\mu\text{A}$	$I_F = 7 \text{ mA}$ , $V_R = 5 \text{ V}$
$I_{M2}$	Monitor Current	40			$\mu\text{A}$	$P_O = 2 \text{ mW}$ , $V_R = 5 \text{ V}$

## Photodiode Electrical Characteristics (at 25 °C unless otherwise specified)

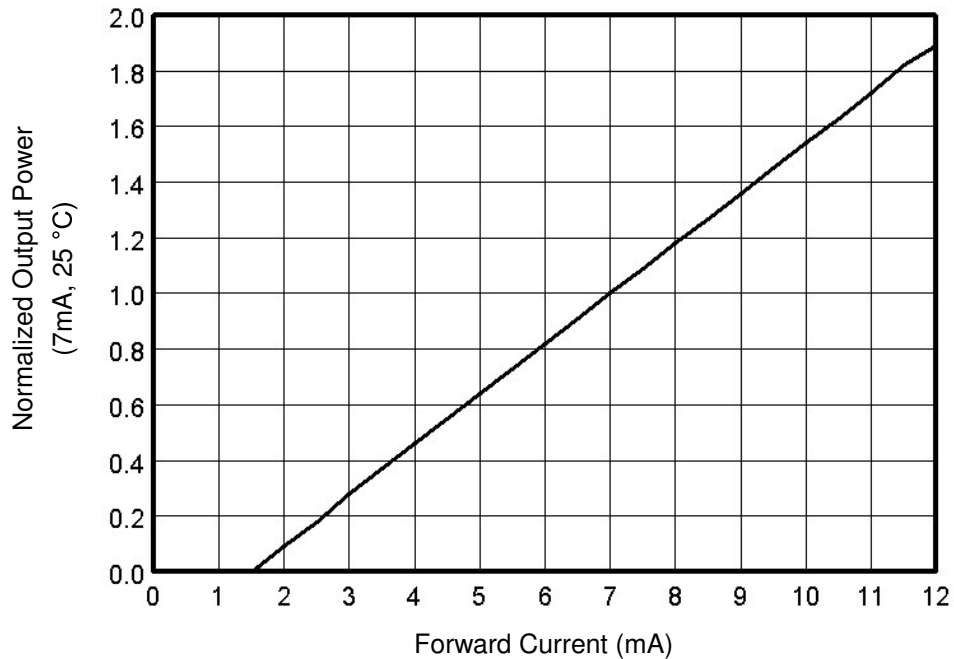
### NOTES:

- (1) Threshold Current is based on the two line intersection method specified in Telcordia GR-468-Core. Line 1 from 4 mA to 6 mA. Line 2 from 0 mA to 1 mA.
- (2) Series Resistance is the slope of the Voltage-Current line from 5 to 8 mA.
- (3) Slope efficiency, is the slope of the best fit LI line from 5 mA to 8 mA using no larger than .25 mA test interval points.
- (4) Using data points taken for slope efficiency above,  $\Delta L/\Delta I$  shall be calculated for each adjacent pair of points.

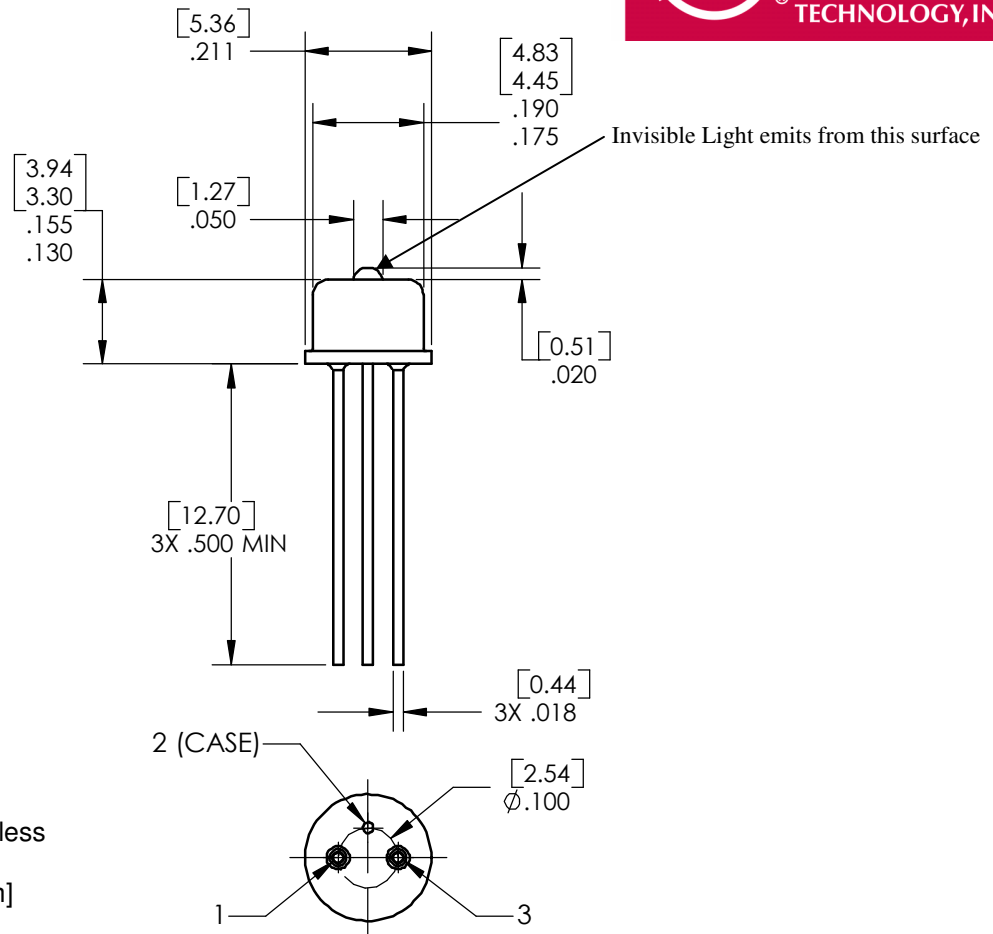
# OPV315, OPV315Y Technical Data



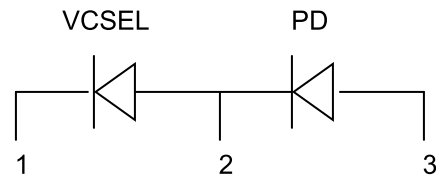
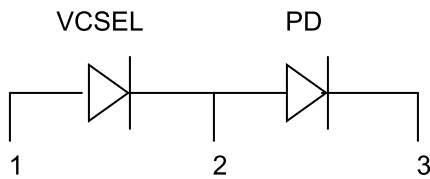
Normalized Output Power vs. Forward Current



# OPV315, OPV315Y Technical Data



- 1) Tolerances are  $\pm 0.005$  unless otherwise specified
- 2) Dimensions in inches [mm]



OPV315	
Pin	Connection
1	VCSEL Anode
2	VCSEL Cathode/PD Anode
3	PD Cathode

OPV315Y	
Pin	Connection
1	VCSEL Cathode
2	VCSEL Anode/PD Cathode
3	PD Anode