


Slide DIP Switch

A6SN

Surface-Mounting Slide DIP Switches with High Contact Reliability



- Knife-edge structure with high contact pressure mechanism assures high reliability.
- Washable , without seal tape available.
- With seal tape enables adsorption on auto mounting machine.
- Models with from 1 to 10 poles meet wide needs.






RoHS Compliant

■ List of Models

Tube Packaging

Type		Flat actuator	Raised actuator
No. of poles	Quantity per tube		
1	100	A6SN-1101	A6SN-1104
2	60	A6SN-2101	A6SN-2104
3	45	A6SN-3101	A6SN-3104
4	35	A6SN-4101	A6SN-4104
5	30	A6SN-5101	A6SN-5104
6	25	A6SN-6101	A6SN-6104
7	20	A6SN-7101	A6SN-7104
8	20	A6SN-8101	A6SN-8104
9	15	A6SN-9101	A6SN-9104
10	15	A6SN-0101	A6SN-0104

Embossed Taping *

Type	Flat actuator				Raised actuator	
	Standard		With seal tape			
	Quantity per tube		Quantity per tube		Quantity per tube	
No. of poles						
2	750	A6SN-2101-P	750	A6SN-2102-P	700	A6SN-2104-P
3		A6SN-3101-P		A6SN-3102-P		A6SN-3104-P
4		A6SN-4101-P		A6SN-4102-P		A6SN-4104-P
5		A6SN-5101-P		A6SN-5102-P		A6SN-5104-P
6		A6SN-6101-P		A6SN-6102-P		A6SN-6104-P
7		A6SN-7101-P		A6SN-7102-P		A6SN-7104-P
8		A6SN-8101-P		A6SN-8102-P		A6SN-8104-P
9		A6SN-9101-P		A6SN-9102-P		A6SN-9104-P
10		A6SN-0101-P		A6SN-0102-P		A6SN-0104-P

Note: 1. Order in multiples of the package quantity.

■ Ratings/Characteristics

Rating (resistive load)	25 mA at 24 VDC 10 μA (minimum current) at 3.5 VDC	
Ambient operating temperature	-30 to +85 °C at 60% max. (with no icing or condensation)	
Ambient operating humidity	35% to 95% (at +5 to +35 °C)	
Insulation resistance	100 MΩ min. (at 100 VDC with insulation tester)	
Contact resistance (initial value)	200 mΩ max.	
Dielectric strength	Between terminals	300 VAC for 1 min
Vibration resistance	Malfunction	10 to 55 Hz, 1.5-mm double amplitude
Shock resistance	Malfunction	490 m/s ² min.
Durability	Electrical	1,000 operations min.
Washing	Possible	
Degree of protection	IEC IP40	
Operating force	0.98 to 7.9 N {100 to 806 gf}	
Weight	0.3 g (2 poles) 0.55 g (4 poles) 0.8 g (6 poles) 1.05 g (8 poles) 1.3 g (10 poles)	

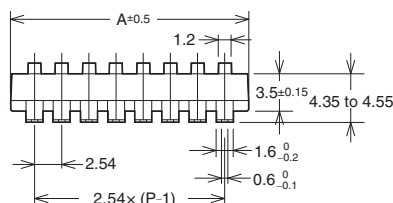
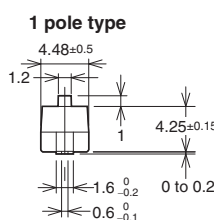
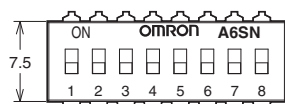

■ Dimensions (Unit: mm)

● Flat actuator

Standard / With seal tape

A6SN-□101

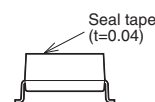
A6SN-□102-P



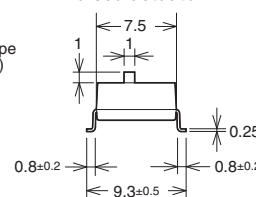
Flat actuator Standard



Flat actuator With seal tape



Raised actuator



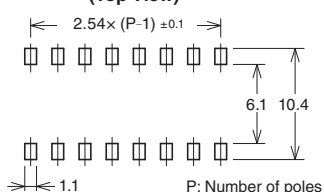
● Raised actuator

A6SN-□104

A6SN-□104-P



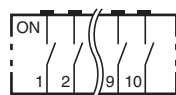
Dimensions of PCB pad (Reference) (Top View)



No. of poles	Flat actuator		Raised actuator	A
	Standard	With seal tape		
1	A6SN-1101	---	A6SN-1104	4.48
2	A6SN-2101	A6SN-2102-P	A6SN-2104	7.0
3	A6SN-3101	A6SN-3102-P	A6SN-3104	9.6
4	A6SN-4101	A6SN-4102-P	A6SN-4104	12.1
5	A6SN-5101	A6SN-5102-P	A6SN-5104	14.6
6	A6SN-6101	A6SN-6102-P	A6SN-6104	17.2
7	A6SN-7101	A6SN-7102-P	A6SN-7104	19.7
8	A6SN-8101	A6SN-8102-P	A6SN-8104	22.3
9	A6SN-9101	A6SN-9102-P	A6SN-9104	24.8
10	A6SN-0101	A6SN-0102-P	A6SN-0104	27.3

■ Internal Connections

Contact Form (Top View)



■ Precautions

Be sure to read the Safety precautions common to all DIP Switches for correct use.

- Application examples provided in this document are for reference only. In actual applications, confirm equipment functions and safety before using the product.
- Consult your OMRON representative before using the product under conditions which are not described in the manual or applying the product to nuclear control systems, railroad systems, aviation systems, vehicles, combustion systems, medical equipment, amusement machines, safety equipment, and other systems or equipment that may have a serious influence on lives and property if used improperly. Make sure that the ratings and performance characteristics of the product provide a margin of safety for the system or equipment, and be sure to provide the system or equipment with double safety mechanisms.

Note: Do not use this document to operate the Unit.

OMRON Corporation
Electronic and Mechanical Components Company

Contact: www.omron.com/ecb

Cat. No. A193-E1-05
0117(0207)(O)