


Slide DIP Switches with a height of 2.3mm and Half-pitch.

- Gold-plated twin contacts ensures high reliability.
- Washable, with seal tape available.
- Embossed taping available for small reel 100 pcs/ 500 pcs.

RoHS Compliant



List of Models

Type	Flat actuator							
	With seal tape							
	Tube packaging	Embossed taping						
		Standard reel			Small reel			
No. of poles	Quantity per tube		Quantity per reel		Quantity per reel		Quantity per reel	
2	125	A6HF-2102	2,000	A6HF-2102-P	500	A6HF-2102-PM	100	A6HF-2102-R100
4	70	A6HF-4102		A6HF-4102-P		A6HF-4102-PM		A6HF-4102-R100
6	50	A6HF-6102		A6HF-6102-P		A6HF-6102-PM		A6HF-6102-R100
8	40	A6HF-8102		A6HF-8102-P		A6HF-8102-PM		A6HF-8102-R100
10	30	A6HF-0102		A6HF-0102-P		A6HF-0102-PM		A6HF-0102-R100

Note: Order in multiples of the package quantity.

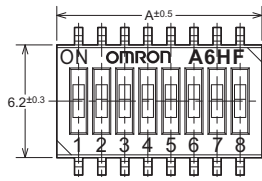

Ratings/Characteristics

Rating (resistive load)		25 mA at 24 VDC 10 μ A (minimum current) at 3.5 VDC
Ambient operating temperature		-30 to +85 °C at 60% max. (with no icing or condensation)
Ambient operating humidity		35% to 95% (at +5 to +35 °C)
Insulation resistance		100 M Ω min. (at 100 VDC with insulation tester)
Contact resistance (initial value)		200 m Ω max.
Dielectric strength	Between terminals	300 VAC for 1 min
Vibration resistance	Malfunction	10 to 55 Hz, 1.5-mm double amplitude
Shock resistance	Malfunction	490 m/s ² min.
Durability	Electrical	1,000 operations min.
Washing		Possible
Degree of protection		IEC IP40
Operating force		0.29 to 4.9 N {30 to 500 gf}
Weight		0.08g (2 poles) 0.13g (4 poles) 0.19g (6 poles) 0.25 g (8 poles) 0.3g (10 poles)

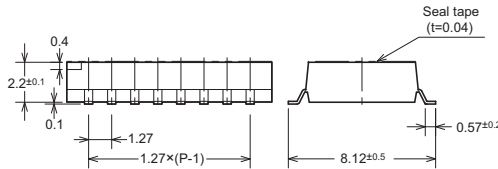
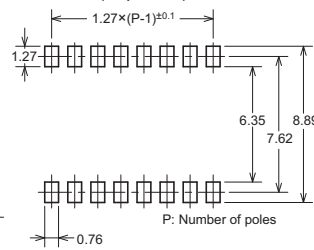
■ Dimensions (Unit: mm)

● Flat Actuator With Seal Tape

- A6HF-□102
- A6HF-□102-P
- A6HF-□102-PM
- A6HF-□102-R100



Dimensions of PCB pad (Reference)
(Top View)

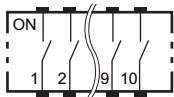


No. of poles	Models	A
2	A6HF-2102	3.67
4	A6HF-4102	6.21
6	A6HF-6102	8.75
8	A6HF-8102	11.29
10	A6HF-0102	13.83

Note: Unless otherwise specified, a tolerance of ±0.4 mm applies to all dimensions.

■ Internal Connections

Contact Form (Top View)



■ Precautions

Be sure to read the Safety precautions common to all DIP Switches for correct use.

- Application examples provided in this document are for reference only. In actual applications, confirm equipment functions and safety before using the product.
- Consult your OMRON representative before using the product under conditions which are not described in the manual or applying the product to nuclear control systems, railroad systems, aviation systems, vehicles, combustion systems, medical equipment, amusement machines, safety equipment, and other systems or equipment that may have a serious influence on lives and property if used improperly. Make sure that the ratings and performance characteristics of the product provide a margin of safety for the system or equipment, and be sure to provide the system or equipment with double safety mechanisms.

Note: Do not use this document to operate the Unit.

OMRON Corporation
Electronic and Mechanical Components Company

Contact: www.omron.com/ecb

Cat. No. A192-E1-06
0619(0207)(O)