


# DIP Switch – A6E/A6ER

## Low-cost DIP Switch

- ROHS compliant.
- The sealed bottom prevents flux penetration.
- A variety of models with short or long actuators (levers) available.



## Ordering Information

No. of poles	Quantity per stick	Type (striker color)	Flat actuator (Yellow)	Raised actuator (Yellow)	Type	Side actuator (short-lever) (Yellow)	Side actuator (long-lever) (Yellow)
		DIP Terminal	DIP Terminal	DIP Terminal		DIP Terminal	
2	73		A6E-2101	A6E-2104	70	A6ER-2101	A6ER-2104
3	52		A6E-3101	A6E-3104	50	A6ER-3101	A6ER-3104
4	40		A6E-4101	A6E-4104	39	A6ER-4101	A6ER-4104
5	33		A6E-5101	A6E-5104	32	A6ER-5101	A6ER-5104
6	28		A6E-6101	A6E-6104	27	A6ER-6101	A6ER-6104
7	24		A6E-7101	A6E-7104	24	A6ER-7101	A6ER-7104
8	21		A6E-8101	A6E-8104	21	A6ER-8101	A6ER-8104
9	19		A6E-9101	A6E-9104	19	A6ER-9101	A6ER-9104
10	17		A6E-0101	A6E-0104	17	A6ER-0101	A6ER-0104

**Note :** Orders must be made in multiples of pack quantity. Switches are not sold individually.

## Specifications

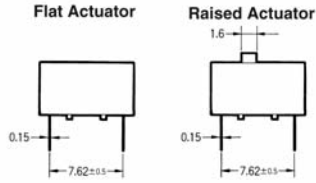
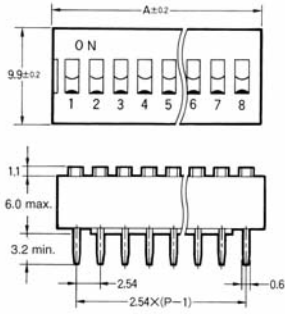
### ■ Rating/Characteristics

<b>Switching capacity</b>	25 mA at 24 VDC, 10 $\mu$ A (minimum current) at 3.5 VDC
<b>Ambient temperature</b>	Operating: -20°C to 70°C, at 60% maximum (with no icing)
<b>Ambient humidity</b>	Operating: 35% to 90% (for +5°C to 35°C)
<b>Insulation resistance</b>	100 M $\Omega$ min. (at 250 VDC)
<b>Contact resistance</b>	200 m $\Omega$ max. (initial value)
<b>Dielectric strength</b>	500 VAC for 1 min between terminals of the same polarity, and between terminals of different polarity
<b>Vibration resistance</b>	Malfunction: 10 to 55 Hz, 1.5-mm double amplitude
<b>Shock resistance</b>	Malfunction: 300 m/s <sup>2</sup> min.
<b>Life expectancy</b>	Mechanical: 1,000 operations min. Electrical: 1,000 operations min.
<b>Operating force</b>	0.29 N min. {30 gf}
<b>Weight</b>	A6E: 0.66 g (2 poles), 1.00 g (4 poles), 1.32 g (6 poles), 1.65 g (8 poles), 1.98 g (10 poles) A6ER: 1.01 g (2 poles), 1.51 g (4 poles), 2.00 g (6 poles), 2.51 g (8 poles), 3.02 g (10 poles)

## Dimensions

**Note 1:** All units are in millimetres unless otherwise indicated.  
**Note 2:** Unless otherwise specified, a tolerance of  $\pm 0.4$  mm applies to all dimensions.

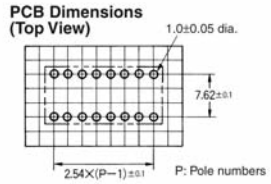
### Flat Actuator with DIP Terminal A6E-□101



### Raised Actuator with DIP Terminal A6E-□104



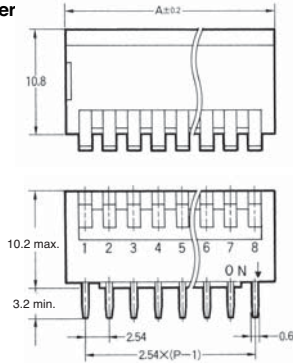

P: Pole numbers



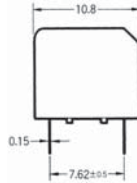
No. of poles	Model		Dimension A
2	A6E-2101	A6E-2104	6.64
3	A6E-3101	A6E-3104	9.18
4	A6E-4101	A6E-4104	11.72
5	A6E-5101	A6E-5104	14.26
6	A6E-6101	A6E-6104	16.80
7	A6E-7101	A6E-7104	19.34
8	A6E-8101	A6E-8104	21.88
9	A6E-9101	A6E-9104	24.42
10	A6E-0101	A6E-0104	26.96

# DIP Switch – A6E/A6ER

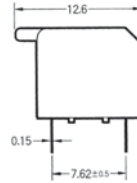
**DIP Terminal  
Side Actuator (short-lever)  
A6ER-@101**




**Side Actuator  
(short-lever)**



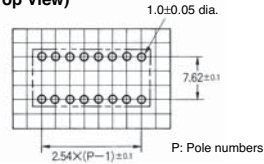
**Side Actuator  
(long-lever)**



**Side Actuator (long-lever)  
A6ER-@104**



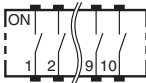
**PCB Dimensions  
(Top View)**



No. of poles	Model		Dimension A
2	A6ER-2101	A6ER-2104	6.64
3	A6ER-3101	A6ER-3104	9.18
4	A6ER-4101	A6ER-4104	11.72
5	A6ER-5101	A6ER-5104	14.26
6	A6ER-6101	A6ER-6104	16.80
7	A6ER-7101	A6ER-7104	19.34
8	A6ER-8101	A6ER-8104	21.88
9	A6ER-9101	A6ER-9104	24.42
10	A6ER-0101	A6ER-0104	26.96

## Installation

### ■ Internal Connections (Top View)



**ALL DIMENSIONS SHOWN ARE IN MILLIMETRES.**

To convert millimetres into inches, multiply by 0.03937. To convert grams into ounces, multiply by 0.03527.