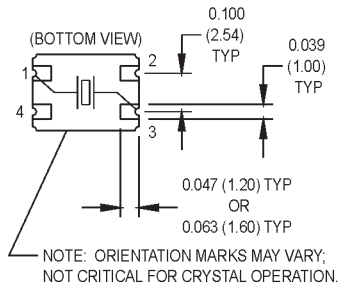
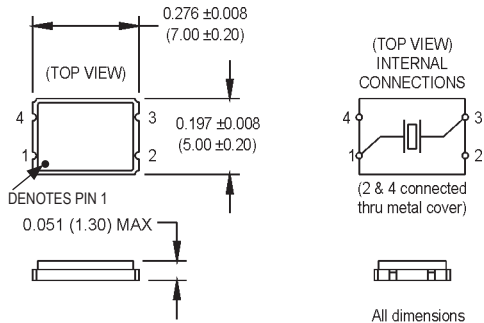

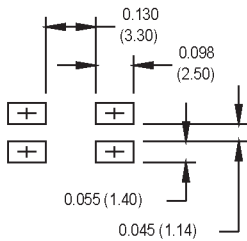


PM Surface Mount Crystals

5.0 x 7.0 x 1.3 mm



SUGGESTED SOLDER PAD LAYOUT



Available Stabilities vs. Temperature

T \ S	D	F	G	H	J	M	P
1	A	A	A	A	A	S	A
2	N	A	A	A	A	A	A
3	N	N	N	N	N	C	C
4	N	N	N	N	N	C	C
5	N	A	A	A	A	A	A
6	N	A	A	A	A	A	A

A = Available S = Standard
N = Not Available C = Consult Factory for Availability

Ordering Information

Product Series	PM	1	M	M	XX	00.0000 MHz
Temperature Range	1: 0°C to +70°C	2: -40°C to +85°C	3: -55°C to +105°C	4: -55°C to +125°C	5: -10°C to +85°C	6: -20°C to +70°C
Tolerance	D: ±10 ppm	F: ±15 ppm	G: ±20 ppm	H: ±25 ppm	J: ±30 ppm	M: ±50 ppm
Stability	D: ±10 ppm	F: ±15 ppm	G: ±20 ppm	H: ±25 ppm	J: ±30 ppm	M: ±50 ppm
Load Capacitance	Blank: 18 pF (std)	S: Series Resonant	XX: Customer Specified 10 pF to 32 pF			
Frequency (customer specified)						

M1007Sxxx - Contact factory for datasheet.

PARAMETERS	VALUE	
Frequency Range*	8.000 to 150.000 MHz	
Tolerance @ +25°C	See Table Above	
Stability	See Table Above	
Aging	±5 ppm/yr Max	
Shunt Capacitance	5 pF Max.	
Load Capacitance	See ordering information	
Standard Operating Conditions	See Table Above	
Equivalent Series Resistance (ESR), Max.	Fundamental (AT-cut)	
	8.000 to 10.999 MHz	60 Ω
	11.000 to 13.999 MHz	50 Ω
	14.000 to 15.999 MHz	40 Ω
	16.000 to 40.500 MHz	30 Ω
	Third Overtones (AT-cut)	
35.000 to 39.999 MHz	100 Ω	
40.000 to 49.999 MHz	80 Ω	
50.000 to 90.000 MHz	100 Ω	
Fifth Overtones (AT-cut)		
90.000 to 150.000 MHz	100 Ω	
Drive Level	100 μW Max., 50 μW Typ., 10 μW Min.	
Mechanical Shock	MIL-STD-202, Method 213, C	
Vibration	MIL-STD-202, Method 201 & 204	
Thermal Cycle	MIL-STD, Method 1010, B	
Max Soldering Conditions	See solder profile, Figure 1	

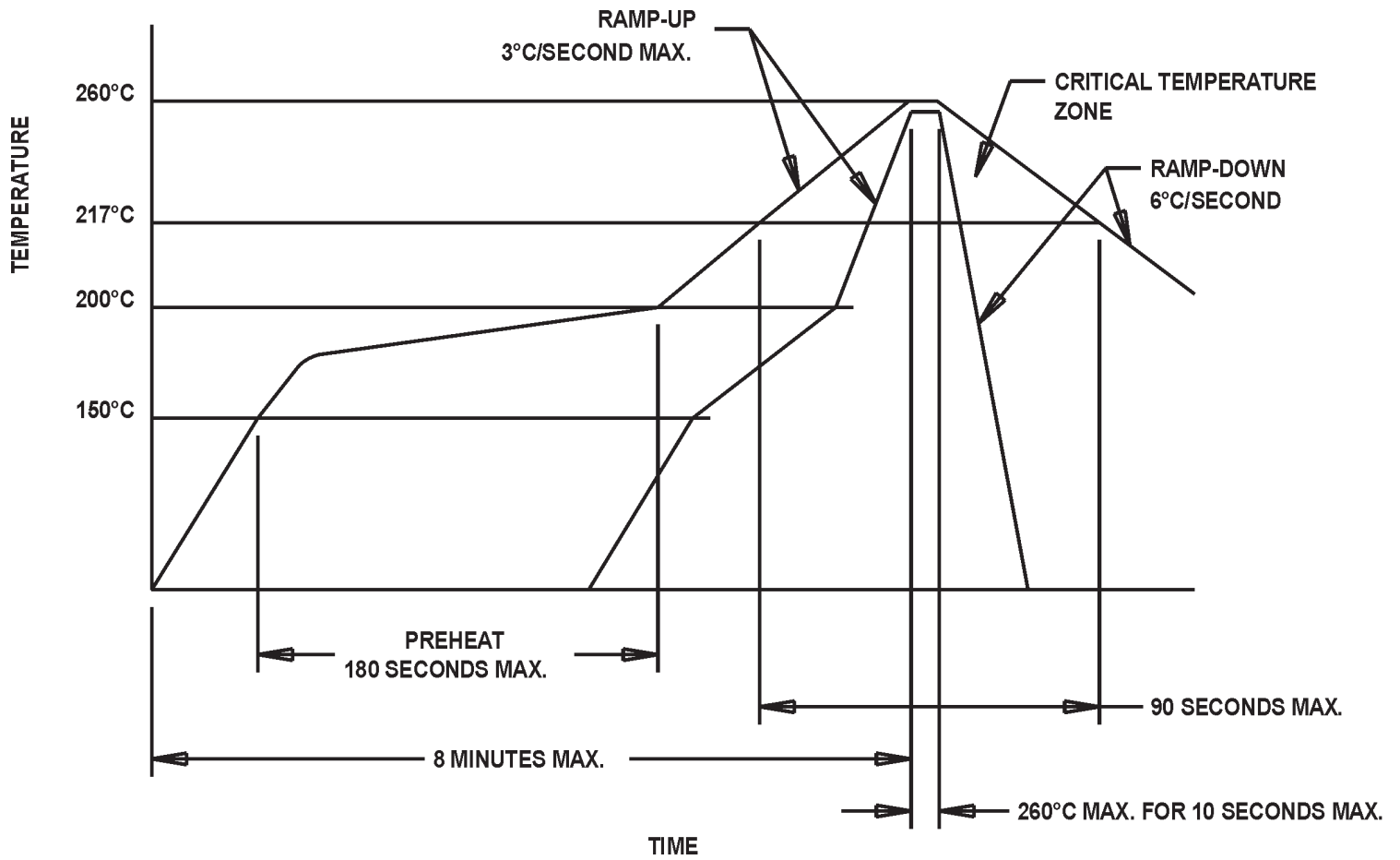
* Because this product is based on AT-strip technology, not all frequencies in the range stated are available. Contact the factory for availability of specific frequencies.

MtronPTI reserves the right to make changes to the product(s) and service(s) described herein without notice. No liability is assumed as a result of their use or application.

Please see www.mtronpti.com for our complete offering and detailed datasheets. Contact us for your application specific requirements: MtronPTI 1-800-762-8800.

Revision: 4-7-10

MtronPTI Lead Free Solder Profile



MtronPTI reserves the right to make changes to the product(s) and service(s) described herein without notice. No liability is assumed as a result of their use or application.

Please see www.mtronpti.com for our complete offering and detailed datasheets. Contact us for your application specific requirements: MtronPTI 1-800-762-8800.